

16 FT RAMP CONNECTOR KIT

INCLUDED IN KIT:

CPRP1  X2

CB15S  X12

TPU1  X4

NL38  X12

TOOLS REQUIRED:

9/16" Socket with Ratchet to suit

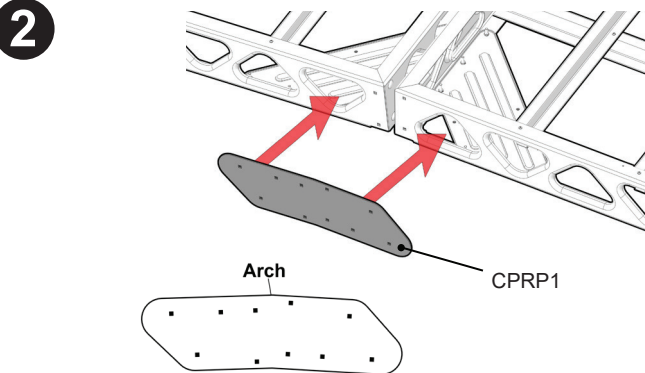


OR

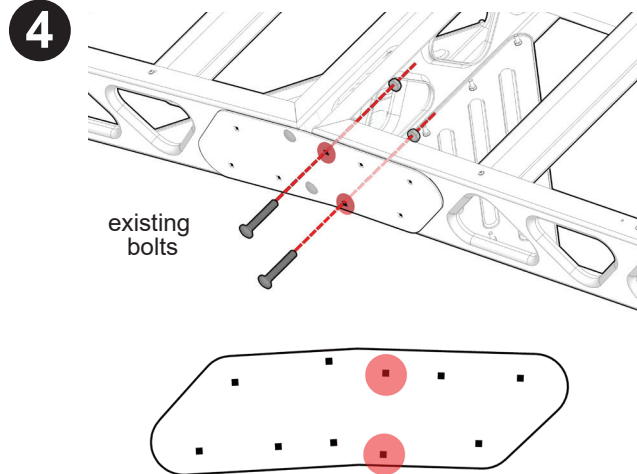
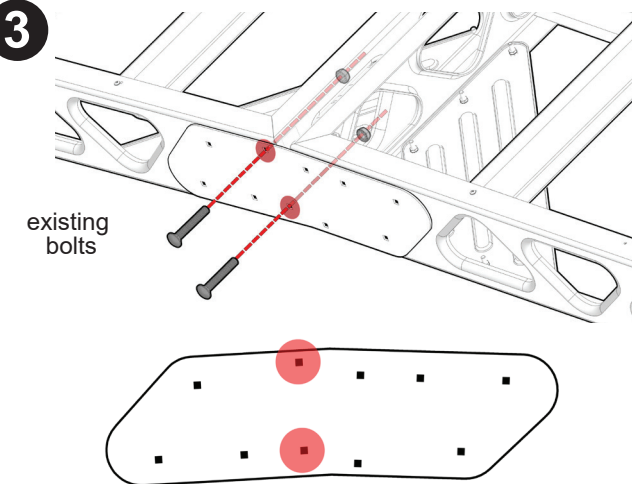
9/16" Box End Wrench



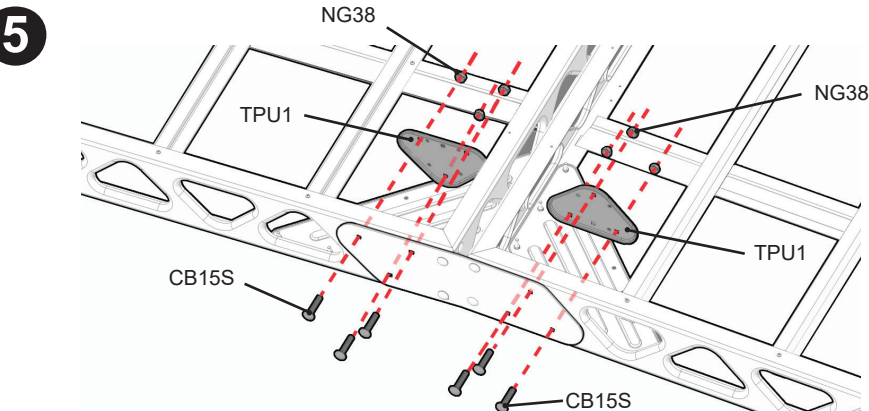
1 Assemble 2 CanadaDocks 4x8 or 8x8 Ramps per their instructions.



PLEASE NOTE: Connector (CPRP1) should have arch facing upwards. Two connected ramps will settle after the initial use to create a straight platform.



Undo 4 Carriage Bolts (3-1/2" long). Fasten Connector Plate (CPRP1) with existing 4 Bolts (CB15S), and Nuts (NG38). Handtighten at this time. Repeat on opposite side of dock.



Attach Triangle Backing Plates (TPU1) using Bolts (CB15S) and Nuts (NG38). Do this for both Connector Plates (CPRP1).