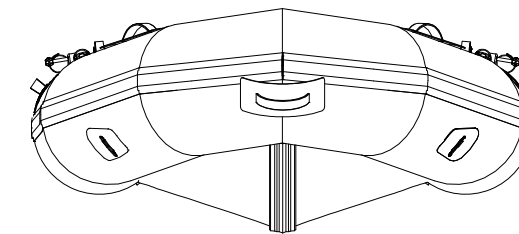
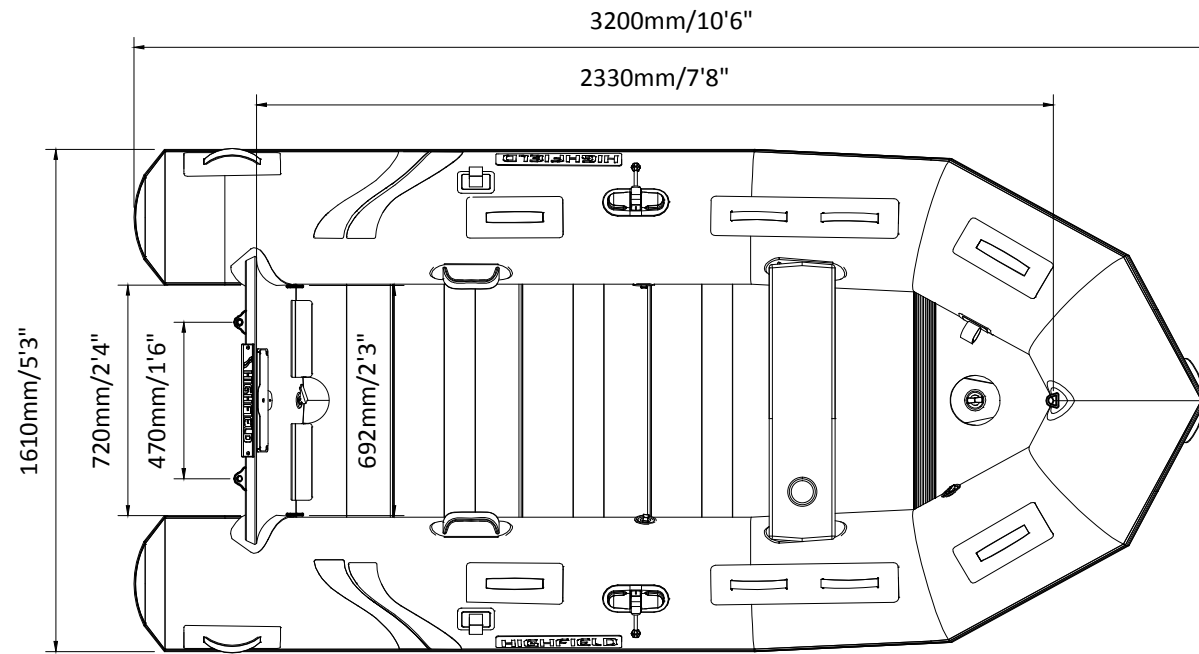
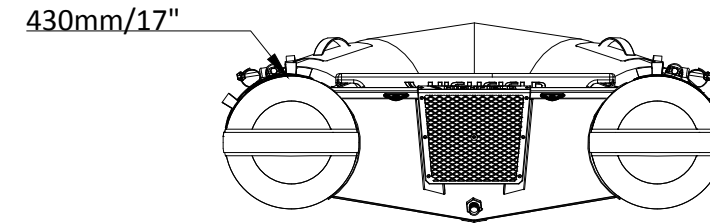
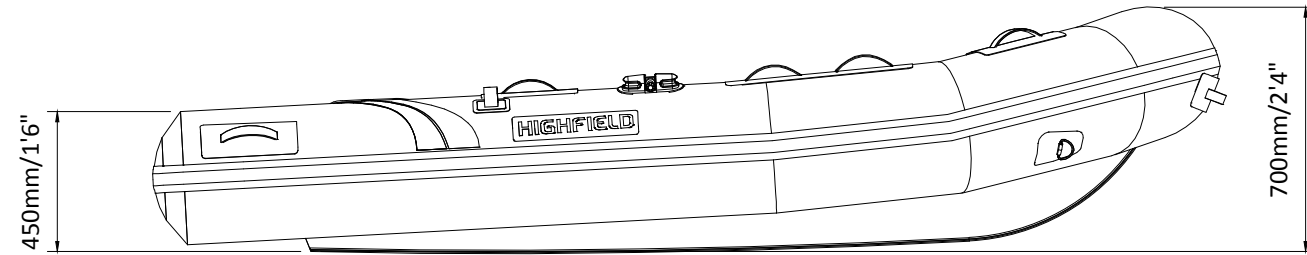


ROLL-UP 320

SPECIFICATIONS



SPECIFICATIONS AND MAXIMUM CAPACITIES (Subject to change without notice. Tolerances: Dimensions ±2.5% Weight ±5%)

MODEL	ISO 6185 PART	ISO 6185			#			 Outboard Engine	 Shaft	 Max power		 Max weight		 Molded seat		 Oars		 Fuel tank Capacity		 Wet Weight (Approximate) 15HP (11.19KW)		 AIR CHAMBERS						
			KG	LB		KG	LB			KW	HP	KG	LB	KG	LB	KG	LB	L	GAL	KG	LB		PSI	BAR				
RU320AL	2	C	565	1246	4+1	338	744	S		11.19	15	42	93	48	106	3	6.6	1.5	3.3	/	/	/	/	90	199	3	3.63	0.25

Boat weight includes: boat only

2021V5