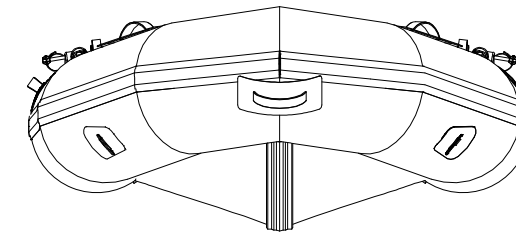
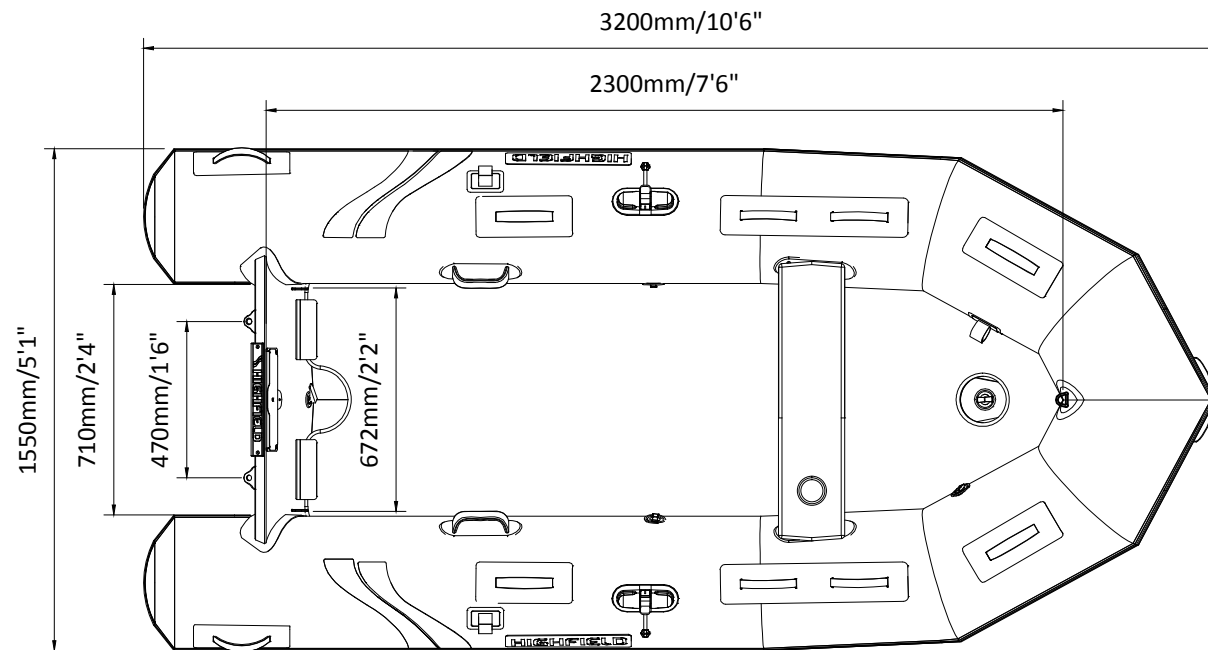
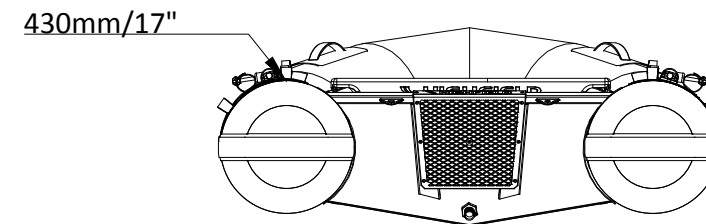
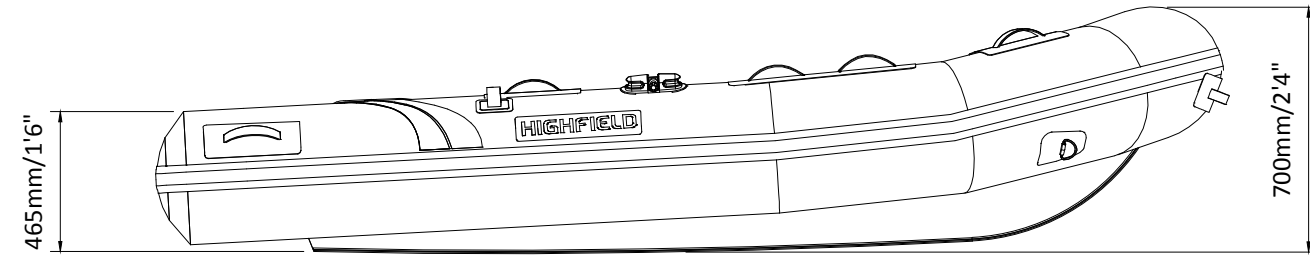


# ROLL-UP 320

# SPECIFICATIONS



SPECIFICATIONS AND MAXIMUM CAPACITIES (Subject to change without notice.Tolerances:Dimensions ±2.5% Weight ±5%)

MODEL	ISO 6185 PART	ISO 6185		Person		Person		Outboard Engine		Molded seat		Oars		/		Fuel tank Capacity		Wet Weight (Approximate) 15HP (11.19KW)		AIR CHAMBERS	Pressure						
		KG	LB	#	KG	LB	Shaft	Max power	Max weight	KG	LB	KG	LB	KG	LB	/	/	L	GAL		KG	LB	PSI	BAR			
								KW	HP	KG	LB																
RU320KAM	2	C	565	1246	4+1	338	744	S	11.19	15	42	93	36	79	3	6.6	1.5	3.3	/	/	/	/	78	172	3	3.63	0.25

Boat weight includes: boat only

2021V6