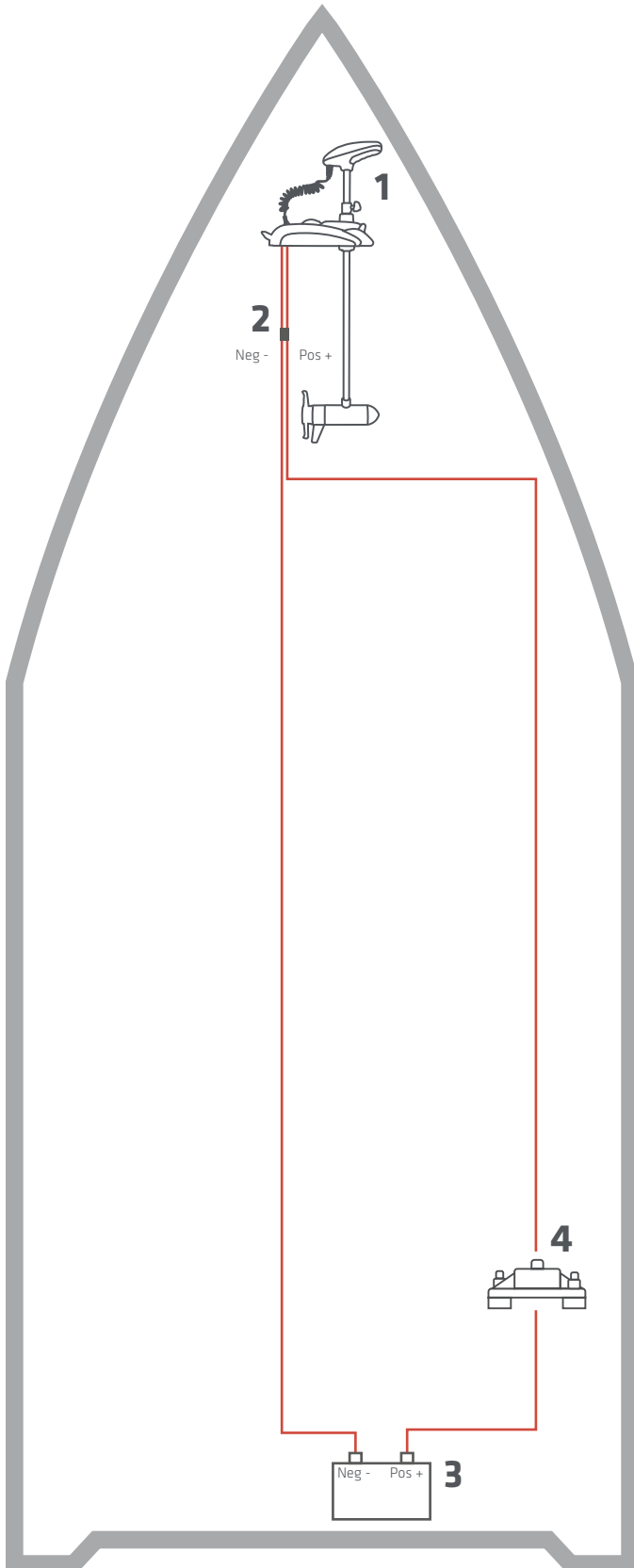



INSTALLATION DIAGRAMS

12 Volt System

The following schematic outlines the necessary accessories/cables needed to connect a trolling motor to a 12 volt system.



Compatible Accessories

1	Trolling Motor	
2	Trolling Motor Plug *Optional	
	1865128	MKR-26
3	12 Volt Battery	
4	Circuit Breaker	
	1865106	Circuit Breaker / MKR-19
	 12V DC Power	

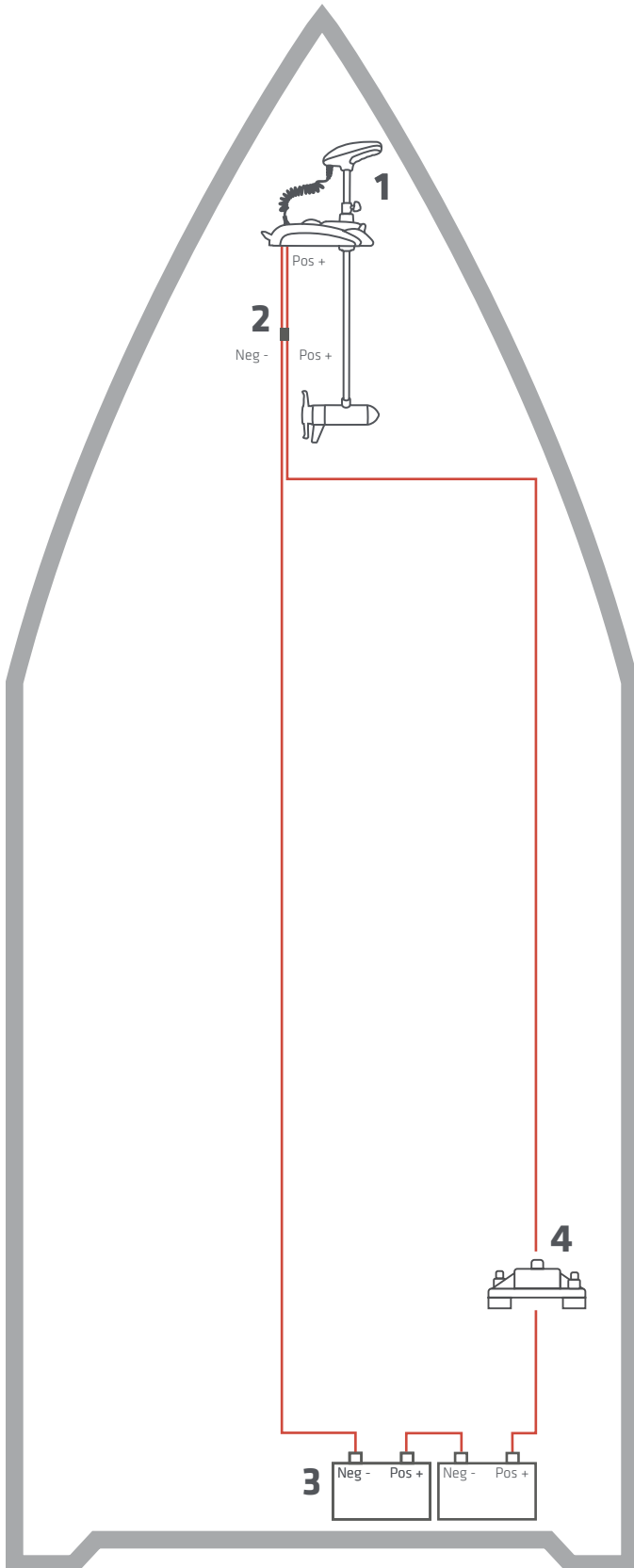
The accessories and part numbers listed above are valid as of April 2020.

FOR MORE INFORMATION ON WIRING BATTERIES, PLEASE REVIEW [CONDUCTOR GAUGE CHART](#).


INSTALLATION DIAGRAMS

24 Volt System

The following schematic outlines the necessary accessories/cables needed to connect a trolling motor to a 24 volt system.



Compatible Accessories

1	Trolling Motor	
2	Trolling Motor Plug *Optional	
	1865128	MKR-26
3	12 Volt Battery (Need 2)	
4	Circuit Breaker	
	1865106	Circuit Breaker / MKR-19
	 12V DC Power	

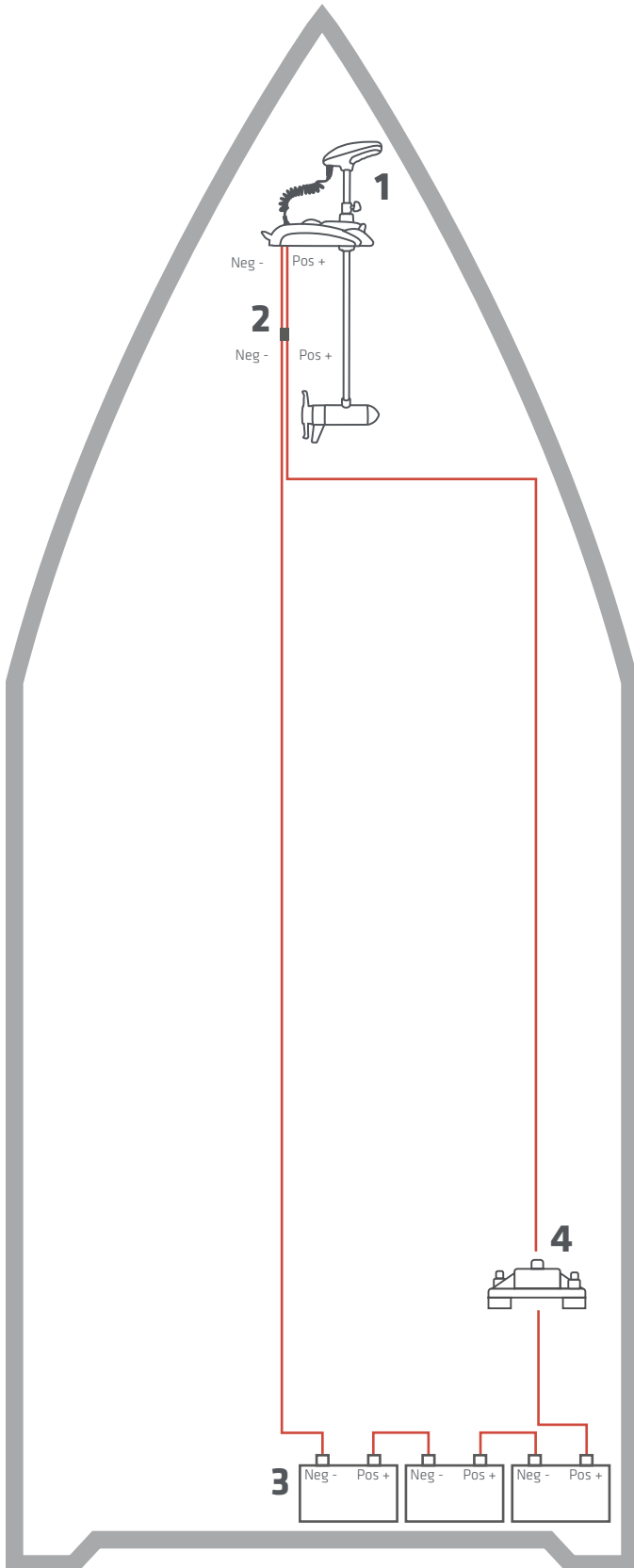
The accessories and part numbers listed above are valid as of April 2020.

FOR MORE INFORMATION ON WIRING BATTERIES, PLEASE REVIEW [CONDUCTOR GAUGE CHART](#).


INSTALLATION DIAGRAMS

36 Volt System

The following schematic outlines the necessary accessories/cables needed to connect a trolling motor to a 36 volt system.



Compatible Accessories

1	Trolling Motor	
2	Trolling Motor Plug *Optional	
	1865128	MKR-26
3	12 Volt Battery (Need 3)	
4	Circuit Breaker	
	1865106	Circuit Breaker / MKR-19
	 12V DC Power	

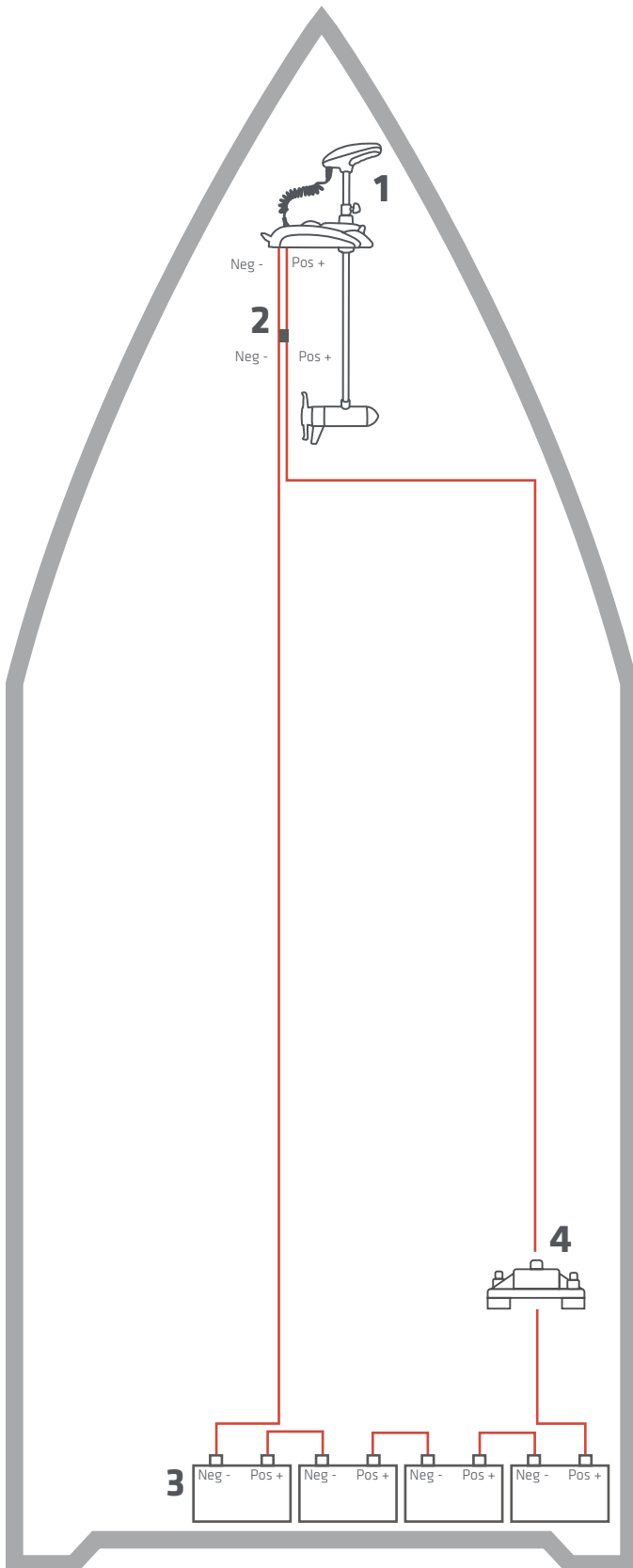
The accessories and part numbers listed above are valid as of April 2020.

FOR MORE INFORMATION ON WIRING BATTERIES, PLEASE REVIEW [CONDUCTOR GAUGE CHART](#).


INSTALLATION DIAGRAMS

48 Volt System

The following schematic outlines the necessary accessories/cables needed to connect a trolling motor to a 48 volt system.



Compatible Accessories

1	Trolling Motor	
2	Trolling Motor Plug *Optional	
	1865128	MKR-26
3	12 Volt Battery (Need 4)	
4	Circuit Breaker	
	1865106	Circuit Breaker / MKR-19
	 12V DC Power	

The accessories and part numbers listed above are valid as of April 2020.

FOR MORE INFORMATION ON WIRING BATTERIES, PLEASE REVIEW [CONDUCTOR GAUGE CHART](#).