

SPARTAN ADVANTAGE

Whether you're a commercial cutter or weekend warrior, we believe Spartan Mowers offers the highest quality machines, pound for pound and dollar for dollar on the planet.



SRT-XD 61"



Robert & Becky Foster

Creators/Owners

WHAT STARTED AS A DREAM

was built with dedication and one goal in mind, to set a new standard for the mowing industry. Robert Foster, creator of the Spartan Mower and successful entrepreneur, has had a passion for mowers ever since he was a young boy. Over the years, that passion has developed into one of the fastest growing mower companies in history. The importance of every detail is evident from its ergonomic design to the quality of the cut. The machine not only looks good, but it handles like a dream. It's built with heavy duty American steel and is manufactured at our headquarters located in Batesville, Arkansas. We believe you will be blown away by the commercial grade features offering performance and durability at an incredible value.

For the past seven years, we've been relentlessly pursuing the perfect machine. To be honest, it hasn't been easy. We've had to learn from our mistakes and continually improve. Our rapid growth has given us the opportunity to expand our facility, and now we are able to build the mower we've always wanted. I'm excited to show the world **ALL** the *Spartan Advantages* that set us apart from and above the competition.



8.7 ACRES UNDER ROOF OF



"With our new production facility, we're able to offer a better product at a better price. The building has helped us tremendously, but nothing like our own people have."

ROBERT FOSTER



STREAMLINED MANUFACTURING



EXPERIENCE THE

SPARTAN ADVANTAGE

Take this list of Spartan Advantages and compare our mower to your favorite brand. Let's see how they stack up. Can they offer as many advantages at the same low price? Don't forget to compare the comfort and smooth ride.

We Know You'll Be Impressed



REAR RADIAL TIRES

It all starts with traction. Exclusive Radial Tires for better traction and softer ride are on all RZ-HD models and up. Challenge our ride against others out there and you'll feel it for yourself.

**RZ-Pro, RZ, and RZ-C not included. RT-HD and above come standard with front radials.*



HD FUSION WELDED FRAMES

Our frames on all SRT, RT and RZ models are constructed from the same tubing as our frames on our 65 mph Intimidator UTVs. Spartan Mowers are built tough, there's no doubt about it!

7 GAUGE STEEL DECKS

All Spartan Mowers have a deck fabricated from 7 gauge steel, not just the top end models. Check out the competition and see the difference for yourself. No light duty decks here!



RECEIVER HITCH

All RT and SRT models come equipped with a built-in 2" receiver hitch. Just think about all the possibilities.

VIBRATION CONTROLLED DECK

Vibration controlled deck system with a one-piece idler pulley and shock absorber takes away belt whip and reduces vibration. The soft start electronic control pulses electricity to the electric clutch at engagement to increase clutch and belt life.



KEY PAD

Our key pad allows you to personalize your code to start the mower. It also has a push button switch for accessories like lights, electric chute, etc. *The screen* shows engine hours, PTO clutch hours, when to change your oil and light indicators for diagnostics. It's your mower's personal assistant!

**Standard on ALL Models*



HYDRAULIC DRIVE

All models from RZ-HD and up have Parker Hydraulic Drives (no gear reduction) for smoother, trouble-free operation. That's up to 25% more efficient than gear reduction hydros. Who doesn't love being more efficient?!

FOLDING ROPS

ROPS (Roll Over Protection) standard on all RZ-HD, RT and SRT 2022 models for operator protection. Fold down to clear enclosed trailers.



TUFF-TORQ

Our RZ-C, RZ and RZ-Pro models have servicable Tuff-Torq transmissions that offer added power and reliability.

CHARGE PUMPS ON EVERY MODEL RZ & UP

Precharge pumps on every model RZ and up for 2022 makes every hydrostatic drive smoother for precision control by eliminating pump cavitation.



PARKING BRAKE PEDALS

Foot controlled on and off parking brake so both hands can be on control sticks. Another great feature that helps keep you in control. Test drive and see what you think for yourself.

**Standard on ALL Models*

HILLSIDE / TRACTION

Spartan Mowers has engineered superior technology that combines perfect balance with superb incline control for a smoother, safer ride. Take it on an incline and feel the difference!

**Industry standard does not recommend mowing on inclines over 15 degrees.*



SPRING SUSPENSION

SRT models have rear traction enhancing custom Winimac® spring suspension for better grip and smoother ride. It allows radial tires to follow every little undulation in the riding surface. In other words, the springs allow the wheels to follow the contour of the turf.



ADJUSTABLE SEAT ON ALL RT-HD & SRT MODELS

Exclusive Spartan Mower seats offer supreme comfort for an 'all day ride.' A 3" adjustable seat made with Dymetrol® material, coupled with adjustable TecPaks® elastomers under the seat platform offers a ride that's above industry standard. We don't compromise on comfort.

**Upgrade Available on Other Models*

FOUR AG BEARINGS

All RT-HD and above models have four ag bearings in each spindle along with a 1¼" shaft for rock solid blade stability and longer life.



STRESS PADS

Stress relief pads are standard on SRT-XD and RT-HD models and available as an accessory for the entire line. For those of you who mow hours at a time, try our stress pads out for yourself. Your shoulders and neck will thank you! Did we mention we don't compromise on comfort?!

LED LIGHT KITS

Customized Spartan LED headlights are standard on XD and available plug and play for all models. Mounted directly to the front of the mower, it's great for finishing the last three rows at dusk and lighting the way into your trailer or shed.

**Broad Beam & Split Beam LED Light Kits Available*



U.S.A.

Did you know that we are manufactured in the U.S.A.? Made with American steel, engines, hydro drives, custom seats, control panel, idler, pullies... the list goes on.

ON-THE-GO HEIGHT ADJUSTMENT DIAL

Deck height adjustments may be made on-the-go by depressing shock assisted pedal, dialing numbered level, and releasing pedal.



12V OUTLET

Not only a place for your phone, but a way to charge it or to power other 12V items.

**RZ models - storage pocket not included*

ADJUSTABLE ARMS

Adjustable steering arms come standard on all RT and SRT models and can be installed on **ALL models**.



ENHANCED XTF DECK SYSTEM

Xtreme Turf Flow (XTF) decks have been redesigned and enhanced to meet the spring, summer, and fall mowing conditions everywhere. This enhanced deck system comes standard on **ALL models** 42" to 72".



EZ DEBRIS REMOVAL

Belt covers are open around the perimeter to permit EZ blowing out of accumulated debris to help keep your machine cleaner after use.

**Standard on ALL Models*

VANGUARD® QUIET RIDE EXHAUST

RT-HD and SRT-XD have a new Quiet Ride high-end insulated exhaust system. Check these out on all Big Block Vanguard® models.



SOLID ANTI-SCALP WHEELS

Most competitive anti-scalp wheels are hollow (like an egg shell). Spartan's are solid and greasable.

HIGH QUALITY PARTS

The same mower pulleys, idlers, shock controls, soft start key pads, belts, spindle bearings, and many other parts used on \$10,000+ full commercial models are also used all the way down to the lowest priced residential Spartan models. This includes our sturdy 7 gauge steel decks!

**Standard on ALL Models*



ANTI-SLIP MAT

All models are equipped with a rubber anti-slip foot mat. These mats help reduce vibration from the transmission to the operator's feet.

**Standard on ALL Models*

RESILIENT BUSHINGS

Special resilient bushings on the mower stabilizing arms reduce the shock and damage to the mower if it hits curbs, stumps, or other debris.

**Standard on ALL Models*



DESIGN & STYLE

Our passion for muscle cars from the late 60's has fueled the design of the Spartan Mowers. The wide tires and sleek style give it an image all its own.

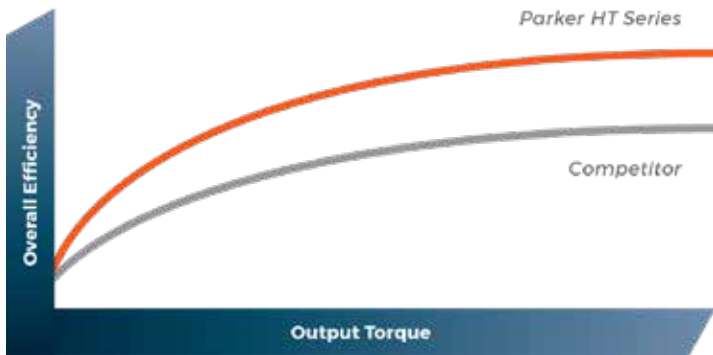


RUGGED POWER AND HIGH OPERATING EFFICIENCY

Parker drive systems have been propelling the turf industry since the introduction of zero turn radius mowers, demonstrating market leading durability and efficiency. Spartan's partnership with Parker has been crucial to our success in offering a more efficient machine.

More Power to the Deck

Better overall efficiency means more horsepower to the deck. This translates to a fast, high quality cut, whether the turf is easy or tough, or the terrain is flat or hilly.



NO GEAR BOX

Gearboxes rob power from the machine and are a source of fluid contamination. Eliminating the gearbox means:

- Higher starting torque
- Higher efficiency
- Smooth, quiet operation
- Fewer internal moving parts
- No gear wear or debris in hydraulic fluid



Lab tests suggest 25% fuel savings over comparable competitive power systems. Parker fuel consumption lab tests of two identical machines, one with HT Series transmissions, the other a stock machine with a competitive drive system, revealed that the HT Series outfitted machine ran 25% longer under the same loading conditions. Of course, in real life in the grass, experience will vary.



HT Series Transmissions provide more power to the deck for faster, high quality cuts in tough terrain. The HT Series puts more torque and more power on the ground. HT Series Transmissions need less energy to propel a machine, leaving more power for work.

High operating efficiency pays off with less heat and more power available to do work. Less heat into the fluid means a cooler running transmission, which extends fluid life. When using Parker engineered hydraulic fluid in the HT Series, the fluid change interval can be as long as 1000 hours*, significantly greater than the competition. Direct porting between the pump and motor yields greatly enhanced operating efficiency. Cooler operating design means less heat into the hydraulic oil, which translates into less maintenance and lower downtime.

*When used with approved hydraulic fluid.

Wasted Energy = Heat

Higher efficiency means lower fluid temperature and cooler operation.



Kawasaki

— ENGINES —



FX1000V - EFI - 38.5 HP

THE MOST POWERFUL KAWASAKI YET

Kawasaki EFI fuel management continually adjusts power to load, keeping blade tip speed constant and ground speed steady. With optimum cutting speed through tough conditions, you'll get more done in less time - and do it with maximum fuel economy.

- // Integrated Electronic Throttle Control
- // Electronic Ignition with Variable Spark Timing
- // Sequential Multi-Port Fuel Injection
- // Proven Open-Loop Design
- // Electronic Elevation Compensation
- // Hexagon-Shaped Debris Screen Cover



FT730V - 24 HP

BUILT FOR HEAVY LOADS

Kawasaki FT series are designed and built to handle heavy loads. The Vortical Air Filtration System muscles out grass and debris while large, easy-to-access, integrated clean out ports amp up efficiency and keep you cutting.

- // High Efficiency, Centrifugal Air Intake System
- // Dual Element Air Filtration with Reinforced Filter
- // Internally Vented Carburetor with Fuel Shutoff Solenoid
- // Rotating Metal Grass Chopper Screen

VANGUARD®



BIG BLOCK - EFI - ETC - 40 HP

DELIVERING PERFORMANCE & EFFICIENCY

This Vanguard Big Block V-Twin EFI engine with ETC delivers more efficient fuel performance and smooth, consistent power no matter the terrain or load on the engine.

- // EFI for Max Power and Fuel Efficiency
- // ETC (Electronic Throttle Control) for Instant Response
- // Improved Starting at All Temperatures
- // Smooth Performance at All Elevations

ENHANCED XTF DECK SYSTEM

The new Enhanced Xtreme Turf Flow Deck System was designed with added suction to mow all types of grass. The rounded front baffling follows the contour of the blades. We've also added a wiper to help deflect the grass out to prevent it from circling back into the chamber.

The new deck is designed with a bent lip at the back that adds strength and prevents hang ups. It also includes Solid Anti-Scalping Wheels with greased zerks. All Spartans are equipped with a commercial grade 7 gauge deck.

Pictured from Top Left to Bottom Right:

Vibration Control Deck System Shock, 4 ag Bearing Spindle on HD & XD Models, Front Baffle, XTF Wiper, Pulley Cover, and Anti-Scalping Wheels



7 GAUGE STEEL

All Spartan Mowers have a deck fabricated from 7 gauge steel, not just the top end models. No light duty decks here!

SOLID ANTI-SCALP WHEELS

All Spartan Mowers come equipped with solid, greasable anti-scalp wheels.

SEALED ALUMINUM SPINDLES

Using sealed aluminum spindles allows for cooler operating bearings. All XD and HD models come standard with 4 ag bearings per spindle.

PRECISION BAFFLES

Precision baffle location in tandem with deck height contributes to a perfect cut every time.

STANDARD RUBBER CHUTE

The Spartan rubber chute helps prevent debarking of trees and marking or damaging anything the deck might come in contact with.

VIBRATION CONTROLLED DECK SYSTEM SHOCK

Vibration controlled deck system with a one-piece idler pulley and shock absorber takes away belt whip and reduces vibration.





SRT-XDE 61"

SRT

HIGHEST HORSE POWER MOST POWERFUL HYDROS

All SRT commercial models are constructed with the 5-layered Smart Ride Technology for both increased traction and comfortable ride.

SRT-XD models with 16cc Parker Drives have Big Block engines, while the SRT-XDe models with 12cc Parker Drives feature Commercial FT730V Kawasaki engines.

SMART RIDE TECHNOLOGY - 5 LAYERS OF COMFORT



Front and Rear Radial Tires

Maximum traction while also providing a softer and smoother ride with its construction. Allows lower air pressure to be used.



Rear Suspension with Springs

Custom Winamac Coil Springs allow up and down deflection and slight side-to-side movement of tire tread to increase traction while also providing a softer ride by allowing the rear traction tire to follow the contour of the turf.



TecnPak® Under Seat are Adjustable for Weight

TecnPak® under the seat are easily adjustable for 100-300lb operator weight to provide a smoother ride. This highly engineered elastomeric product absorbs more energy per unit of weight and volume than other models.



360 Degree Seat Plate to Dampen Shock From All Directions

Three neoprene mounting points absorb shock from 360 degrees.



Ultra-Premium Dymetrol® Adjustable 3" Travel Seat

Dial on front of seat is easily adjustable for operator's weight. The high performance Dymetrol® fabric works like a spring and is comfortable, light weight, and durable.



SRT



SRT-XD

PARKER HTG 16CC
Transmissions,
24" Radial Tires, &
7 Gauge 6" Deep Decks

BIGGEST - BADDEST - BEST

The biggest Vanguard® 896cc and 993cc, 125 lb engines, along with the two 66 lb Parker HTG-16cc extreme duty transmissions and the five layers of Smart Ride Technology comfort put the SRT-XD at the top of the food chain for **COMMERCIAL** quality mowers. Kawasaki 35 hp and 38.5 hp EFIs have become commercial user favorites.

STANDARD SRT-XD 16CC ADVANTAGES

- // Front & Rear Radial Tires
- // Rear Spring Suspension
- // TecPak® Underseat
- // 360 Degree Seat Plate
- // 3" Adjustable Seat
- // LED Light Kit
- // Aluminum Wheels
- // Big Block Engines
- // 4 Bearing Spindles
- // Adjustable Steering Arms
- // 6" Deep Deck
- // 13 mph Top Speed
- // 18,500 FPM Blade Tip Speed
- // Rear Stabilizing Wheels

ENGINE

Vanguard® Big Block 896cc

Vanguard® Big Block 896cc

Kawasaki FX1000V 999cc

Kawasaki FX1000V 999cc

Vanguard® Big Block EFI 993cc

Vanguard® Big Block EFI 993cc

Kawasaki FX1000V EFI 999cc

Kawasaki FX1000V EFI 999cc

DECK SIZE

54"

61"

61"

72"

61"

72"

61"

72"

HORSEPOWER

28 hp

28 hp

35 hp

35 hp

40 hp

40 hp

38.5 hp

38.5 hp



KAWASAKI FX1000V EFI 38.5 HP

Kawasaki EFI fuel management continually adjusts power to load, keeping blade tip speed constant and ground speed steady. With optimum cutting speed through tough conditions, you'll get more done in less time – and do it with maximum fuel economy.



VANGUARD® EFI 40 HP

This new 40 hp upgrade has EFI and ETC (electronic throttle control), and is the highest gross horsepower available. It also features electronic spark advance for outstanding fuel economy.



PARKER HTG 16CC DRIVE

The Parker HTG 16cc pump, which is largest in the product line, and motor combination provide unparalleled power.



**All Spartan Mowers are equipped with multiple unique advantages. These are just a few available on this mower. See pages 7-10 to learn more.*



STRESS PADS

For those of you who mow hours at a time, try our stress pads out for yourself. Your shoulder and neck will thank you! Did we mention we don't compromise on comfort?



ADJUSTABLE SEAT DIAL

We don't compromise on comfort. The 360° Floating Seat System, combined with the independent rear suspension will literally have you feeling like you are floating on air.



INDEPENDANT ADJUSTABLE FRONT WHEEL ASSEMBLIES

Each front wheel can be equipped with two adjustable shocks for superior ride and comfort.

**Upgrade Available*

SRT-XDe

PARKER HTJ 12CC
Transmissions,
24" Radial Tires, &
7 Gauge 6" Deep Decks

BEST RIDE, BEST TRACTION, UNBELIEVABLE PRICE

All the deluxe bells and whistles of our XD Big Block with less expensive engines and drives. SRT-XDe models are the industries best value in high end mowers!

STANDARD SRT-XDe 12CC ADVANTAGES

- // Front & Rear Radial Tires
- // Rear Spring Suspension
- // TecPak® Underseat
- // 360 Degree Seat Plate
- // 3" Adjustable Seat
- // LED Light Kit
- // Aluminum Wheels
- // Commercial FT730V Kawasaki Engines
- // 4 Bearing Spindles
- // Adjustable Steering Arms
- // 6" Deep Deck
- // 11 mph Top Speed
- // 18,500 FPM Blade Tip Speed
- // Rear Stabilizing Wheels

ENGINE

Kawasaki FT730V 726cc

Kawasaki FT730V 726cc

DECK SIZE

54"

61"

HORSEPOWER

24 hp

24 hp



Kawasaki FT730V 24 HP

Premium Commercial 726cc engine with 39.6 lbs/ft of torque. The Vortical Air Filtration System muscles out grass and debris while large, easy-to-access integrated clean out ports amp up your efficiency.



ENCLOSED CANISTER AIR FILTER

Enclosed canister type air filter and fully pressurized oil system with screw-on filter.



ADJUSTABLE STEERING ARMS

New and improved adjustable steering arms for all shapes and sizes of operators.

**Standard on ALL SRT and RT models.*



**All Spartan Mowers are equipped with multiple unique advantages. These are just a few available on this mower. See pages 7-10 to learn more.*



HYDRAULIC DRIVE 12CC

Keep your ride smooth and trouble-free with Parker all Hydraulic drives (no gear reduction and up to 25% more efficient than gear reduction hydros). Who doesn't love being more efficient?



ENHANCED XTF DECK SYSTEM

Xtreme Turf Flow (XTF) decks have been redesigned and enhanced to meet the spring, summer, and fall mowing conditions in 48 states. This enhanced deck system comes standard on ALL models 42" to 72".



FOUR AG BEARINGS

All HD (Heavy Duty) and XD (Extreme Duty) models have four ag bearings in each spindle along with a 1 1/4" shaft for rock solid blade stability and longer life.

RT-HD

PARKER HTJ 12CC
Transmissions,
24" Radial Tires, &
7 Gauge 6" Deep Decks

THE BEST VALUE IN COMMERCIAL MOWERS

The RT-HD's conventional design possesses four of the five layers as standard equipment: Radial Tires, TecnPak® adjustments from 100-300 pounds, 360-degree Seat Platform, and Dial Adjustable Seat. Three mower widths and three engine options make this our best value commercial mower.

STANDARD RT-HD ADVANTAGES

- // Front & Rear Radial Tires
- // TecnPak® Underseat
- // 360 Degree Seat Plate
- // LED Light Kit
- // 3" Adjustable Seat
- // 4 Bearing Spindles
- // Adjustable Steering Arms
- // 6" Deep Deck
- // 11 mph Top Speed
- // 18,500 FPM Blade Tip Speed

ENGINE

- Vanguard® 810cc
- Vanguard® 810cc
- Kawasaki FX801V 852cc
- Kawasaki FX801V 852cc
- Kawasaki FX801V 852cc
- Vanguard® Big Block 993cc
- Vanguard® Big Block 993cc
- Vanguard® Big Block 993cc

DECK SIZE

- 54"
- 61"
- 54"
- 61"
- 72"
- 54"
- 61"
- 72"

HORSEPOWER

- 26 hp
- 26 hp
- 25.5 hp
- 25.5 hp
- 25.5 hp
- 36 hp
- 36 hp
- 36 hp



ULTRA-PREMIUM DYMETROL® ADJUSTABLE 3" TRAVEL SEAT

The high performance Dymetrol® fabric works like a spring and is comfortable, light weight, and durable.



HYDRAULIC DRIVE 12CC

Keep your ride smooth and trouble-free with Parker all Hydraulic drives (no gear reduction and up to 25% more efficient than gear reduction hydros).



KAWASAKI FX801V 25.5 HP

48.5 lbs/ft of torque and 125 lb weight have made this engine an industry standard. Grass chopper screen and HD shift type starter both reduce down time and ease starting.



**All Spartan Mowers are equipped with multiple unique advantages. These are just a few available on this mower. See pages 7-10 to learn more.*



VANGUARD® 26 HP

810cc for high torque output, full pressure lube with spin-on oil filter, forged crank shaft, forged connecting rods, oil cooler, and industrial grade solenoid shift starter make this 26 hp engine commercial duty.



VANGUARD® BIG BLOCK 36 HP

125 lb Big Block engine designed to handle the most challenging applications with dependable engine power, performance and reliability.



FOUR AG BEARINGS

All HD (Heavy Duty) and XD (Extreme Duty) models have four ag bearings in each spindle along with a 1¼" shaft for rock solid blade stability and longer life.

RT-PRO

PARKER HTE 10CC

Transmissions,
360 Floating Seat,
24" Radial Tires, &
7 Gauge 6" Deep Decks

MORE BANG FOR YOUR BUCK

Full-sized mower at a mid-sized price. It's no wonder RT-Pro has become one of Spartan's biggest selling series. Parker all hydraulic transmissions, Briggs and Kawasaki engines, huge 24" radial traction tires, folding ROPS. The RT-Pro is packed with way more advantages than any other competitor!

STANDARD RT-PRO ADVANTAGES

- // 24" Rear Radial Drive Tires
- // 360 Degree Seat Plate
- // Comfortable Seat
- // 2 Bearing Spindles
- // Adjustable Steering Arms
- // 6" Deep Deck
- // 9 mph Top Speed
- // 18,500 FPM Blade Tip Speed

ENGINE

Kawasaki FT730V 726cc

Kawasaki FT730V 726cc

Kohler Confidant 747cc

Kohler Confidant 747cc

Briggs (Oil Cooler) Commercial 810cc

Briggs (Oil Cooler) Commercial 810cc

Kawasaki FX1000V 999cc

Kawasaki FX1000V 999cc

DECK SIZE

54"

61"

54"

61"

54"

61"

54"

61"

HORSEPOWER

24 hp

24 hp

25 hp

25 hp

27 hp

27 hp

35 hp

35 hp



BRIGGS COMMERCIAL 27 HP

810cc powerhouse with oil cooler and multi stage air filtration system designed for high debris applications to endure extended use in extreme conditions.



KAWASAKI FT730V 24 HP

With 39.6 lbs-ft of torque, built to handle heavy loads. The Vortical air filtration system muscled out grass and debris while large, easy-to-access integrated clean-out ports amp up efficiency and keep you cutting.



KAWASAKI FX1000V 35 HP

35 hp, 999cc, 56 lbs-ft torque, 138 lb, 3 valves per cylinder, heavy duty shift type starter, and multi stage air filter.



**All Spartan Mowers are equipped with multiple unique advantages. These are just a few available on this mower. See pages 7-10 to learn more.*



ENHANCED XTF DECK SYSTEM

Xtreme Turf Flow (XTF) decks have been redesigned and enhanced to meet the spring, summer, and fall mowing conditions in 48 states. This enhanced deck system comes standard on ALL models 42" to 72".



HYDRAULIC DRIVE 10CC

Keep your ride smooth and trouble-free with Parker all Hydraulic drives (no gear reduction and up to 25% more efficient than gear reduction hydros). Who doesn't love being more efficient?



360 DEGREE SEAT PLATE

Three neoprene mounting points absorb shock from 360 degrees.

RZ-HD · RZ-PRO · RZ · RZ-C

RESIDENTIAL FAVORITES

All RZ models have 7 gauge decks like the big boys. All RZ frames are fusion bonded with the same steel tubing as our \$12,000 Zero Turn Mowers.



RZ-C 54"



RZ-HD 61"

RZ-HD

PARKER HTE 10CC

*Transmissions,
Folding ROPS,
22" Radial Tires, &
7 Gauge 5" Deep Decks*

COMMERCIAL FEATURES IN A COMPACT PACKAGE

The RZ-HD is patterned after the big guys with 5" deep 7 gauge XTF decks, ROPS, 22" rear radials, Parker hydraulic transmissions, and Spartan signature styling. Everyone loves the looks and performance.

STANDARD RZ-HD ADVANTAGES

- // 22" Rear Radial Drive Tires
- // 5" Deep Deck
- // 9 mph Top Speed
- // 7 Gauge Decks
- // Folding ROPS
- // 9.5 gal Fuel Tank
- // 18,500 FPM Blade Tip Speed

ENGINE

Briggs Commercial 724cc

Briggs Commercial 724cc

Briggs Commercial 724cc

Kawasaki FR691V 726cc

Kawasaki FR691V 726cc

Kawasaki FR730V 726cc

DECK SIZE

48"

54"

61"

48"

54"

61"

HORSEPOWER

25 hp

25 hp

25 hp

23 hp

23 hp

24 hp



HYDRAULIC DRIVE 10CC HTE

Keep your ride smooth and trouble-free with Parker all Hydraulic drives (no gear reduction and up to 25% more efficient than gear reduction hydros).



FOLDING ROPS

RZ-HD and up models all come standard with folding ROPS. This allows loading in low enclosed trailers.



PARKING BRAKE PEDALS

Foot-controlled on and off parking brake so both hands can be on control sticks. Another great feature that helps keep you in control. Test drive and see what you think for yourself.

*Standard on ALL Models



**All Spartan Mowers are equipped with multiple unique advantages. These are just a few available on this mower. See pages 7-10 to learn more.*



BRIGGS 25 HP

5-Step debris management system and full pressure lubrication with spin-on oil filter for extended durability under heavy conditions.



KAWASAKI FR730V 24 HP

Professional grade power and smoothness with rotating grass screen and electronic ignition.



22" REAR RADIAL DRIVE TIRES

These tires offer better ride with more compression ability on 10" rims.



RZ-PRO

TUFF TORQ 450
 w/ Charge Pump,
 Hydraulic Filter,
 22" Carlisle Turf Armor Tires,
 7 Gauge 5" Deep Deck,
 & Seat Shock

BIG LOOK - SMALL PRICE

RZ-PRO uses a new Tuff Torq 450 transmission with steel gears, a 10cc pump, charge pump, and serviceable filter. It also has an exclusive seat shock producing a smoother ride at a dramatically reduced price. High-end 22" Carlisle Turf Armor bias ply tires improve traction both on level ground and on inclines. This unit also comes standard with the LED light kit.

ENGINE	DECK SIZE	HORSEPOWER
Briggs Commercial 724cc	54"	25 hp
Briggs Commercial 724cc	61"	25 hp
Kawasaki FR691 726cc	54"	23 hp
Kawasaki FR730 726cc	61"	24 hp

**All Spartan Mowers are equipped with multiple unique advantages. These are just a few available on this mower. See pages 7-10 to learn more.*



OPERATOR CONSOLE

Operator seat is surrounded by the stylish fuel tank with integrated cup holder and easy-to-read fuel gauge, as well as new deck height adjustment dial for easy deck height changes.



SHOCK ASSISTED SEAT ASSEMBLY

Easily adjust from 100 - 300 lb for operator comfort. Test drive and experience the difference.



ENHANCED XTF DECK SYSTEM

Xtreme Turf Flow (XTF) decks have been redesigned and enhanced to meet the spring, summer, and fall mowing conditions in 48 states. This enhanced deck system comes standard on ALL models 42" to 72".

RZ

TUFF TORQ 400

w/ Charge Pump,
22" Carlisle Turf Armor Tires, &
7 Gauge 5" Deep Deck



POUND FOR POUND, THERE'S NOTHING IN THE INDUSTRY THAT COMPARES

Tuff Torq 400 with steel gears and charge pumps, 22" Carlisle Turf Armor bias ply tires plus these commercial components: 7 gauge XTF deck, ag bearings, belts, blades, idlers, pulleys, electric clutches, rubber floor mats, injection molded belt covers, solid anti-scalp wheels and keypad. Compare the weight of this machine to the competition. The RZ has the most commercial DNA for a residential price, period. The 61" 826 lb, 5' mower offers the best value per pound in the industry.

ENGINE	DECK SIZE	HORSEPOWER
Briggs Commercial 724cc	48"	25 hp
Briggs Commercial 724cc	54"	25 hp
Kawasaki FR691 726cc	48"	23 hp
Kawasaki FR691 726cc	54"	23 hp
Kawasaki FR730 724cc	61"	24 hp

**All Spartan Mowers are equipped with multiple unique advantages. These are just a few available on this mower. See pages 7-10 to learn more.*



7 GAUGE STEEL DECK

All Spartan Mowers have a deck fabricated from 7 gauge steel, not just the top end models. No light duty decks here!



22" BIAS PLY TIRES

Spartan exclusive tread design for improved traction both on level ground and on inclines.



ON-THE-GO HEIGHT ADJUSTMENT DIAL

RZ-Pro, RZ, and RZ-C deck height adjustments may be made on-the-go by depressing shock assisted pedal, dialing numbered level, and releasing pedal.

RZ-C

TUFF TORQ 300

Transmissions,
20" Turf Armor Tires, &
7 Gauge 4" Deep Decks

COMPACT SOLUTION WITH THE SAME RESULTS

With the same fusion welded tube frame as our bigger zero turns, this compact version has the same durability with a lower starting price. Its 4" deep deck allows it to maneuver easily in tight places.

STANDARD RZ-C ADVANTAGES

- // 4" Deep Deck
- // 5 gal Fuel Tank
- // 18,500 FPM Blade Tip Speed
- // Commercial Quality Parts
- // Exclusive Carlisle Turf Armor Bias Ply Tread Design

ENGINE

Briggs Commercial 724cc

Briggs Commercial 724cc

Kawasaki FR651 726cc

Kawasaki FR691 726cc

DECK SIZE

42"

54"

42"

54"

HORSEPOWER

25 hp

25 hp

21.5 hp

23 hp



5 GAL FUEL TANK

The sleek designed tank holds plenty of fuel for multiple small lot cuttings.



42" DECK

Compact blade, 7 gauge, 4" deep deck will fit through gates, shed doors and onto smaller trailers.



54" DECK

Full 4", 7 gauge deck with triple blades cuts your grass like a dream and mowing time in half.



*All Spartan Mowers are equipped with multiple unique advantages. These are just a few available on this mower. See pages 7-10 to learn more.



KEY PAD

Our key pad allows you to personalize your code to start the mower, has a push button switch for accessories, and the screen shows engine hours, PTO drive hours, when to change the oil and light indicators for diagnostics.



ON-THE-GO HEIGHT ADJUSTMENT DIAL

RZ-Pro, RZ, and RZ-C deck height adjustments may be made on-the-go by depressing shock assisted pedal, dialing numbered level, and releasing pedal.



HIGH QUALITY PARTS

The same mower pulleys, idlers, shock controls, soft start key pads, spindle bearings, and many other parts used on full commercial models are also used on the lowest priced residential Spartan models.

SRT - RT - RZ SPECIFICATIONS

Visit SpartanMowers.com for more product specifications and information.

COMMERCIAL AND LARGE LAND OWNERS

	SRT-XD 16cc	SRT-XDe 12cc	RT-HD	RT-Pro
LENGTH - 86"	✓	✓	✓	✓
HEIGHT - ROPS Down 54"	✓	✓	✓	✓
ROPS Up 75"	✓	✓	✓	✓
DECK WIDTH - 55.5" CUT WIDTH - 54"	✓	✓	✓	✓
62.5" 61"	✓	✓	✓	✓
73.5" 72"	✓		✓	
FUEL CAPACITY - 9.5 gal	✓	✓	✓	✓
TOP SPEED - 9 mph				✓
11 mph		✓	✓	
13 mph	✓			
DECK DEPTH - 6" Deep - 1.5" to 5.5" Cut Height	✓	✓	✓	✓
TIRES - 13" Radial Front Tires	✓	✓	✓	
13" Bias Ply Front Tires				✓
24" Radial Drive Tires	✓	✓	✓	✓
PARKER DRIVE - HTG 16cc	✓			
HTJ 12cc		✓	✓	
HTE 10cc				✓
2" REAR RECEIVER HITCH	✓	✓	✓	✓
ON-THE-GO HEIGHT ADJUSTMENT DIAL	✓	✓	✓	✓
FOOT OPERATED W/ SHOCK ASSIST DECK LIFT	✓	✓	✓	✓
FOOT OPERATED PARKING BRAKE	✓	✓	✓	✓

Unit, Engine, Deck, Hydraulic Drive & Control Panel Warranty Available. See dealer or SpartanMowers.com for warranty details.



RESIDENTIAL AND PART TIME CUTTERS

RZ-HD

RZ-Pro

RZ

RZ-C

	RZ-HD	RZ-Pro	RZ	RZ-C
LENGTH - 82"	✓	✓	✓	✓
HEIGHT - No ROPS 44" With Folding ROPS 75"	✓	✓	✓	✓
DECK WIDTH - 43.5" CUT WIDTH - 42"				✓
49.5" 48"	✓		✓	
55.5" 54"	✓	✓	✓	✓
62.5" 61"	✓	✓	✓	
FUEL CAPACITY - 5 gal 9.5 gal	✓	✓	✓	✓
TOP SPEED - 8 mph 9 mph	✓	✓	✓	✓
DECK DEPTH - 5" Deep - 1" to 4.5" Cut Height 4" Deep - 1" to 4.5" Cut Height	✓	✓	✓	✓
TIRES - 13" Bias Ply Front Tires 22" Radial Drive Tires 22" Carlisle Turf Armor Bias Ply Drive Tires 20" Carlisle Turf Armor Bias Ply Drive Tires	✓ ✓	✓ ✓	✓ ✓	✓ ✓
PARKER DRIVE - HTE 10cc	✓			
TUFF TORQ - 450 400 300		✓	✓	✓
ON-THE-GO HEIGHT ADJUSTMENT DIAL	✓	✓	✓	✓
FOOT OPERATED W/ SHOCK ASSIST DECK LIFT <small>*Not Standard on 42" RZ-C</small>	✓	✓	✓	✓
FOOT OPERATED PARKING BRAKE	✓	✓	✓	✓

Unit, Engine, Deck, Hydraulic Drive & Control Panel Warranty Available. See dealer or SpartanMowers.com for warranty details.

KGZ-BLACKOUT · KG-XD · KG-PRO

KING OF THE GRASS

The Spartan King of the Grass creates a whole new category of commercial mowers. It fills the need for both a stand on and a zero turn mower in one fast and comfortable ride!



KG-XD 61"



KG-PRO 61"

NEW FOR 2022,
THE KING OF THE GRASS RIDE-ON

HGZ-XD BLACKOUT



HGZ-XD BLACKOUT 61"



55+ LBS/FT OF TORQUE

18,500 FPM BLADE SPEED, QUIETER OPERATION, 15 MPH, REDUCED FUEL USAGE, INCREASED ENGINE LIFE, AND...

Conventional commercial zero turn mowers have always had a problem maintaining blade tip speed under high load (lush wet grass) conditions. The 18,500 FPM (feet per minute) tip speed drops as the engine slows down to meet the rising torque at lower RPMs. When the engine slows due to load from 3,600 with 18,500 tip speed to a maximum torque of around 2,800, the tip speed becomes too low to lift the grass, shear it off, and discharge it efficiently.

Big Block engines with CPUs that control EFI, E governors, and spark advance have made it possible to maintain 18,500 FPM tip speed by governing the engine at max torque output. **Spartan has governed these Big Blocks** at 2,800 RPM so that when the CPU senses increased load, it simultaneously has the electronic governor open the throttle, adjust fuel flow with EFI, and control the spark advance just like your new car or truck.

The result... 18,500 FPM blade tip speed is achieved under almost ALL CONDITIONS.

Yes, we give up high end horsepower, but the blade tip speed is maintained.

Both engine pulley diameters have been increased so that at 2,800 RPM the blade tip speed remains at 18,500 and the pump speed allows for 15 MPH top speed. The KGZ-XD is our fastest zero turn yet. Try it to believe it.

The KGZ-XD has 55+ lbs/ft of torque to maintain 18,500 FPM for a pristine cut under most conditions. What else do you get? Instant torque, quieter operation, reduced fuel usage, increased engine life, and so much more!

VANGUARD


EFI/ETC 993cc w/ Oil Guard



PARKER

HTG 16cc Drives





KGZ-XD BLACKOUT ADVANTAGES

- A** // 2,800 RPM engine speed for instant maximum torque.
- B** // Rugged fusion welded reinforced tube frame with 2" receiver for hitch, attachments, etc...
- C** // 16cc Parker HTG integrated hydros with no power robbing reduction gears.
- D** // Left front wheel pulled in and operator line of sight improved to left side of deck for more accurate maneuvering.
- E** // 4 Tweels for smooth flat free performance with increased traction.
- F** // 4 shocked front spring suspension with multi adjustment and smoothest ride possible.
- G** // Dual fuel tanks with 17 gal of fuel capacity for hours of mowing (includes electronic fuel gauge).
- H** // 55+ lbs/ft of torque, EFI, electronic governors, and electronic variable spark advance for instant torque and better fuel economy.
- I** // Oversized electric clutch to handle torque load.
- J** // Keypad equipped for monitoring functions such as recording hours of use with and without the clutch engaged, keeping you informed on safety switch engagement, showing engine RPM, and oil change updates.
- K** // Electric clutch switch guaranteed for life!
- L** // Special Blackout super seat adjustable with TecnPak® adjustable suspension under seat.
- M** // Vanguard engine has Oil Guard System to keep oil cooler and allow 500 hours between oil changes.
- N** // New magnetic mower height adjustment pin.
- O** // Dual exhaust for powerful sound.

KGZ-XD BLACKOUT SPECIFICATIONS

- // LENGTH:** 91"
- // HEIGHT ROPS Down:** 54"
- // HEIGHT ROPS Up:** 75.5"
- // DECK WIDTH:** 62.5"
- // CUT WIDTH:** 61"
- // FUEL CAPACITY:** 17 gal
- // TOP SPEED:** 15 mph
- // PARKER DRIVE:** HTG 16cc
- // DECK DEPTH:** 6"
- // CUT HEIGHT:** 1.5" TO 5.5"
- // ADJUSTABLE SUPER SEAT:** 3"
- // 2" REAR RECEIVER HITCH**
- // ON-THE-GO HEIGHT ADJUSTMENT DIAL**
- // HEIGHT PIN SYSTEM**
- // SHOCK ASSISTED DECK LIFT**
- // FOOT OPERATED PARKING BRAKE**
- // FRONT & REAR TWEELS**

MOW LIKE A KING WITH THESE STAND-ON ADVANTAGES

SPEED AND COMFORT

The ALL NEW Spartan **King of the Grass Stand On Mower** not only give you the option to mow faster and more comfortably, but also come equipped with a variety of **Stand-on Advantages** for the best mowing experience.

PARKER HYDROS

Parker hydros are gear free, smoother and more responsive for both standard and sit down operator locations.



VANGUARD® BIG BLOCK

37 EFI with electronic governor and spark advance control.

24" RADIAL DRIVE TIRES

Radial drive tires ride smoother and provide better traction for the ultimate in maneuverability. Tread design is a Spartan exclusive!



PROGRESSIVE SUSPENSION PLATFORM

Platform has 4 progressive suspension components that provide a soft ride automatically for riders 100-300 lbs.

QUICK CHANGE SEAT

User can recline with knees against the angled bolster - seat has 6 inches of travel and is adjustable 4 ways for comfort and control. Can be installed or removed in less than 60 seconds.

**Optional Upgrade on ALL Models*



DECK LIFT PEDAL

Quickly press the pedal underneath your right foot to lift the deck for transport or to change cut height.



MAGNETIC PIN

Drop the magnetic pin into a cut position height from 4.5" to 1.5" to assist in mower transportation or to help achieve the perfect grass cut height.

SOFT CONTROLS

Soft controls have optional arm rest for added forward and reverse comfort.



ADJUSTABLE REFERENCE BAR FOR FORWARD SPEED

Adjustable reference bar has two positions for medium or faster speed control, making it easier to adjust speed on the fly.

ANGLED BODY REST

Body rest is angled forward and bolstered for comfort while standing. Operator can stand or bend at the knees and sit back and relax and continue mowing.



KEY PAD

Key pad can accept 4-digit code or only one push to unlock. Reads RPM, safety switch operation, job timer, oil change reminders, etc.

DUAL 6 GALLON TANKS

Dual 6 gal tanks (12 gal total) provide fuel for all day use and come with a built-in cup holder.



XTREME TURF FLOW DECK

Xtreme Turf Flow (XTF) mowing deck options of 54" or 61" provide maximum cutting performance.



PROTECTIVE SIDE DECK TRIM

Strip on trim side of deck helps prevent scraping trees, marking foundations, etc.

ADJUSTABLE FRONT SHOCKS

Multi-adjustable front shock provides more up and down travel.

**Optional Upgrade on ALL Models*



ALUMINUM WHEELS

Aluminum wheels add both strength and a sleek look to rear tires on top four models.

**Standard on KG-XD Only*

DESIGNED FOR ALL DAY RIDE

Test drive to feel the difference the King of the Grass offers when it comes to comfort. There is no comparison. Easy access off and on, bolstered knee pad and handle design created with the all-day rider in mind.



U.S.A.

Did you know that we are manufactured in the U.S.A.? Made with American steel, engines, hydro drives, custom seats, control panel, idler, pullies... the list goes on.

FULL BEAM LED LIGHTS

Full beam LED lights for dusk or early morning loading are controlled by one button on key pad.

**Standard on KG-XD*



PARKING BRAKE

Parking brake by a handle on left side controls 4 expanding brake shoes on both rear wheels.

FUSION WELDED FRAME

Fusion-bonded frame is beefed up in all the right places and ready for work.



KG STAND ON SPECIFICATIONS

Visit SpartanMowers.com for more product specifications and information.

	KG-XD	KG-Pro
LENGTH - 72" and 84" with Seat	✓	✓
HEIGHT - 47"	✓	✓
DECK WIDTH - 55.5" CUT WIDTH - 54"	✓	✓
62.5" 61"	✓	✓
FUEL CAPACITY - 12 gal	✓	✓
FORWARD TOP SPEED - 11 mph	✓	
9 mph		✓
DECK DEPTH - 6" Deep - 1.5" to 4.5" Cut Height	✓	✓
TIRES - 24" Radial Drive Tires on Back Aluminum Wheels	✓	N/A
24" Radial Drive Tires on Back Steel Wheels	N/A	✓
13" Radials on Front Shock Wheels	Opt	Opt
13" Radials on Front Solid Forks	✓	✓
MULTI ADJUSTABLE SUSPENSION SEAT	Opt	Opt
LEFT HAND BRAKE WITH REAR BRAKE SHOES	✓	✓
RIGHT FOOT SHOCK ASSISTED MONO-LIFT	✓	✓
ARM RESTS ON SPEED CONTROLS	Opt	Opt
STEEL ENGINE BRUSH GUARD	✓	✓
FULL BEAM LED LIGHT	✓	Opt
BOTH SPRING & SHOCK ON MOWER IDLER	✓	✓
3 DEBRIS FANS ON MOWER SPINDLES 61"	✓	Opt
1 DEBRIS FAN ON CENTER SPINDLE ONLY 54"	✓	Opt

Unit, Engine, Deck, Hydraulic Drive & Control Panel Warranty Available. See dealer or SpartanMowers.com for warranty details.

KING OF THE GRASS

A MINUTE SAVED IS A DOLLAR EARNED

King of the Grass Stand On Mowers combine all the best features of a zero-turn with a stand-on unit to work better, faster, smoother, and with more comfort from its sit-behind seat. Just lean back against the seat with your feet on the “soft-ride” platform and place your knees against the “Dymetrol®” angled bolster. We believe, as do many who have test driven one of our prototypes, it is even more comfortable than a sit-down Z!

STANDARD KG STAND ON ADVANTAGES

- // 100-300 lb Operator Platform
- // Multi-Function Key Pad with Soft Start
- // Throttle Next to Parking Brake
- // Magnetic Pin Height Adjustment
- // Front & Rear Tie Down Locations
- // Lean-in Bolster at Optimum Angle
- // 5/8" Thick on Leading Edge of 7 Gauge Deck
- // Solid Anti-Scalp Wheels on Deck
- // 4 Ag Bearings on Mower Spindle
- // Rubber Anti-Scrape Mower Chute
- // Full Beam LED Light *KG-XD Only

MODEL	ENGINE	DECK SIZE	HORSEPOWER
KG-XD	Vanguard® Big Block EFI 993cc	54"	37 hp
KG-XD	Vanguard® Big Block EFI 993cc	61"	37 hp
KG-XD	Kawasaki FX801V 852cc	54"	25.5 hp
KG-XD	Kawasaki FX801V 852cc	61"	25.5 hp
KG-Pro	Kawasaki FT730V 726cc	54"	24 hp
KG-Pro	Kawasaki FT730V 726cc	61"	24 hp



CONTROL PANEL

Has soft start PTO switch and diagnostics such as RPM, oil change, job timer and more.



QUICK CHANGE SEAT

Seat easily changed out in less than a minute but provides hours of comfort.



HYDRAULIC DRIVE 12CC & 10CC

Keep your ride smooth and trouble-free with Parker all Hydraulic drives (no gear reduction and up to 25% more efficient than gear reduction hydros).

PARKER HTJ 12CC & HTE 10CC Transmissions



*All Spartan Mowers are equipped with multiple unique advantages. These are just a few available on this mower. See pages 43-45 to learn more.



VANGUARD® BIG BLOCK EFI 37 HP

Vanguard Electronic Fuel Injection technology uses Engine Control Module which means improved starting at all temperatures, smooth performance at all elevations, quick load acceptance and reduced fuel consumption.



KAWASAKI FX801V 25.5 HP

The FX801V engine delivers serious power when there's serious work to be done. Expect major strength from this top-of-the-line V-twin 4-cycle vertical shaft engine featuring cast-iron cylinder liners, a metal engine cover, and heavy duty shift-type starter.



KAWASAKI FT730V 24 HP

Kawasaki FT Series engines are designed to make light work of the heaviest loads. Summon the power with 39.7 pounds of torque and the response is instant. Put grass and debris in its place with the all new Vortical air filtration system.

SEE WHAT

ACCESSORIES

CAN DO FOR YOU



SNOW BLADE

793-1120-00

Upgrade Available On:

RT and SRT Models



FRONT SUSPENSION FORK WITH FENDER SET

493-0069-00

Upgrade Available On:

All Models



RZ SEAT SHOCK SYSTEM

493-0070-00

Upgrade Available On:

RZ Models



STRESS PAD KIT

493-0008-00

Upgrade Available On:

All Models



FULL BEAM LED LIGHT KIT

486-0042-00

Upgrade Available On:

All Models



FULL SUSPENSION SEAT

471-0015-00

Upgrade Available On:

All Models



CHROME TIP EXHAUST

415-0054-00

Upgrade Available On:
All Models



SPARTAN STRIPER KIT

493-0038-00

Upgrade Available On:
RT and SRT Models



TECSPAK® KIT

493-0011-00

Upgrade Available On:
All Models



SPARTAN SHIELD

493-0026-00 | 493-0034-00

Upgrade Available On:
RT and SRT Models | RZ Models



MANUAL SPARTAN SHIELD

490-0106-00 | 490-0105-00

Upgrade Available On:
RT and SRT Models | RZ Models



SPARTAN QUICK SHIELD

493-0084-00 | 493-0085-00

Upgrade Available On:
RT and SRT Models | RZ Models



MULCH BAFFLING KIT (RT/SRT)

493-0033-00 | 493-0032-00

Upgrade Available On:
RT and SRT 54" | RT and SRT 61"



MULCH BAFFLING KIT (RZ)

493-0019-00 | 493-0063-00 | 493-0062-00

Upgrade Available On:
RZ 48" | RZ 54" | RZ 61"



NO FLAT FRONT TIRE

422-0023-00

Upgrade Available On:
All Models



SPARTAN SPRAYER TRAY

493-0027-00

Upgrade Available On:
RT and SRT Models



SPARTAN CANOPY ASSEMBLY

493-0028-00

Upgrade Available On:
All Models w/ ROPS



SPARTAN MOWER COVER

493-0030-00 | 493-0031-00

Upgrade Available On:
All 54" and 61" Models | All 72" Models



FRONT NYLON BUMPER

429-0003-00

Upgrade Available On:
All Models



REAR NYLON BUMPER

429-0004-00

Upgrade Available On:
RT and SRT Models



OPERATOR ASSIST HANDLE

493-0039-00

Upgrade Available On:
All Models



RZ RECEIVER HITCH BRACKET

439-0303-03

Upgrade Available On:
RZ Models



FRONT TUBE HITCH

493-0041-KT

Upgrade Available On:
RT and SRT Models



SIDE MOUNT RECEIVER JACK ASSEMBLY KIT

493-0044-KT

Upgrade Available On:
All Models



DECK HEIGHT FOOT PEDAL EXTENSION

439-0097-00

Upgrade Available On:
All Models



REAR ANTI-SCALP WHEEL ASSEMBLY KIT

493-0037-00

Upgrade Available On:
All Models



SPOILER KIT

493-0109-00 | 493-0110-00

Upgrade Available On:
RT and SRT Models | RZ Models



SPLIT BEAM LED LIGHTS

486-0052-00

Upgrade Available On:
All Models



FRONT TWEELS

423-0002-00

Upgrade Available On:
All RT, SRT, and KG Models



REAR TWEELS

422-0054-00

Upgrade Available On:
All RT, SRT, and KG Models



RT/SRT BASKET ASSEMBLY

493-0078-00

Upgrade Available On:
All RT and SRT Models

Ask your local dealer how you can get the latest

ACCESSORIES

for your Spartan Mower and get fixed up today!



Get More Done with **40 V LITHIUM ION POWERED**

POWER EQUIPMENT



Spartan Mowers introduces Spartan Power Equipment to make your job easier.

From blowing leaves to cutting down trees, these tools not only get your yard looking good but pack quite a punch. By being battery powered, you'll save money on gas and be able to quickly switch between tools to make yard work affordable and fast. Learn more at


SPARTANMOWERS.COM/POWEREQUIPMENT

18" LAWN MOWER

Give your grass the clean cut it deserves with 40 V electric mower.

HEDGE TRIMMER

Whether you have a quick tidy up job or you need to tame some wild hedges, Spartan's Hedge Trimmer is built for the job.



CHAINSAW

It may be lightweight and compact, but this high powered chainsaw offers premium performance for small acreage properties or around the house use.



BLOWER

Your back will thank you for investing in this lightweight blower. Hang up your rake and work smarter not harder. The 40 V lithium battery makes tackling jobs a breeze.



STRING TRIMMER

Get your work done quicker with the Spartan Mowers line trimmer. This compact unit packs power you will be proud of.



GET YOURS TODAY AT

[SPARTANMOWERS.COM/POWEREQUIPMENT](https://www.spartanmowers.com/power-equipment)



WINNING OF THE GRASS

SpartanMowers.com

1525 White Drive
Batesville, AR 72501

© 2021 Spartan Mowers // Manufactured in USA // SM126001

**Models, accessories, and specifications are subject to change due to product enhancement.*



EXPERIENCE THE **SPARTAN**
ADVANTAGE



PRODUCT CATALOG

THE MOWING INDUSTRY WILL NEVER BE THE SAME