



# ARMADA

# SAPHIR SB



PASSENGER CAPACITY  
**10-12 PEOPLE**



LOAD CAPACITY  
**2044-2852 LB**



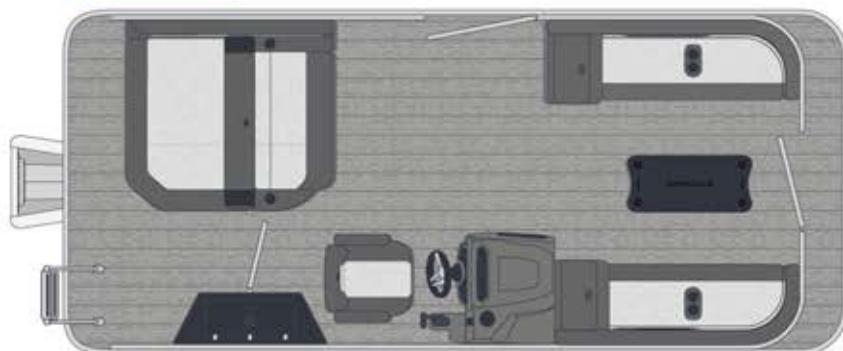
MAX. POWER  
**80-175 HP**

**[WWW.ARMADAMARINE.CA](http://WWW.ARMADAMARINE.CA)**

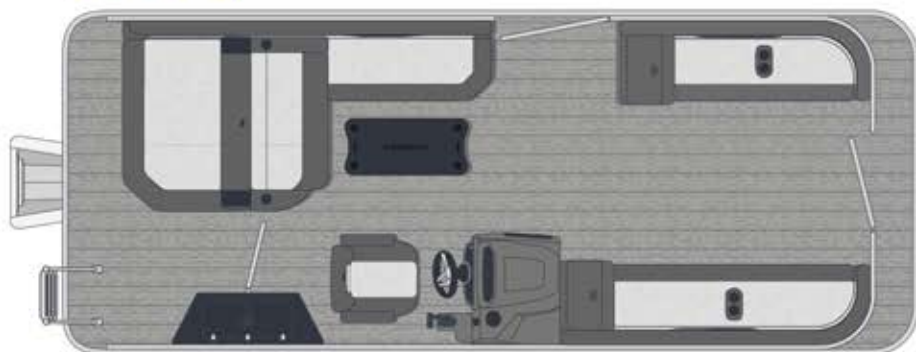
# SAPHIR SB

19, 21 & 23 FEET AVAILABLE

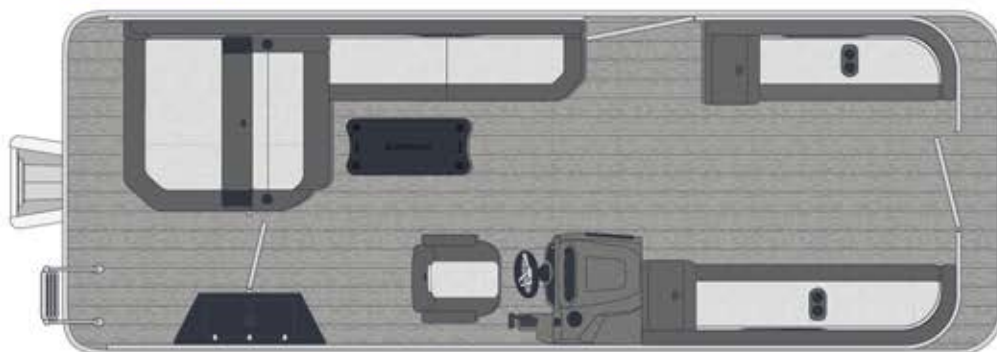
19 SB



21 SB



23 SB



## CONFIGURATION

STANDARD, SPORT  
PERFORMANCE



[WWW.ARMADAMARINE.CA](http://WWW.ARMADAMARINE.CA)



## FURNISHINGS

- Classic furnishings with rotomolded bench bases
- 1 swivel driver's captain chair with sliding arm
- Large rear bench with "Swing back" backrest that tilts to face forward or backward on the pontoon
- Storage space under the entire swing back bench
- Storage module behind the driver's seat

## CONSOLE

- New deluxe rotomould console with storage in the door
- Standard steering wheel with mechanical driving system
- Switches and one 12-volts electrical outlet and one USB outlet
- Boss marine Bluetooth two (2) speakers sound system

## INSTRUMENTATION

- Fuel level indicator
- Tachymeter
- Speed indicator
- Voltmeter
- Motor tilt indicator (trim)
- Electric horn
- Mechanical control system

## OTHER FEATURES

- Integrated 27 gallons fuel tank in the motor box (21' et 23')
- Integrated 17 gallons fuel tank in the motor box (19')
- Three-in-one navigation and docking lights
- Bimini rooftop (tube 1 ¼") with envelope
- Deluxe black table (removable) with 4 glass holders

## POPULAR OPTIONS

- Additional center tube with integrated motor box and Seastar unassisted hydraulic tilt steering system
- Additional center half-tube
- Underfloor underskin to minimize water noise under the pontoon (only with 3rd tube option)
- Ski locker floor compartment (only with 3rd tube option)
- Performance strakes for 3 tubes (only with 3rd tube option)
- Traction arch for ski/wake/tube including reinforcement required
- Storage canvas (Mooring)
- Full campeur rooftop
- Boss marine Bluetooth four (4) speakers sound system
- Induction cellular charger
- Longitudinal LED light under floor (battery not included)
- Tilt steering wheel Extreme package
- New dressing room installed in the swing back
- Captain's seat with high backrest
- Second captain's seat instead of the bench seat (21' and 23' only)



# SAPHIR SB



ARMADA



## BLACK OUTER SHEET

The furnishing color schemes to match the black sheet metal of your Saphir pontoon.

### FURNISHINGS



## WHITE OUTER SHEET

The upholstery color schemes to match the white sheet metal of your Saphir pontoon.

### FURNISHINGS



## BLACK & GREEN OUTER SHEET

The Lime Green option on black sheet metal automatically comes with the Black and Gray interior furniture color with "Lime Green" stitching.

### FURNISHINGS



## WHITE & GREEN OUTER SHEET

The Lime Green option on white sheet metal automatically comes with the Black and Gray interior furniture color with "Lime Green" stitching.

### FURNISHINGS

