

GRAIN HARVESTING

Combines and front-end equipment



JOHN DEERE



Introduction

DELIVERING RELIABILITY





4-5 S Series Combine Overview

6-7 Connected Technology

8-9 Automation

10-11 Capacity and Productivity

12-13 Comfort and Control

14-15 Visibility

16-17 Corn Heads

18-19 Drapers

20-21 Belt Pickups

22-23 Connected Support

24-25 Parts and Attachments

26-27 Specifications

28 Dealer Support

Combine Overview

UNPRECEDENTED RELIABILITY

When you dedicate three months each year to harvest season, you need a combine that is trustworthy, dependable, and one that is proven season after season to get the job done. Spend harvest in one of the most reliable combines you can buy – the S Series.

John Deere PowerTech™ Engine

Featuring a 9.0 L or 13.5 L engine, the S Series engine delivers the power you need to meet varying harvest conditions.


Integrated precision ag technology

Factory-equipped with the latest technology making it easy to benefit from having a highly intelligent connected machine.

Headers & Platforms

Put more grain in your tank and reduce losses with our biggest selection of headers for the widest range of crops and conditions.





400-bushel Grain Tank

Featuring a robust 400-bushel grain tank on the S780 and S790, you can spend more time harvesting and less time unloading.

JDLink™ Connection

Stream data to the John Deere Operations Center™ and monitor the performance of your combine from anywhere at anytime.

Active Tailings System

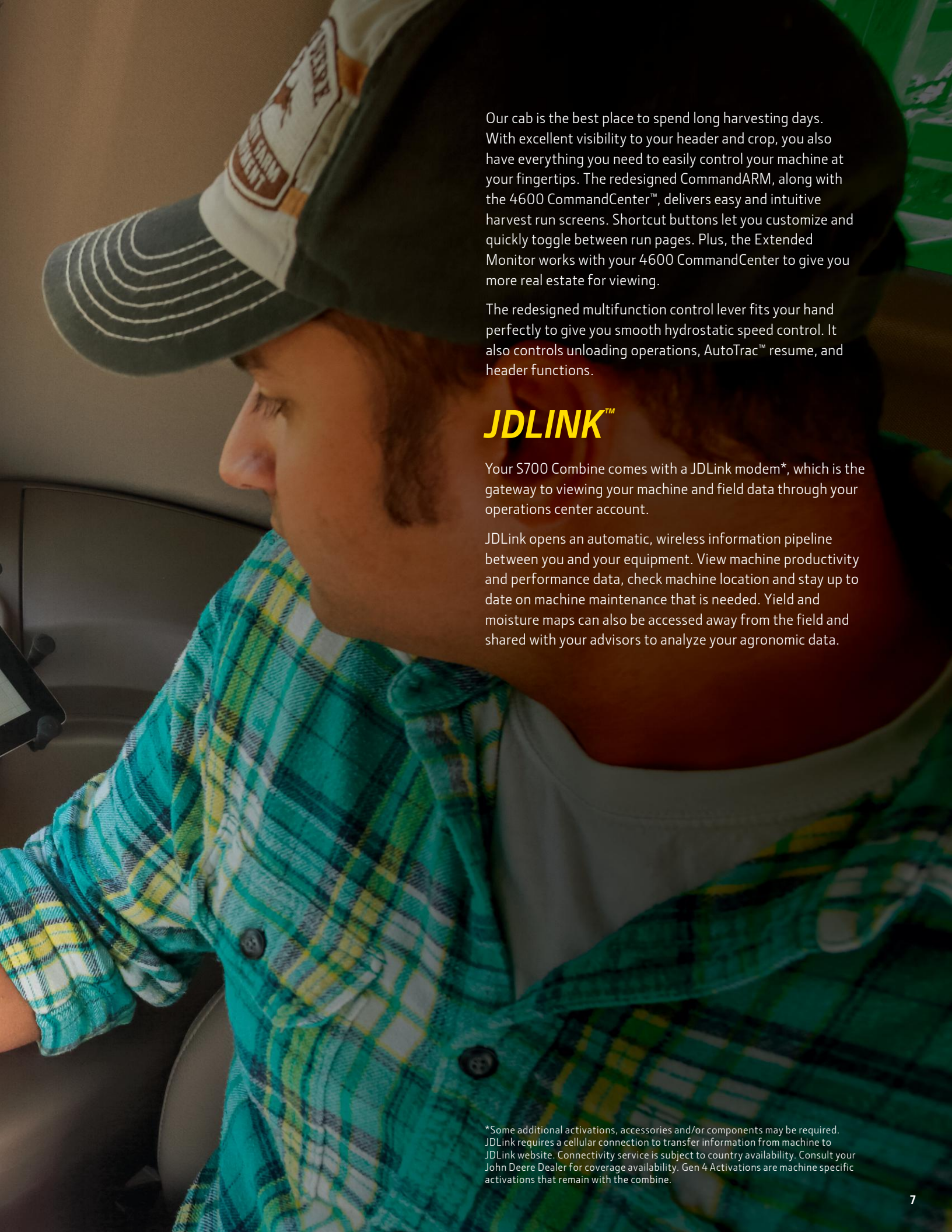
Handle sensitive crops gently and maintain grain quality with the active tailings system on the S780 and S790 models.

Residue Management Configurations

Choose between four different residue configuration packages.

COMMAND IT ALL FROM YOUR CAB





Our cab is the best place to spend long harvesting days. With excellent visibility to your header and crop, you also have everything you need to easily control your machine at your fingertips. The redesigned CommandARM, along with the 4600 CommandCenter™, delivers easy and intuitive harvest run screens. Shortcut buttons let you customize and quickly toggle between run pages. Plus, the Extended Monitor works with your 4600 CommandCenter to give you more real estate for viewing.

The redesigned multifunction control lever fits your hand perfectly to give you smooth hydrostatic speed control. It also controls unloading operations, AutoTrac™ resume, and header functions.

JDLINK™

Your S700 Combine comes with a JDLink modem*, which is the gateway to viewing your machine and field data through your operations center account.

JDLink opens an automatic, wireless information pipeline between you and your equipment. View machine productivity and performance data, check machine location and stay up to date on machine maintenance that is needed. Yield and moisture maps can also be accessed away from the field and shared with your advisors to analyze your agronomic data.

*Some additional activations, accessories and/or components may be required. JDLink requires a cellular connection to transfer information from machine to JDLink website. Connectivity service is subject to country availability. Consult your John Deere Dealer for coverage availability. Gen 4 Activations are machine specific activations that remain with the combine.

Connected Technology

SHARE AND SYNC



With Automation 4.0, you'll get an impressive array of precision tools to help your harvest run more smoothly. To start, AutoPath™ software guides the combine along guidance lines created from the location of planted rows in the field. You'll also get in-field logistics like grain tank fill status and location of all combines and tractors in the network while Machine Sync helps automate on-the-go unloading. Plus, with the CommandCenter Premium Activation 3.0, In-field data sharing lets you easily see where another combine has already been and share yield maps between combines.



Connect Mobile

Being able to make decisions about next year's crop based upon an evaluation of this year's crop performance during harvest is a valuable tool. The Connect Mobile app available through iTunes® lets you view two live maps on an iPad* for a single field so you can determine what worked well and what did not, all while harvesting.

John Deere Connect Mobile is only compatible with certain iPads running iOS version 10 or higher. Talk with your local John Deere dealer to find out which iPad tablets are compatible.

Operations Center mobile

Manage your harvest from anywhere with the Operations Center mobile app. Remotely view harvest information such as yield, moisture, and area worked. You can also view throughput, harvest fuel efficiency and working time. And you can now remotely view and adjust combine settings: concave clearance, rotor speed, fan speed, chaffer clearance, and sieve clearance. Plus, you can leverage historical map layers, as well as harvest summary information.

John Deere Operations Center™

Your yield data is only useful if you can easily access and share it away from the field. And that's where the John Deere Operations Center comes in. With it, you can turn your data into information that will make next year's harvest even better. Analyze field and machine data at the office and with your permission, you can easily share your data with your agronomist, banker or seed rep.

SMOOTH OPERATORS

TriStream and Variable Stream rotors

The best of both worlds...high capacity and gentle threshing. That's why the TriStream stands out to corn, soybean and small grain growers.

The TriStream Rotor features a slightly tapered front nose, which dramatically reduces the 'growling' that often comes with thick crops and heavy rotor loads. The spiral vanes surrounding the rotor guide the crop material through the feeding and threshing area, reducing hesitation and improving productivity.

Building on the proven performance of our TriStream rotor, we've added another opportunity for our small grain and rice operators – **the Variable Stream rotor**. It too delivers high capacity and smooth performance.

The longer, more tapered front cone design makes this rotor well-suited for rice, where conditions are damp, wet, or extremely green. The rotor is also recommended for small grains where straw is tough. The vane angle can be adjusted to reduce the stress on straw material as it flows around the rotor, increasing the quality of the straw.





ActiveVision™ Cameras

Seeing is believing with the ActiveVision Cameras. Two cameras — one on the clean grain elevator and another on the tailings elevator — show grain samples in near-real time. A grain analysis feature shows grain quality and foreign material. You can have confidence the cameras, which work with Combine Advisor, are improving the grain sample, even on-the-go as conditions change.



ActiveYield™

ActiveYield eliminates manual calibrations and replaces them with automated sensors that calibrate the machine by measuring the grain as the tank fills.

That means you can make decisions in real time — without leaving the cab.



Tracks

Get to the next field faster with transport speeds up to 24.9 mph. Available in 30- or 36-inch belts, this system delivers smooth ride quality with improved flotation and reduced compaction, when compared with wheels.



Residue Management Packages

Tailored to meet the needs of your farm, we now offer four different residue management packages. The deluxe package offers an Advanced PowerCast™ Tailboard or Powercast tailboard on all models while the premium package incorporates the Tough Crop Kit. Each package comes with a Fine Cut Chopper or pick between the Fine Cut Chopper or Extra Fine Cut Chopper on the S780 and S790 models.



Active Tailings System

Available on the S780 and S790 models, the Active Tailings System distributes grain material back onto the return pan. Using less aggressive concave settings means sensitive crops are handled gently for maintaining grain quality.

Dyna-Flo™ Cleaning Shoe

You want more cleaning capacity? We've got it with the S Series. Lighter in weight and longer in sieve (12% increase in surface area since 2016), the Dyna-Flo Plus Cleaning Shoe improves capacity like you wouldn't believe.

Comfort and Convenience Packages

READY FOR AN ALL-DAY STAY

Our premium cab is the best place to spend long harvesting days. With excellent visibility to your header and crop, you also have everything you need to easily control your machine at your fingertips.


Not interested in the premium cab package? The select cab package is still one of the best in the industry. The air suspension swivel seat adjusts four ways to fit you perfectly. Lumbar adjustment gives you just the right amount of back support. There's even an optional heated cushion. And the seat swivels 15 degrees to the right and 7 degrees to the left for better grain tank and auger visibility.

SELECT	PREMIUM
Cloth air suspension seat with electronic controls and lumbar support	Heated and ventilated apportioned leather seat with electronic controls and lumbar support
Foot rests	Foot rests
Premium radio	Premium radio
Premium storage package	Premium storage package
Refrigerator	Refrigerator
Dual tilt steering column	Premium leather steering wheel cover
Enhanced cab styling	Dual tilt steering column
	Enhanced cab styling



Updated Bluetooth feature

Improved Bluetooth speaker delivers better mobile device functionality, keeping you hands-free and focusing on harvesting.



Foot rests

Included with both cab packages, these foot rests deliver improved comfort during long harvest days.



Visibility

LIGHT UP THE NIGHT

When your Friday nights are spent on a different type of field, you need plenty of visibility to ensure a quality performance. Choose between two different packages offering either high-intensity LED lights or halogen lights so you can light up the night.

Premium lighting package shown with high-intensity LED lights. Select lighting package has halogen lights.



SELECT

Eight cab roof mounted halogen lights

Four overhead halogen work lights

Two high beam and two low beam halogen driving lights

Halogen service lights

Two header extremity lights

Electric adjust heated mirrors

Grain tank mirrors

Camera system ready

PREMIUM

Eight cab roof mounted LED lights

Four overhead LED work lights

Two LED high beam and two LED low beam driving lights

LED service lights

Two LED header extremity lights


Electric adjust heated mirrors

Grain tank mirrors

Camera system ready

LED header extremity lights

For extra lighting, the S Series combines offer header extremity lights with the halogen lights package. This includes all the standard lighting as well as two halogen lights.



Plenty of illumination to work.

The premium lighting package offers plenty of illumination to work well into the night.





S790



CORN HEADS

You can't offer a powerful and productive combine and not deliver front-end equipment that can keep up with it. That's why we engineered our combines to match a full lineup of corn heads from 6 rows to 18 rows to meet a wide range of needs, including adding 16- and 18-row folding corn heads. These corn heads perform exceptionally well at higher harvesting speeds, which means you can finish faster. We know that more acres, higher yields and hybrids with tougher stalks are real challenges at harvest. That's why the components are robust enough to cut the toughest, thickest crop with ease. We've also added stalk deflectors and end fenders to high-performance gathering chains, stalk rolls, auger, and feederhouse promote smooth crop flow and help to make sure every kernel makes it inside the combine. The result? Fewer tossed ears, less ear shelling, and less trash fed through the combine.

AUTOTRAC™ ROWSENSE™

And for corn growers, AutoTrac RowSense delivers AutoTrac accuracy in standing down corn, around terraces or on pivots, by fusing GPS data from the StarFire™ Receiver with mechanical feeler data from the row sensors. AutoTrac RowSense improves harvest efficiency and yield quality, which lets you harvest at consistent speeds, even around curves.

ROWMAX™ ROW UNITS PROVIDE IMPROVED DURABILITY

The CR/CF Corn Heads with RowMax deliver durability upgrades to gathering chains, gathering chain sprockets, chain guides, and stalk rolls.

Stalks are drawn through with a gentle touch and then finely and consistently chopped by the StalkMaster knives. The CR/CF Corn Heads can also be tailored with stalk rolls designed to match your residue processing needs:

- RowMax Opposing Knife. Best stalk roll for down corn.
- RowMax Intermeshing Knife. Sizes 50% of residue 6" to 12" (15-30 cm).
- RowMax Chopping Knife. Sizes 50% of residue 6" (15 cm) or less.

Corn Heads equipped with RowMax deliver up to a 50% increase in wear life of row unit gathering chains and sprockets¹; the stalk roll life increased 30% with the RowMax Chopping Stalk Rolls.

¹ Compared with 600C corn heads.

DRAPERS

How can you make sure you don't leave crop in the field? By choosing one of our rigid or hinged drapers; select from 30-ft to 50-ft (10.6-15.2 m) models. We've added a line of hinged drapers with rigid or flexible cutterbars. The hinged drapers have a total wing range of up to 44.3-in to improve ground following in rolling terrain and terraces, while minimizing crop left in the field. You can minimize free grain loss up to 25% with the Grain Saver Draper Belts.¹ Plus, you can feed bushy crops smoothly and evenly into the center feed section with the fingered top cross auger. Making adjustments has never been easier — adjust float pressure in less than 6 seconds and convert from off-to-on the ground cutting in less than 10 seconds. You can also adjust the center section feed rate speed, center feed drum finger timing, and drum height in less than 20 minutes when changing from crop to crop.

1. Compared to traditional smooth Draper belts.





ON-AND OFF-GROUND VERSATILITY

The RDF HydraFlex Drapers give you the ability to flex and get low-growing crops like soybeans and lentils in on-ground cutting. But if you also want smooth, fast feeding, and need off-ground cutting, the RDF Series offers a full-width 18-inch (45.7-cm) top cross auger for smoother feeding and controlling bushy crops (especially in heavy canola) in the feeding process, a center section seal kit to capture more grain at the center section, a dual-position drum to allow more space for throughput, and additional sensors for better off-ground height sensing. And the HydraFlex™ flotation system allows you to change the amount of weight of the cutterbar riding on the round to match soft or hard soil conditions while you cut.

BELT PICKUP

The BP15 is for small grains and oilseed growers who want to use the full capacity of their John Deere combine, regardless of separating technology. A wider feederhouse opening with adjustable feed auger flighting and fingers allow you to feed higher volumes of crop, and a factory-installed crop shield minimizes grain loss. This gives you the ability to feed the X9 Combine to full capacity in swathed cereals and canola.

A two-speed auger drive system provides a 20% increase in feed rate, giving you the ability to adjust feed rate based on crops and conditions.¹

1. Internal comparison between X9 1100 and S790 Combines, based on field conditions, per unit harvested. Pre-production model shown. Specifications and design subject to change.





EASY, TOOLLESS ADJUSTMENT

The BP15 features 20% larger gauge wheels with toolless adjustment, and 10-in (254 mm) windscreen fore/aft adjustment to keep you running at max capacity throughout the day.


THE CONNECTED SUPPORT YOU NEED

When you're running, you don't want anything to slow you down. Your combine comes with a JDLink™ modem.¹ Once activated, your John Deere dealer can offer John Deere Connected Support services. With your permission, your dealer can "dial in" to your combine's diagnostic data and assess trouble codes to help you avoid downtime. Key components include:



SERVICE ADVISOR™ REMOTE

Allows your dealer to remotely analyze Diagnostic Trouble Codes in near real time so technicians arrive on-site with the right parts and the right tools to quickly repair your combine.



EXPERT ALERTS

An industry exclusive, Expert Alerts is a proactive monitoring system that notifies dealers of potential tractor issues. This allows technicians to remotely diagnose issues (often before an operator/machine experiences any symptoms) and fix them before they become a problem.



REMOTE DISPLAY ACCESS

Lets your dealer remotely and quickly assist you with in-cab display setup and adjustments for optimal combine performance – eliminating the need for an onsite service call.

1. Some additional activations, accessories and/or components may be required. JDLink requires a cellular connection to transfer information from machine to JDLink website. Connectivity service is subject to country availability. Consult your John Deere Dealer for coverage availability. Gen 4 Activations are machine specific activations that remain with the combine.



JOHN DEERE PROTECT™ EXTENDED SERVICE PLAN

Get peace of mind and lock in your annual maintenance costs. With John Deere Protect you can bundle maintenance, inspections, uptime assurance and parts wear coverage. Increase efficiencies and reduce operating costs while maintaining the original performance and reliability of your combine. Enrollment in a corresponding John Deere PowerGard Protection Plan is required.

For complete plan details, contact a participating dealer near you.



POWERGARD™ PROTECTION PLAN

Protect your investment. The John Deere PowerGard Protection Plan² lets you purchase extended comprehensive coverage or powertrain warranty coverage for up to an additional three years or 3,000 hours over the normal warranty period. You get flexible coverage, low deductibles and peace of mind.

² PowerGard Protection Plan extended warranty covers failures due to defective materials or original workmanship of covered components. Customers have a choice between either the Limited (engine & powertrain) coverage form or the Comprehensive (full-machine) coverage form. See your dealer or JohnDeere.com/PowerGard or JohnDeere.ca/PowerGard for details.

PARTS, SERVICE AND SUPPORT TO KEEP YOU RUNNING

Your John Deere dealer makes sure to put the right people behind the parts counter. People who know the ins and outs of your machine and understand that each John Deere owner is different. Knowledgeable and trained, they can guide you to the right part to fit your budget. So, when you walk out the door, you can feel confident you've made the right decision.

** 12 month/unlimited hour warranty on new OEM agricultural parts installed by an authorized John Deere Dealer. 6 month/unlimited hour warranty for all new John Deere agricultural and turf equipment parts. See John Deere Service Parts Warranty US & Canada and participating dealers for more details.

*** Financing on approved John Deere Financial credit only. Contact your Multi-Use Account merchant or dealer for complete details.

THE JOHN DEERE DIFFERENCE

- Right Part for Any Budget
- Highly Trained Expert Technicians
- 12 Months Parts & Labor Warranty**
- Short & Long Term Financing Options***

PARTS & UPGRADES

ActiveYield™

Save time making calibration decisions with ActiveYield. This system replaces manual calibrations by measuring the grain and automatically calibrating as the tank fills.

4WD Kits

Overcome mud, muck or other tough harvest conditions with a 2-Speed, 4WD conversion kit. Get a competitively priced OEM kit that was designed for your machine.

RowMax Chain Kits

Designed exclusively for the 700C/FC corn heads – and available as a retrofit for MY12-17 600C/FC corn heads – RowMax boosts row unit life by up to 50% with an advanced gathering chain featuring 12 additional links, two more sprocket teeth, and upgraded solid alloy bushings.

Stalk Rolls

Featuring 10 intermeshing knives, the chopping stalk roll can size most stalk residue to less than 6 inches. Other stalk rolls include straight fluted, opposed knife and intermeshing knife. All offer 25% more life with an improved wear coating.

Stalk Deflectors

Sitting behind each row or just in front of the combine tires, stalk deflectors protect combine tires and tracks from tough corn hybrids.

Draper Feeding Enhancements

Rigid and flex draper upgrades that enhance productivity in bushy crops like field peas, canola, and mustard include top crop conveying auger, feed drum anti-wrap kit, center section seal kit and HydraFlex™ side knife.



CAB ENHANCEMENTS



A. Foot Rests

Improve comfort while harvesting with this simple upgrade.

B. Heated Floor Mat

Keeps you warm by conducting heat directly over you feet from an internal heating element.

C. Grain Tank Mirror Kit

Add the Grain Tank Mirror Kit to any S-Series Combine to increase visibility of the grain tank.

Specifications S-Series Combines

MODEL	S760	S770	S780	S790	T670
ENGINE					
Type	John Deere 6 cyl. 9.0 L	John Deere 6-cyl. 9.0 L	John Deere 6-cyl 13.5 L	John Deere 6-cyl 13.5 L	John Deere 6 cyl. 9.0 L
Displacement (L/cu. in.)	9.0/548	9.0/548	13.5/824	13.5/824	548 cu. in (9.0L)
Fuel Capacity (L/gal.)	950/250	950/250	1250/330	1250/330	800/211
Cooling	Air-to-Air Aftercooler	Air-to-Air Aftercooler	Air-to-Air Aftercooler	Air-to-Air Aftercooler	Air-to-Air Aftercooler
Rated Speed (rpm)	2200	2200	2100	2100	2200
Rated Power (kW/hp) @ Rated Speed - T4	249/333	292/391	353/473	405/543	292/392
Power Boost @ Rated Speed (kW/hp) - T4	274/367	317/425	37/50	37/50	25/34
Rated Power @ -100 rpm Rated Speed (kW/hp) - T4	267/358	313/419	378/507	433/580	n/a
Peak Power @ -200 rpm Rated Speed (kW/hp) - T4	285/382	335/449*	402/540	460/617	n/a
Rated Power (kW/hp) @ Rated Speed ---NON-iT4	239/320	278/373	353/473	405/543	n/a
Power Boost @ Rated Speed (kW/hp) -NON-iT4	25/34	25/34	37/50	23/31	n/a
Rated Power @ -100 rpm Rated Speed (kW/hp) -NON-iT4	256/343	297/398	378/507	433/580	n/a
Peak Power @ -200 rpm Rated Speed (kW/hp) -NON-iT4	272/365	317/425	402/540	458/614	n/a
*S670 Budge Hp above 425Hp is limited by ECU timer					
FEEDING					
Drive Type	Fixed or Variable	Fixed or Variable or MultiSpeed	Fixed or MultiSpeed	Fixed or MultiSpeed	Fixed
Conveyor Chain Slat Type	Cast Iron	Cast Iron	Cast Iron	Cast Iron	Under shot-slat
Width (mm/in.)	1397/55	1397/55	1397/55	1397/55	--
Length (mm/in.)	1727/68	1727/68	1727/68	1727/68	1850/73
Feed Accelerator, Stone Trap (FAST)	Standard	Standard	Standard	Standard	Standard
Reverser	Standard	Standard	Standard	Standard	Standard
THRESHING/SEPARATING					
Separator Type	Rotary	Rotary	Rotary	Rotary	Multi Drum/Straw Walker
Rotor Length (mm/in.)	3124/123	3124/123	3124/123	3124/123	--
Rotor Diameter (mm/in.)	762/30	762/30	762/30	762/30	--
Rotor Speed Range (rpm)	210-1000	210-1000	210-1000	210-1000	220-990
Concave Area (m ² /in. ²)	1.1/1705	1.1/1705	1.1/1705	1.1/1705	1.35/2093
Separating Area (m ² /in. ²)	1.54/2390	1.54/2390	1.54/2390	1.54/2390	4.0/6200
Discharge Grate Area (m ² /in. ²)	0.36/555	0.36/555	0.45/698	0.45/698	n/a
CLEANING					
Front Chaffer (m ² /in. ²)	0.5/801	0.5/801	0.5/801	0.5/801	0.6/930
Front Chaffer Extension (m ² /in. ²)	N/A	N/A	0.8/1224	0.8/1224	--
Chaffer (m ² /in. ²)	2.5/3824	2.5/3824	2.5/3824	2.5/3824	3.06/9393
Sieve Area (m ² /in. ²)	2.1/3255	2.1/3255	2.1/3255	2.1/3255	2.64/4092
Total Cleaning Area (m ² /in. ²)	5.1/7905	5.1/7905	5.9/9145	5.9/9145	6.27/9719
Cleaning Fan Speed (rpm)	620-1350	620-1350	620-1350	620-1350	550-1350
GRAIN HANDLING					
Grain Tank Size (L/bu.)	10600/300	10600/300	14100/400	14100/400	11000/300
Unloading Auger Length (m/ft.)	6.9/22.5, 7.9/26, or 8.7/28.5	6.9/22.5, 7.9/26, or 8.7/28.5	6.9/22.5, 7.9/26, or 8.7/28.5	6.9/22.5, 7.9/26, or 8.7/28.5	7.05/23.5
Unloading Rate (L/sec. / bu/sec.)	116.3 / 3.3	116.3 / 3.3	135 / 3.8	135 / 3.8	115/3.3

S-Series Combines Tires and Tracks

	S760	S770	S780	S790	T670
TRACKS					
36 inch John Deere Tracks (MI)		X	X	X	
30 inch John Deere Tracks (MI)		X	X	X	
FRONT TIRES					
520/85R42 157A8 R-1 Dual (FS/GY)	X	X			
520/85R42 162A8 R-2 Dual (FS/GY)	X	X	X	X	
IF 520/85R42 CFO 169B R-1W Dual (GY)	X	X	X	X	
VF 520/85R42 CFO 174A8 R-1W Dual (FS)	X	X	X	X	
580/85R42 166A8 R-1W Dual (FS/GY/MT)	X	X	X	X	
650/85R38 173A8 R-1W Dual (FS/GY/MT/MI)	X	X	X	X	
800/65R32 172A8 R-1W (FS)	X				
800/70R38 173A8 R-1W (FS/GY)	X	X			
VF 800/70R38 CFO 193B R-1W (FS)	X	X	X	X	
LSW 800/55R46 190D R-1W (GY)	X	X	X	X	
IF 900/65R32 CFO 191A8 R-2 (GY)	X	X	X	X	
VF 900/60R32 CFO 193B R-1W (FS)	X	X	X	X	
LSW 1100/45R46 CFO 190A8 R-1W (GY)	X	X	X	X	
IF 1250/50R32 CFO 188B R-1W (FS)	X	X	X	X	
LSW 1250/35R46 CFO 195A8 R-2 (GY)	X	X	X	X	
520/85R42 RI Duals (GY)					X
800/65R32 (MI/MT)					X
IF800/70R32 CFO (MI)					X
900/60R32 (MT/SVT)					X
IF800/65R32 CFO (MI)					X
800/70R32 CHO (MT)					X
REAR TIRES					
600/70R28 161A8 R-1W (FS/GY/MT)	X	X			
620/75R26 166A8 R-1W (FS/GY)	X	X	X	X	
VF 620/75R26 172A8 R-1W (FS)	X	X	X	X	
VF 620/70R26 RIW 173A8 (MI)	X	X	X	X	
LSW 710/60R30 177A8 R-1W (GY)	X	X	X	X	
VF 710/65R26 177D R-2 (GY)	X	X	X	X	
750/65R26 166A8 R-1W (FS/GY/MT)	X	X	X	X	
VF 750/65R26 177B R-1W (FS)		X	X	X	
VF 750/65R26 CFO+ RIW 180A8 (MI)	X	X	X	X	
520/80R26 Cerebix (MI)					X
540/65R30 (MT)					X
600/65R28 (MT)					X

Low Sidewall (LSW) Drive-and-Steer Tires

You'll find some of the smoothest performance imaginable from our new LSW drive-and-steer tires. They offer a similar benefit solution as a track machine in a tire offering. That means you get superior traction and flotation when harvesting in soft, wet soil conditions. Also, they greatly reduce compaction and stubble damage to the tire. If that's not all, the LSW tires allow you to maintain transport speed without tire hop.

Whether you need to curb **compaction**, reduce rutting, or simply want greater traction when tackling muddy fields, John Deere offers you multiple flotation choices. You're sure to find a flotation system that will fit your operation and your budget.



A 580/85R42 RIW dual tire option is available on a universal rim that can be dished in or out without axle spacers.



Supported by one of the most responsive dealer networks in the business

Nobody cares more about keeping your equipment in solid working order than your John Deere dealer. With a complete inventory of genuine John Deere parts, highly trained service technicians, and a thorough understanding of your business, your John Deere dealer knows how to keep you and your equipment up and running.

A strong name in equipment, and a strong dealership network: get it all with John Deere.

This literature has been compiled for worldwide circulation. While general information, pictures and descriptions are provided, some illustrations and text may include finance, credit, insurance, product options and accessories NOT AVAILABLE in all regions. PLEASE CONTACT YOUR LOCAL DEALER FOR DETAILS. John Deere reserves the right to change specification and design of all products described in this literature without notice. John Deere, the leaping deer symbol, and green and yellow trade dress are trademarks of Deere & Company Copyright 2022 Deere & Company.



JOHN DEERE