






<input checked="" type="checkbox"/> Kingfisher - Engine & Pre-Rig Options	
<input type="checkbox"/> *Aux station controls - twin Mercury Next Gen DTS engines	\$5,250.00
<input type="checkbox"/> *Kicker Pre-rig	\$1,551.00
<input type="checkbox"/> *Prerig & controls - twin Mercury Next Gen DTS Engines	\$8,575.00
<input type="checkbox"/> Aux station steering - Optimus EPS	\$2,098.00
<input type="checkbox"/> Aux station steering - hydraulic	\$1,625.00
<input checked="" type="checkbox"/> Mercury Twin 250XL/CXL DTS	<b>\$0.00</b>
<input type="checkbox"/> Mercury Twin 250XL/CXL Verado Upgrade	\$2,766.00
<input type="checkbox"/> Mercury Twin 300XL/CXL DTS Upgrade	\$3,389.00
<input type="checkbox"/> Mercury Twin 300XL/CXL Verado Upgrade	\$6,121.00
<input type="checkbox"/> Steering - twin Optimus EPS (Verado)	\$12,999.00
<input type="checkbox"/> Steering - twin Optimus EPS All Electric (non Verado)	\$12,999.00
<input type="checkbox"/> Steering - twin hydraulic	\$988.00
<input checked="" type="checkbox"/> Kingfisher - Hull Options	
<input type="checkbox"/> *2000 Watt inverter/charger with monitor panel	\$6,108.00
<input type="checkbox"/> *Accessory 6ga wiring harness w/12 way fuse panel & ground block	\$660.00
<input type="checkbox"/> *Additional 12 volt power point & dual USB outlet	\$225.00
<input type="checkbox"/> *Fuel pre-rig for kicker	\$329.00
<input type="checkbox"/> Aft cockpit bolster gunnel pads (charcoal)	\$591.00
<input type="checkbox"/> Aft cockpit bolster gunnel pads (tan)	\$591.00
<input type="checkbox"/> Aluminum cargo rack basket (large)	\$1,609.00
<input type="checkbox"/> Aluminum cargo rack basket (regular)	\$1,494.00
<input type="checkbox"/> Auxiliary helm station (no steering)	\$865.00
<input type="checkbox"/> Auxiliary station overhead screen mounting pod	\$790.00
<input type="checkbox"/> BRNKL Boat Security and Monitoring System	\$2,901.00
<input type="checkbox"/> Bow rail mounted remote search light w/dash control	\$1,252.00
<input type="checkbox"/> Bow thruster aux. helm joystick control	\$848.00
<input type="checkbox"/> Canvas cover for auxiliary steering station	\$386.00
<input type="checkbox"/> Cockpit Side Access Door - Port	\$3,312.00
<input type="checkbox"/> Cockpit Side Access Door - Starboard	\$3,474.00
<input type="checkbox"/> Delete shipping protection cover	-\$250.00
<input type="checkbox"/> Dual fully welded rub rail upgrade	\$1,372.00
<input type="checkbox"/> Front windshield washer sprayers	\$906.00
<input type="checkbox"/> High pressure fresh water wash down system	\$793.00
<input type="checkbox"/> High pressure raw water wash down system	\$793.00
<input type="checkbox"/> Hot/Cold transom shower	\$1,148.00
<input type="checkbox"/> Insulated floor fish box & lid upgrade	\$918.00
<input type="checkbox"/> Integral aluminum cockpit roof extension	\$1,334.00
<input type="checkbox"/> Livewell upgrade with divider for transom fish locker	\$629.00
<input type="checkbox"/> Microwave with overhead cabinet over starboard galley	\$2,262.00
<input type="checkbox"/> Remote bow thruster kit with helm joystick	\$8,069.00
<input type="checkbox"/> Stainless 1-1/4" cockpit transom rail	\$790.00
<input type="checkbox"/> Stainless steel exterior cabin roof rails	\$1,494.00
<input type="checkbox"/> Stainless steel interior cabin roof grab rails	\$571.00
<input type="checkbox"/> Stainless steel re-boarding ladder	\$283.00
<input type="checkbox"/> Stainless steel roof top cargo rails w/welded tie down eyes	\$1,609.00
<input type="checkbox"/> Tinted cabin side windows upgrade	\$225.00
<input type="checkbox"/> Trim Tabs - Dometic Adaptive	\$1,636.00
<input type="checkbox"/> Twin engine management upgrade	\$799.00
<input type="checkbox"/> Upgrade aux helm wheel to 13.5" stainless w/ knob	\$125.00
<input type="checkbox"/> Upgrade helm wheel to 13.5" stainless w/ knob	\$125.00
<input type="checkbox"/> Welded aluminum bolt on kicker bracket	\$655.00
<input type="checkbox"/> Welded aluminum bow pulpit w/drum anchor winch & cuddy storage	\$9,265.00
<input type="checkbox"/> Welded aluminum bow pulpit with windlass kit & anchor locker	\$5,438.00
<input type="checkbox"/> Whale gusher manual bilge pump	\$802.00

 Kingfisher - Interior Options	
<input type="checkbox"/> *Diesel Airtronic heater/defroster with CO detector	\$6,109.00
<input type="checkbox"/> *Dual burner diesel stove w/blower lid	\$5,283.00
<input type="checkbox"/> Cold air dash blower/defog kit	\$1,140.00
<input type="checkbox"/> Diesel hydronic heater/defroster kit with hot water & shower	\$12,880.00
<input type="checkbox"/> Electric flush toilet upgrade	\$1,494.00
<input type="checkbox"/> Folding table upgrade with undermount drink caddy & sst rail	\$1,806.00
<input type="checkbox"/> Interior port side cabin roof rod holders & net holder (Destination)	\$1,273.00
<input type="checkbox"/> Oceanmaster helm & port side seats w/ Shockwave suspension upgrade	\$5,772.00
<input type="checkbox"/> Oceanmaster helm seat w/ Shockwave suspension upgrade	\$1,329.00
<input type="checkbox"/> Privacy curtains full cabin package	\$632.00
<input type="checkbox"/> Single port side suspension seats upgrade	\$3,265.00
 Kingfisher - Option Packages	
<input type="checkbox"/> Comfort Package	\$3,725.00
<input type="checkbox"/> Dockside Package	\$3,530.00
<input type="checkbox"/> Trophy Angler Package	\$3,055.00
<input type="checkbox"/> Ultradeck Package (charcoal)	\$3,680.00
<input type="checkbox"/> Ultradeck Package (tan)	\$3,680.00
 Kingfisher - Paint Options	
<input type="checkbox"/> Antifouling hull bottom paint (black)	\$5,418.00
<input type="checkbox"/> Antifouling hull bottom paint (white)	\$5,418.00
<input type="checkbox"/> Armorcoat upgrade	\$3,719.00
<input type="checkbox"/> Midnight runner upgrade	\$9,865.00
<input type="checkbox"/> Nightshade upgrade	\$4,757.00
<input type="checkbox"/> Painted waterline accent stripe	\$769.00
<input type="checkbox"/> Polished rub rails upgrade	\$925.00
<input type="checkbox"/> Signature Two-Tone side paint upgrade	\$2,227.00
 Kingfisher - Trailer Options	
<input type="checkbox"/> Carpeted side guides 12ft (tandem/tri axle)	\$1,256.00
<input type="checkbox"/> EZ Loader 12,000 lb galvanized tri-axle (electric drum)	\$21,426.00
<input type="checkbox"/> EZ Loader 12,000 lb galvanized tri-axle (electric/hydraulic disc)	\$23,290.00
<input type="checkbox"/> EZ Loader 13,000 lb aluminum tri-axle bunk trailer w/spare (electric/hydraulic disc)	\$23,175.00
<input type="checkbox"/> Slick bunks set of 16 (galvanized)	\$427.00
<input type="checkbox"/> Slick bunks set of 24 (aluminum)	\$640.00
<input type="checkbox"/> Spare tire and mounting bracket (12,000 lb alum)	\$934.00
<input type="checkbox"/> Spare tire and mounting bracket (steel)	\$600.00
<input type="checkbox"/> V-Block w/ 6" Ratchet Strap	\$579.00
 Marine - Kicker Options	
<input type="checkbox"/> Mercury 15 EXLPT EFI (Outboard)(Includes Install/PDI)	\$5,630.67
<input type="checkbox"/> Mercury 5MLHA Sail Power (Jet)(Includes Install/PDI)	\$2,041.33
<input type="checkbox"/> Mercury 5MXLH (Outboard)(Includes Install/PDI)	\$2,072.00
<input type="checkbox"/> Mercury 9.9ELPT EFI (Jet)(Includes Install/PDI)	\$5,209.33
<input type="checkbox"/> Mercury 9.9EXLPT EFI (Outboard)(Includes Install/PDI)	\$5,342.67



19-Jul-21

**Specifications**

Length Overall (Including Motor Bracket)	9.15 m / 30'	Aluminum Thickness	
Beam	2.9 m / 9' 6"	Side	4.1 mm / 0.160"
Height of Sides	117 cm / 3' 10"	Bottom	6.4 mm / 0.250"
Bottom Width	2.3 m / 7' 7"		
Approx. Dry Weight	3142 kg / 6928 lbs	Cockpit Length	2.64 m / 8' 8"
Deadrise	Variable 18 degrees	Cabin Length	2.96 m / 9'8.5"
Fuel Capacity	757 L / 200 USG	V-berth length	1.85 m / 6' 1"
Maximum HP	600 HP	Cabin Headroom	1.93m / 6' 4"
Transom height	76 cm / 30"	Transom fish locker volume	197 L / 52 USG
Transom weight limit	665 kg / 1468 lbs	Cockpit floor fish locker volume	2 X 55 USG

**Standard Features**

Unparalleled overall performance, style and safety. Limited transferable lifetime hull warranty

**Hull Features**

Pre-Flex® hull technology  
Full length performance HD delta keel  
Shearwater bow design with internally reinforced structural impact grid  
Engineered full length reverse chines  
Performance full welded lifting strakes  
Formed compound angle box stringers / full length  
Fully welded bow stem / heavy duty keel guard for 7/16" total keel thickness  
Water tight cabin bulkhead with weather tight sliding cabin door  
Fully welded external rub rail / hull stiffeners  
Integrated raised bow coamings  
Forward sloping windshield with 3 aluminum framed safety glass windows  
Aluminum framed side slider windows w/screens & aft bulkhead windows  
Heavy duty pantographic windshield wipers  
Stainless steel 1-1/4" diameter bow rail  
Foul weather bow coamings with hawse rings  
Full width integrated external motor bracket with transom platform  
Double welded bow eye with stainless insert  
7 x 9" heavy duty welded bow and stern cleats  
Hydraulic steering with stainless three spoke wheel  
Walkthrough transom door  
4 Aft cockpit side storage trays and aluminum cockpit toe rail  
Raised self-bailing cockpit deck with commercial freeing ports  
Dual aft cockpit floor fish lockers with discharge pump  
Transom fish locker with cutting board and fish rail  
Closed cell polyurethane foam below cabin deck  
EZ service sacrificial anodes

**Paint Features**

Speckle painted gunnels, cabin walls & interior  
Exterior full side paint color choice with KingFisher standard decal  
Color matched painted visor and roof cap

**Main Cabin Features**

Tan Destination king leather upholstery coverings with port full suspension helm seat with slider  
Solid wood finished helm and dinette seat boxes with storage  
Dinette bench seating with storage that converts to sleeping berth  
Stand up enclosed head with 25 gallon holding tank, flush toilet, macerator pump and deck side clean out  
Fully lined cabin walls and head liner  
Premium heavy duty embossed vinyl flooring  
XL dash for flush mounted electronics  
Solid wood finished radio shelf panel, headstall door & dash trim

**Galley Features**

Hand crafted high gloss solid inlaid wood cabinets with drawers & cupboards  
Stainless steel sink & 40 gallon fresh water tank  
Stainless 3.0 cu.ft DC fridge

**Cuddy Cabin Features**

Finished cuddy with carpet and hull liner  
V-berth queen bunk with mattress  
Under platform storage compartment and overhead shelves  
Cuddy hatch with screen and 2 portholes with screens

**Electric Features**

12V power point & dual USB outlet  
Marine wire harness with water tight connections  
3 Electric 1000 gph auto bilge pumps & high water bilge alarm  
Navigation lights package  
Interior LED cabin & v-berth lighting  
Single engine battery management system with remote panel  
Trim tabs with dash indicators  
Dual compact electric horn  
Carbon monoxide detector

**Available Option Packages****Trophy Angler Package**

10 cabin roof rod holders & starboard side net holder  
Stainless steel exterior cabin roof rails  
High pressure raw water wash down system  
Aft cockpit LED decklight

**Dockside Package**

Shore power kit with breaker panel, galvanic isolator & 30 amp cord  
2 cabin 110V outlets  
Auto battery charger  
AC/DC Fridge upgrade

**Comfort Package**

Memory foam v-berth mattress upgrade  
Premium carpet runner for cabin floor  
Upgraded LED shroud lighting & additional LED cabin accent lighting  
Stainless interior grab rails kit  
Mahogany accent stainless spoke steering wheel

**Ultradeck Package**

Synthetic marine flooring upgrade to aft cockpit

**Available Paint Upgrades****Armorcoat cabin and top deck upgrade**

Armorcoat painted cabin, bow/aft gunnels & interior with high gloss clear coat

**Signature Two-Tone side paint upgrade**

2/3 Exterior top side feature color paint with 1/3 bottom side accent color

**Painted waterline stripe accent color**

Full side paint feature color with 4 inch wide painted water line accent stripe.

Note: Not available with Signature two tone upgrade

**Antifouling hull bottom paint**

Antifouling bottom coat designed specific for aluminum hull available in black or white

**Nightshade upgrade**

Black painted window outline, Black window frames

**Midnight Runner Package**

Nightshade upgrade, Black Cabin Door, Tuxedo Black Hull Side and Roof Top, Sterling Grey Armourcoat & Decals