






<input type="checkbox"/> Kingfisher - Engine & Pre-Rig Options	
<input type="checkbox"/> *Aux station controls - Twin Mercury Seastar DTS	\$4,852.00
<input type="checkbox"/> *Aux station controls - single Mercury DTS engine	\$3,595.00
<input type="checkbox"/> *Kicker Pre-rig	\$1,551.00
<input type="checkbox"/> *Prerig & controls - Twin Mercury w/ Seastar DTS	\$13,397.00
<input type="checkbox"/> *Prerig & controls - single Mercury DTS engine	\$6,211.00
<input type="checkbox"/> Aux station steering - Optimus EPS	\$2,098.00
<input type="checkbox"/> Aux station steering - hydraulic	\$1,625.00
<input checked="" type="checkbox"/> Mercury 250XL DTS	\$0.00
<input type="checkbox"/> Mercury 250XL Verado Upgrade	\$1,384.00
<input type="checkbox"/> Mercury Twin 115EXLPT/ECXLPT Upgrade	-\$59.00
<input type="checkbox"/> Steering - single Optimus EPS (Verado)	\$6,998.00
<input type="checkbox"/> Steering - single Optimus EPS All Electric (non Verado)	\$6,998.00
<input type="checkbox"/> Steering - twin Optimus EPS All Electric (non Verado)	\$12,999.00
<input type="checkbox"/> Steering - twin hydraulic	\$648.00
<input type="checkbox"/> Kingfisher - Hull Options	
<input type="checkbox"/> *Accessory 6ga wiring harness w/12 way fuse panel & ground block	\$660.00
<input type="checkbox"/> *Additional 12 volt power point & dual USB outlet	\$225.00
<input type="checkbox"/> *Fuel pre-rig for kicker	\$329.00
<input type="checkbox"/> Aft cockpit bolster gunnel pads (charcoal)	\$591.00
<input type="checkbox"/> Aft cockpit bolster gunnel pads (tan)	\$591.00
<input type="checkbox"/> Aft cockpit raised gunnel coamings	\$1,385.00
<input type="checkbox"/> Aluminum cargo rack basket (large)	\$1,609.00
<input type="checkbox"/> Aluminum cargo rack basket (regular)	\$1,494.00
<input type="checkbox"/> Auxiliary helm station (no steering)	\$865.00
<input type="checkbox"/> Auxiliary station overhead screen mounting pod	\$790.00
<input type="checkbox"/> BRNKL Boat Security and Monitoring System	\$2,901.00
<input type="checkbox"/> Bow rail mounted remote search light w/dash control	\$1,252.00
<input type="checkbox"/> Cabin top sun roofs over helm seats	\$1,321.00
<input type="checkbox"/> Canvas cover for auxiliary steering station	\$386.00
<input type="checkbox"/> Delete shipping protection cover	-\$250.00
<input type="checkbox"/> Dual fully welded rub rail upgrade	\$1,195.00
<input type="checkbox"/> Dual fully welded rub rail upgrade	\$1,195.00
<input type="checkbox"/> Front windshield washer sprayers	\$906.00
<input type="checkbox"/> High pressure fresh water wash down system	\$793.00
<input type="checkbox"/> High pressure raw water wash down system	\$793.00
<input type="checkbox"/> Insulated floor fish box & lid upgrade	\$428.00
<input type="checkbox"/> Livewell upgrade with divider for transom fish locker	\$629.00
<input type="checkbox"/> Port side cockpit side access door	\$3,196.00
<input type="checkbox"/> Roof top mounted remote search light	\$1,113.00
<input type="checkbox"/> Stainless 1-1/4" cockpit transom rail	\$790.00
<input type="checkbox"/> Stainless roof cargo rails w/welded tie downs & folding steps	\$1,494.00
<input type="checkbox"/> Stainless steel 3' Cockpit bimini w/black canvas	\$1,725.00
<input type="checkbox"/> Stainless steel exterior cabin roof rails	\$802.00
<input type="checkbox"/> Stainless steel interior cabin roof grab rails	\$571.00
<input type="checkbox"/> Stainless steel re-boarding ladder	\$283.00
<input type="checkbox"/> Tinted cabin side windows upgrade	\$225.00
<input type="checkbox"/> Trim Tabs - Dometic Adaptive	\$1,535.00
<input type="checkbox"/> Twin engine management upgrade	\$799.00
<input type="checkbox"/> Upgrade aux helm wheel to 13.5" stainless w/ knob	\$125.00
<input type="checkbox"/> Upgrade helm wheel to 13.5" stainless w/ knob	\$125.00
<input type="checkbox"/> Welded aluminum bolt on kicker bracket	\$655.00
<input type="checkbox"/> Welded aluminum bow pulpit with anchor windlass kit	\$5,034.00
<input type="checkbox"/> Welded aluminum bow pulpit with drum anchor winch kit	\$8,730.00
<input type="checkbox"/> Whale gusher manual bilge pump	\$802.00

 Kingfisher - Interior Options	
<input type="checkbox"/> *Diesel Airtronic heater/defroster with CO detector	\$6,109.00
<input type="checkbox"/> *Single burner diesel stove w/blower lid	\$4,695.00
<input type="checkbox"/> Cold air dash blower/defog kit	\$1,140.00
<input type="checkbox"/> Cold weather interior cabin roof & wall liner	\$1,384.00
<input type="checkbox"/> Diesel hydronic heater/defroster kit with hot water & shower	\$12,435.00
<input type="checkbox"/> Electric flush toilet upgrade	\$1,494.00
<input type="checkbox"/> Folding table upgrade with undermount drink caddy & sst rail	\$1,806.00
<input type="checkbox"/> Interior port side cabin roof rod holders & net holder (Weekender)	\$576.00
<input type="checkbox"/> Oceanmaster helm seat w/ Shockwave suspension upgrade	\$1,329.00
<input type="checkbox"/> Privacy curtains full cabin package	\$2,125.00
 Kingfisher - Option Packages	
<input type="checkbox"/> Comfort Package	\$3,435.00
<input type="checkbox"/> Dockside Package	\$3,530.00
<input type="checkbox"/> Trophy Angler Package	\$2,474.00
<input type="checkbox"/> Ultradeck Package (charcoal)	\$4,012.00
<input type="checkbox"/> Ultradeck Package (tan)	\$4,012.00
 Kingfisher - Paint Options	
<input type="checkbox"/> Antifouling hull bottom paint (black)	\$4,034.00
<input type="checkbox"/> Antifouling hull bottom paint (white)	\$4,034.00
<input type="checkbox"/> Armorcoat cabin & top deck upgrade	\$2,878.00
<input type="checkbox"/> Color matched painted visor & roof cap	\$926.00
<input type="checkbox"/> Deluxe Two-Tone side paint upgrade	\$2,048.00
<input type="checkbox"/> Midnight runner upgrade	\$8,350.00
<input type="checkbox"/> Nightshade upgrade	\$4,332.00
<input type="checkbox"/> Painted waterline accent stripe	\$769.00
<input type="checkbox"/> Polished cabin drip rails & rub rails upgrade	\$1,105.00
 Kingfisher - Trailer Options	
<input type="checkbox"/> *Spare tire and mounting bracket (5800/7500 lb)	\$634.00
<input type="checkbox"/> Carpeted side guides 12ft (tandem/tri axle)	\$1,256.00
<input type="checkbox"/> EZ Loader 7500 lb galvanized tandem (electric drum)	\$17,260.00
<input type="checkbox"/> EZ Loader 7500 lb galvanized tandem (electric/hydraulic disc)	\$18,864.00
<input type="checkbox"/> EZ Loader 8500 lb aluminum tandem bunk trailer (electric/hydraulic disc)	\$17,465.00
<input type="checkbox"/> Slick bunks set of 16 (galvanized)	\$427.00
<input type="checkbox"/> Slick bunks set of 24 (aluminum)	\$640.00
<input type="checkbox"/> Spare tire and mounting bracket (8,500 lb alum)	\$839.00
<input type="checkbox"/> V-Block w/ 6" Ratchet Strap	\$579.00
 Marine - Kicker Options	
<input type="checkbox"/> Mercury 15 EXLPT EFI (Outboard)(Includes Install/PDI)	\$5,630.67
<input type="checkbox"/> Mercury 5MLHA Sail Power (Jet)(Includes Install/PDI)	\$2,041.33
<input type="checkbox"/> Mercury 5MXLH (Outboard)(Includes Install/PDI)	\$2,072.00
<input type="checkbox"/> Mercury 9.9ELPT EFI (Jet)(Includes Install/PDI)	\$5,209.33
<input type="checkbox"/> Mercury 9.9EXLPT EFI (Outboard)(Includes Install/PDI)	\$5,342.67

**Specifications**

Length Overall (Including Motor Bracket)	7.89 m / 25' 11"	Aluminum Thickness	
Beam	2.59 m / 8' 6"	Side	3.2 mm / 0.125"
Height of Sides	97 cm / 3' 2"	Bottom	6.4 mm / 0.250"
Bottom Width	2.08 m / 6' 10"		
Approx. Dry Weight	1988 kg / 4383 lbs	Cockpit Length	2.21 m x 2.13 m / 7' 3" L x 7' W
Deadrise	Variable 18 degrees	Cabin Length	2.51 m / 8' 3"
Fuel Capacity	454 L / 120 USG	V-berth length	1.64 m / 5' 4"
Maximum HP	250 hp	Cabin Headroom	1.91 m / 6' 3"
Transom height	64 cm / 25"		
Transom weight limit	408 kg / 900 lbs	Transom fish locker volume	91 L / 24 USG
		Cockpit floor fish locker volume	212 L / 56 USG

**Standard Features**

Unparalleled overall performance, style and safety. Limited transferable lifetime hull warranty

Hull Features

Pre-Flex® hull technology
Full length performance delta keel
Engineered full length reverse chines
Performance lifting strakes
Formed compound angle full length box stringers
Fully welded bow stem & heavy duty keel guard for 7/16" total keel thickness
Single piece hull sides with wide formed gunnels
Fully welded external rub rails / hull stiffeners
Closed cell polyurethane foam below cabin deck
Anchor rope locker; self draining with interior access hatch
Water tight cabin bulkhead w/ heavy duty weather tight cabin door
Forward sloping windshield with 3 aluminum framed safety glass windows
Aluminum framed side slider windows w/screens & aft bulkhead windows
3 Heavy duty pantographic windshield wipers
Raised self-bailing cockpit deck
Fish locker in cockpit floor with commercial diaphragm pump out
Raised transom fish locker with cutting board and fish rail
Hinged doors for easy access to bilge compartment
Aft cockpit side storage trays and aluminum cockpit toe rail
Transom access door
Full width integrated offshore motor bracket
Welded bow eye with stainless sleeve and 2 welded aluminum stern eyes
7 x 9" heavy duty welded bow and stern cleats
Hydraulic steering with center mount cylinder
Stainless steel 1-1/4" offshore bow rail
Foul weather bow coamings with hawse rings
Bolt on sacrificial hull anodes
Stainless below water line thru-hull fittings w/ welded reinforcements
Shipping protection cover

Paint

Speckle painted gunnels, cabin walls & interior
Exterior full side paint color choice with KingFisher standard decal

Cabin Features

Suspension helm seat with slider
Carpeted hull sides from gunnel to floor
Finished cuddy with carpeting and hull liner
Carpeted storage compartment in v-berth
18" Hatch with screen and 2 portholes with screens
XL dash panel for flush mounted electronics
Carpeted dash board with raised sill
Aluminum overhead radio shelf
Easy care premium marine vinyl flooring
6 Drink holders

Electronic Features

Premium dash switch & gauge panels
12V power point & dual USB outlet
Marine color coded wire harness with water tight connections
2 Electric 1100 gph auto bilge pumps & high water bilge alarm
Navigation lights package
Interior LED cabin & v-berth lighting
Single engine battery management system with remote panel
Electric 9" X 12" trim tabs with position indicators
Dual compact electric horn
Carbon monoxide detector
Black 2.3 cu.ft DC fridge

Weekender Features

Hand crafted solid wood inlayed cabinets include 1 drawer, utensil compartment, 2 cupboards, 2 counter tops and coat rack
Port side dinette seating converts to sleeping berth
Starboard side galley includes stainless sink, faucet, 20 gallon freshwater holding tank & fridge
2 Carpeted v-berth storage shelves with reading lights
Vinyl v-berth cushion & table berth conversion cushion
Stand up enclosed head with 20 gallon holding tank, manual flush toilet, macerator and deck fill pump outs
Speckle painted interior with headliner
Weekender grey vinyl upholstery coverings

Available Option Packages**Trophy Angler Package**

8 cabin roof rod holders & starboard side net holder
Stainless steel exterior cabin roof rails
High pressure raw water wash down system
Aft cockpit LED decklight

Dockside Package

Shore power kit with breaker panel, galvanic isolator & 30 amp cord
2 cabin 110V outlets
Auto battery charger
Silver AC/DC fridge upgrade

Comfort Package

Memory foam v-berth mattress upgrade
Premium carpet runner for cabin floor
Upgraded LED shroud lighting & additional LED cabin accent lighting
Stainless interior grab rails kit

Ultradeck Package

Synthetic marine flooring upgrade to aft cockpit

Available Paint & Trim Packages**Armorcoat cabin and top deck upgrade**

Armorcoat painted cabin, bow/aft gunnels & interior with high gloss clear coat

Deluxe Two-Tone side paint upgrade

2 Tone exterior side paint with top side feature color and bottom side accent color

Painted waterline stripe accent color

4 inch wide painted water line stripe
Note: Not available with Deluxe Two-Tone upgrade

Antifouling hull bottom paint

Antifouling bottom coat designed specific for aluminum hull available in black or white

Nightshade upgrade

Black painted window outline, Black window frames

Midnight Runner Package

Nightshade upgrade, Black Cabin Door, Tuxedo Black Hull Side and Roof Top, Sterling Grey Armourcoat & Decals