








2023 Standard Features & Options List 3025 Destination



Available Options (Pricing Subject to Change)

<input type="checkbox"/> Kingfisher - Engine & Pre-Rig Options	
<input type="checkbox"/> *Aux station controls - twin Mercury Next Gen DTS engines	\$5,995.00
<input type="checkbox"/> *Kicker Pre-rig	\$1,922.00
<input type="checkbox"/> *Prerig & controls - twin Mercury Next Gen DTS Engines	\$10,109.00
<input type="checkbox"/> Aux station steering - Optimus EPS	\$2,355.00
<input type="checkbox"/> Aux station steering - hydraulic	\$1,895.00
<input checked="" type="checkbox"/> Mercury Twin 200XL/CXL DTS	\$0.00
<input type="checkbox"/> Mercury Twin 250XL/CXL DTS Upgrade	\$14,617.00
<input type="checkbox"/> Steering - twin Optimus EPS All Electric (non Verado)	\$14,465.00
<input type="checkbox"/> Kingfisher - Hull Options	
<input type="checkbox"/> *Accessory 6ga wiring harness w/12 way fuse panel & ground block	\$640.00
<input type="checkbox"/> *Additional 12 volt power point & dual USB outlet	\$268.00
<input type="checkbox"/> *BRNKL Boat Security and Monitoring System	\$3,250.00
<input type="checkbox"/> *Fuel pre-rig for kicker	\$389.00
<input type="checkbox"/> Aft cockpit bolster gunnel pads (charcoal)	\$624.00
<input type="checkbox"/> Aft cockpit bolster gunnel pads (tan)	\$624.00
<input type="checkbox"/> Aft cockpit raised gunnel coamings	\$1,925.00
<input type="checkbox"/> Aluminum cargo rack basket (large)	\$1,830.00
<input type="checkbox"/> Aluminum cargo rack basket (regular)	\$1,702.00
<input type="checkbox"/> Auxiliary helm station (no steering)	\$1,125.00
<input type="checkbox"/> Auxiliary station overhead screen mounting pod	\$985.00
<input type="checkbox"/> Bow rail mounted remote search light w/dash control	\$1,519.00
<input type="checkbox"/> Bow thruster aux. helm joystick control	\$937.00
<input type="checkbox"/> Cabin top sun roofs over helm seats	\$1,875.00
<input type="checkbox"/> Canvas cover for auxiliary steering station	\$427.00
<input type="checkbox"/> Delete shipping protection cover	\$0.00
<input type="checkbox"/> Dual fully welded rub rail upgrade	\$1,547.00
<input type="checkbox"/> Front windshield washer sprayers	\$1,195.00
<input type="checkbox"/> High pressure fresh water wash down system	\$823.00
<input type="checkbox"/> High pressure raw water wash down system	\$823.00
<input type="checkbox"/> Insulated floor fish boxes & lids upgrade	\$855.00
<input type="checkbox"/> Livewell upgrade with divider for transom fish locker	\$709.00
<input type="checkbox"/> Port side cockpit side access door	\$3,722.00
<input type="checkbox"/> Remote bow thruster kit with helm joystick	\$9,136.00
<input type="checkbox"/> Roof top mounted remote search light	\$1,353.00
<input type="checkbox"/> Stainless 1-1/4" cockpit transom rail	\$995.00
<input type="checkbox"/> Stainless roof cargo rails w/welded tie downs & folding steps	\$1,854.00
<input type="checkbox"/> Stainless steel 3' Cockpit bimini w/black canvas	\$2,540.00
<input type="checkbox"/> Stainless steel exterior cabin roof rails	\$994.00
<input type="checkbox"/> Stainless steel interior cabin roof grab rails	\$706.00
<input type="checkbox"/> Stainless steel re-boarding ladder	\$323.00
<input type="checkbox"/> Tinted cabin side windows upgrade	\$355.00
<input type="checkbox"/> Trim Tabs - Dometic Adaptive	\$1,905.00
<input type="checkbox"/> Twin engine management upgrade	\$860.00
<input type="checkbox"/> Upgrade aux helm wheel to 13.5" stainless w/ knob	\$145.00
<input type="checkbox"/> Upgrade helm wheel to 13.5" stainless w/ knob	\$145.00
<input type="checkbox"/> Welded aluminum bolt on kicker bracket	\$822.00
<input type="checkbox"/> Welded aluminum bow pulpit with anchor windlass kit	\$6,006.00
<input type="checkbox"/> Welded aluminum bow pulpit with drum anchor winch kit	\$10,299.00
<input type="checkbox"/> Whale gusher manual bilge pump	\$866.00

 Kingfisher - Interior Options	
<input type="checkbox"/> *Diesel Airtronic heater/defroster	\$6,995.00
<input type="checkbox"/> *Dual burner diesel stove w/blower lid	\$4,955.00
<input type="checkbox"/> Cold air dash blower/defog kit	\$1,305.00
<input type="checkbox"/> Diesel hydronic heater/defroster kit with hot water & shower	\$13,542.00
<input type="checkbox"/> Electric flush toilet upgrade	\$1,654.00
<input type="checkbox"/> Folding table upgrade with undermount drink caddy & sst rail	\$2,074.00
<input type="checkbox"/> Interior port side cabin roof rod holders & net holder	\$1,336.00
<input type="checkbox"/> Oceanmaster helm seat w/ Shockwave suspension upgrade	\$1,425.00
<input type="checkbox"/> Privacy curtains full cabin package	\$735.00
 Kingfisher - Kicker Options	
<input type="checkbox"/> *Mercury 25EXLPT EFI Pro Kicker (Fuel/Pre-Rig Required)	\$6,762.00
 Kingfisher - Option Packages	
<input type="checkbox"/> Comfort Package	\$4,022.00
<input type="checkbox"/> Dockside Package	\$3,833.00
<input type="checkbox"/> KingDeck Package (charcoal)	\$4,525.00
<input type="checkbox"/> KingDeck Package (tan)	\$4,525.00
<input type="checkbox"/> Trophy Angler Package	\$2,977.00
 Kingfisher - Paint Options	
<input type="checkbox"/> Antifouling hull bottom paint (black)	\$6,975.00
<input type="checkbox"/> Armorcoat upgrade	\$3,613.00
<input type="checkbox"/> Color matched painted visor & roof cap	\$1,067.00
<input type="checkbox"/> Deluxe Two-Tone side paint upgrade	\$2,757.00
<input type="checkbox"/> Midnight runner upgrade	\$9,635.00
<input type="checkbox"/> Nightshade upgrade	\$5,425.00
<input type="checkbox"/> Painted waterline accent stripe	\$886.00
<input type="checkbox"/> Polished cabin drip rails & rub rails upgrade	\$1,296.00
 Kingfisher - Trailer Options	
<input type="checkbox"/> Carpeted side guides 12ft (tandem/tri axle)	\$1,417.00
<input type="checkbox"/> EZ Loader 12,000 lb galvanized tri-axle (electric drum)	\$24,089.00
<input type="checkbox"/> EZ Loader 12,000 lb galvanized tri-axle (electric/hydraulic disc)	\$26,127.00
<input type="checkbox"/> EZ Loader 13,000 lb aluminum tri-axle bunk trailer w/ mags,spare,v-block (electric...	\$24,368.00
<input type="checkbox"/> Slick bunks set of 16 (galvanized)	\$507.00
<input type="checkbox"/> Slick bunks set of 24 (aluminum)	\$759.00
<input type="checkbox"/> Spare tire and mounting bracket (12,000 lb)	\$717.00
<input type="checkbox"/> V-Block w/ 6' Ratchet Strap	\$695.00



Specifications

Length Overall (Including Motor Bracket)	9.27 m / 30' 5"	Aluminum Thickness	
Beam	2.9 m / 9' 6"	Side	4.1 mm / 0.160"
Height of Sides	107 cm / 3' 6"	Bottom	6.4 mm / 0.250"
Bottom Width	2.29 m / 7' 6"		
Approx. Dry Weight	2466 kg / 5437 lbs	Cockpit Length	2.82 m x 2.39 m / 9' 3"L x 7' 10"W
Deadrise	Variable 18 degrees	Cabin Length	2.83 m / 9' 4"
Fuel Capacity	606 L / 160 USG	V-berth length	1.82 m / 6' 0"
Maximum HP	500 hp	Cabin Headroom	1.97 m / 6' 6"
Transom height	64 cm / 25"		
Transom weight limit	553 kg / 1220 lbs	Transom fish locker volume	114 L / 30 USG
		Cockpit floor fish lockers volume	553 L / 146 USG total



Standard Features Unparalleled overall performance, style and safety. Limited transferable lifetime hull warranty

Hull Features

- Pre-Flex® hull technology
- Full length performance delta keel
- Engineered full length reverse chines
- Performance lifting strakes
- Formed compound angle box stringers / full length
- Fully welded bow stem & heavy duty keel guard for 7/16" total keel thickness
- Single piece hull sides with wide formed gunnels
- Fully welded external rub rails / hull stiffeners
- Closed cell polyurethane foam below cabin deck
- Anchor rope locker; self draining with interior access hatch
- Water tight cabin bulkhead w/ heavy duty weather tight cabin door
- Forward sloping windshield with 3 aluminum framed safety glass windows
- Aluminum framed side slider windows w/screens & aft bulkhead windows
- 3 Heavy duty pantographic windshield wipers
- Raised self-bailing cockpit deck
- Fish lockers in cockpit floor with commercial diaphragm pump outs
- Raised transom fish locker with cutting board and fish rail
- Hinged doors for easy access to bilge compartment
- Aft cockpit side storage trays and aluminum cockpit toe rail
- Transom access door
- Full width integrated offshore motor bracket
- Welded bow eye with stainless sleeve and 2 welded aluminum stern eyes
- 7 x 9" heavy duty welded bow and stern cleats
- Hydraulic steering with center mount cylinder
- Stainless steel 1-1/4" offshore bow rail
- Foul weather bow coamings with hawse rings
- Bolt on sacrificial hull anodes
- Stainless below waterline thru-hull fittings w/ welded reinforcements
- Shipping protection cover

Paint

- Speckle painted gunnels, cabin walls & interior
- Exterior full side paint color choice with KingFisher standard decal

Cabin Features

- Suspension helm seat with slider
- Carpeted hull sides from gunnel to floor
- Finished cuddy with carpeting and hull liner
- Carpeted storage compartment in v-berth
- 18" Hatch with screen and 2 portholes with screens
- XL dash panel for flush mounted electronics
- Carpeted dash board with raised sill
- Aluminum overhead radio shelf
- Easy care premium marine vinyl flooring
- 6 Drink holders

Electronic Features

- Premium dash switch & gauge panels
- 12V power point & dual USB outlet
- Marine color coded wire harness with water tight connections
- 3 Electric 1100 gph auto bilge pumps & high water bilge alarm
- Navigation lights package
- Interior LED cabin & v-berth lighting
- Single engine battery management system with remote panel
- Electric 12" X 12" trim tabs with position indicators
- Dual compact electric horn
- Carbon monoxide detector
- Stainless 3.0 cu.ft DC fridge

Destination Features

- Hand crafted solid wood inlayed cabinets with easy access drawer storage & high durability laminate countertops
- Port side dinette seating converts to sleeping berth
- Starboard side galley includes stainless sink, faucet, 40 gallon freshwater holding tank & fridge
- V-berth & table berth conversion cushions
- Stand up enclosed head with 25 gallon holding tank, manual flush toilet, macerator, integrated shower pan, and deck fill pump outs
- Full lined interior walls and headliner
- Side cabin window valances with curtains
- Solid wood finished radio shelf panel, headstall door & dash trim
- Destination tan king leather upholstery coverings

Available Option Packages

Trophy Angler Package

- 8 cabin roof rod holders & starboard side net holder
- Stainless steel exterior cabin roof rails
- High pressure raw water wash down system
- Aft cockpit LED decklight

Dockside Package

- Shore power kit with breaker panel, galvanic isolator & 30 amp cord
- 2 cabin 110V outlets
- Auto battery charger
- AC/DC fridge upgrade

Comfort Package

- Memory foam v-berth mattress upgrade
- Premium carpet runner for cabin floor
- Upgraded LED shroud lighting & additional LED cabin accent lighting
- Stainless interior grab rails kit
- Heavy duty closet rod in stand up head for drying gear

KingDeck Package

- Synthetic marine flooring upgrade to aft cockpit

Available Paint & Trim Packages

Armorcoat cabin and top deck upgrade

- Armorcoat painted cabin, bow/aft gunnels & interior with high gloss clear coat

Deluxe Two-Tone side paint upgrade

- 2 Tone exterior side paint with top side feature color and bottom side accent color

Painted waterline stripe accent color

- 4 inch wide painted waterline stripe
- Note: Not available with Deluxe Two-Tone upgrade**

Antifouling hull bottom paint

- Antifouling bottom coat designed specific for aluminum hull available in black

Nightshade upgrade

- Black painted window outline, Black window frames

Midnight Runner Package

- Nightshade upgrade, Black Cabin Door, Tuxedo Black Hull Side and Roof Top, Sterling Grey Armorcoat & Decals