




## Standard Features

## Common Accessories




Powder Coat Interior on Multi-Purpose Bins

Powder Coat Exterior

Fully Welded Seams

4' or 5' Sheet Size



Rack-n-Pinion Slide Gate (SS Plate on Multi-Purpose)

Retractable Ladder

HSS (Hollow Structural Steel) Legs


### Cone Angles



55° Steep Cone



40° Std. Cone



Bin Lid Opener



Manway

Single, Double or Triple Skid



Manhole

Goose Neck Vents

LevAlert Indicator



Ladder Cages



Fall Arrest Safety Cables

View Glass Indicator



Pail Spout

Poke Hole

### AirMax® Aeration



Horizontal Aeration



In-line Fans



Vertical Aeration



Centrifugal Fans

### Naming Conventions

**1620 GM4000**



**GRAINMAX SERIES**

**APROX. 4,000 BUSHELS**

Learn more at [meridianmfg.com/smoothwall-bins](http://meridianmfg.com/smoothwall-bins)

