

CAMSO CTL SD



COMPACT
TRACK LOADERS



ALL-SEASON TRACTION AND DURABILITY

The versatile solution for compact track loaders. On top of excellent performance all year long their enhanced durability and traction make them the best choice for use on various surface conditions.

camso.co

PERFORMANCE

TREAD LIFE



FAILURE RESISTANCE

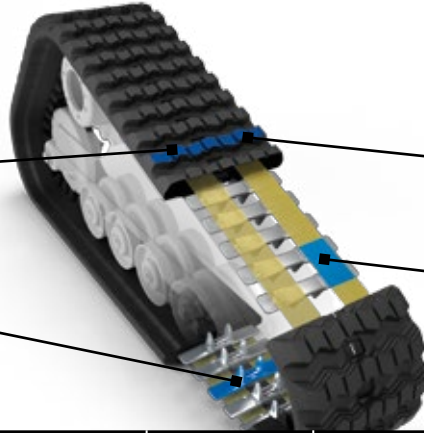


TRACTION



ROAD
FREE
COMPANY

CAMSO CTL SD



SINGLE-CURE TECHNOLOGY WITH NEXT GENERATION RUBBER COMPOUND

- Promotes even tread wearing for long, predictable tread life

TRACKGUARD IRON CORE

- Improves rolling path life for reduced failures and enhanced durability

OPTIMIZED TREAD PATTERN WITH NEXT GENERATION RUBBER COMPOUND

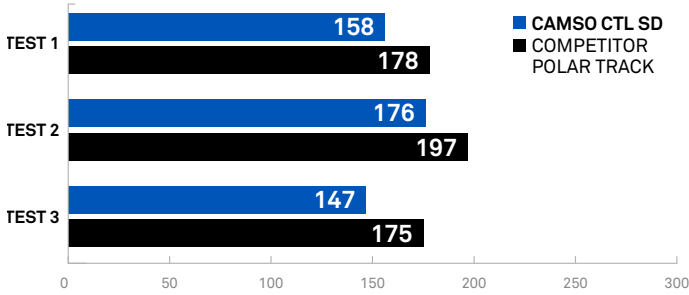
- Maintains excellent traction throughout tread life

ENDLESS HIGH-TENSILE STEEL CABLES

- Eliminates unexpected downtime due to cable/track breakage

WIDTH	LINKS	PITCH	TREAD	GUIDING	METAL PIECE	METAL PIECE TYPE
320	45,46,48,49,50,52,53,54,56	86	B	B	E	CONVENTIONAL
320	46,48,52	86	B	J	W	RAIL TYPE
400	49,50,52,53,54,55,56	86	B	B	E	CONVENTIONAL
450	48,5	100	B	J	E	RAIL TYPE
450	52,55,56,58,59,60,63,65	86	B	B	E	CONVENTIONAL

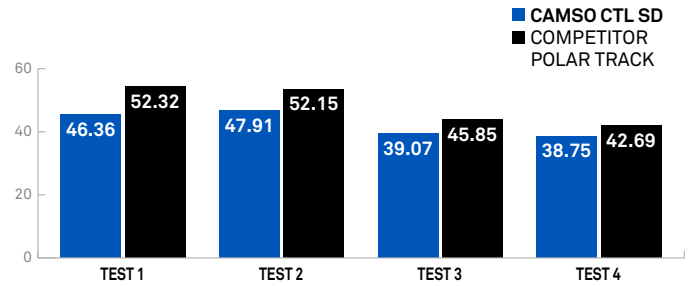
BREAKING DISTANCE TEST (in)



Throughout the entire tests, Camso **braking distance on ice is 13% lower than competitor** offering a better handling and lower slippage


Test based on Camso CTL SD 320x86x49 and competitor polar track 320x86x49

MANOEUVRABILITY TEST (seconds)



Tests on ice proved that the Camso CTL SD track is **11% more manageable on icy conditions than the competitor**. To see the results on video, visit: bit.ly/1gGPYOf

TREAD PATTERN



AUTHORIZED DISTRIBUTOR:

camso.co

