

FERRI®

Boom mowers for agriculture
and green areas light green
maintenance

T250A



T320A



T250A

T320A

The new serie of hydraulic flail mowers T250A, T320A and T320A/R for reversible drive, is the result of a deep restyling that has improved functionality and performance.

These new models are particularly suitable as entry-level range for

the market dedicated to farms of medium size and to maintenance of green spaces.

These small size and compact models are particularly suitable for small tractors.

T320A/R

Suitable for tractors with reversible drive.



Boom mowers for agriculture and green areas light green maintenance



The polypropylene oil tank is separated from the frame and allows it to be isolated from any structural stress. Fully recyclable.

Developed and tested in collaboration with:



Drop forged parts for arm linkages.




Circular section of the arms High Torsion Resistance.



Mechanical breakaway.

FERRI®



T250A
T320A
T320A/R

OPTIONAL



Classic, cable controls.



Electra, monolever electric controls.



Electra Full, monolever electric control with rotor's electric switch.



Oil cooler with thermostat.

IMPLEMENTS



Cutter bar.

**Boom mowers for agriculture
and green areas light green maintenance**

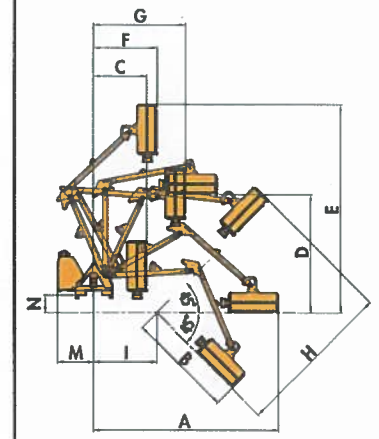
T250A T320A


Technical data		T250A	T320A	T320A/R
Flailhead		NEW TME60	TME80	TME80
Max horizontal reach*	ft	8'3"	10'7"	10'7"
3 Points linkage	Cat.	I - II	I - II	I - II
Weight with Flailhead	lbs	749	816	816
Oil	gal	15,8	15,8	15,8
P.t.o.	MAX Rpm	540	540	540

*Reach measured from tractor centre line to head edge.


Working positions (ft)			
Mod.		T250A	T320A
Flailhead		NEW TME60	TME80
A	ft	8'3"	10'7"
B	ft	3'8"	6'11"
C	ft	3'7"	2'11"
D	ft	5'8"	6'2"
E	ft	9'4"	11'11"
F	ft	3'5"	3'4"
G	ft	4'7"	5'5"
H	ft	6'8"	9'1"
I	ft	3'7"	3'7"
M	ft	2'0"	2'0"
N	ft	0'11"	0'11"

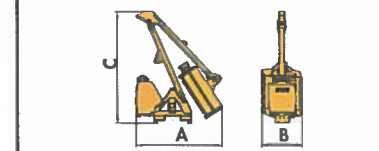
Flailhead		NEW TME60	TME80	 <p>Direct Drive</p>
Width of cut	in	24"	31"	
Rotor speed	Rpm	3.200	3.200	
Blade tip speed	ft/sec	167'	167'	
Flail head angle		190°	190°	
Weight	lbs	154	176	
Power available to the rotor	HP	20	20	
Power max to hydraulic motor	HP	29	29	



Tractor		HP/PS					Min. Tractor weight	Min. Tractor width
HP/PS		20	25	30	35	40		
T250A		██████████					1543 lbs	3'3" ft
T320A			██████████				1984 lbs	3'11" ft
T320A/R			██████████				1984 lbs	3'11" ft

Transport dimensions (ft)			
Mod.		T250A	T320A
Flailhead		NEW TME60	TME80
A	ft	4'10"	4'11"
B	ft	2'3"	2'3"
C	ft	5'1"	6'4"

Flails	Flailhead	NEW TME60	TME80
Articulated Y blades for: grass, shrubs, bushes, sticks, wood.		Ø max 3/4"	n° 32 n° 40



All data subject to change campbellacv.com 44516 T250A-T320A - USA - EN Rev.0 - 1000

www.ferri-america.com



FERRI srl
Via Govoni, 30
44034 Tamara (FE) Italy
Tel. +39 0532 866866
Fax +39 0532 866851
info@ferri.it - www.ferri.it

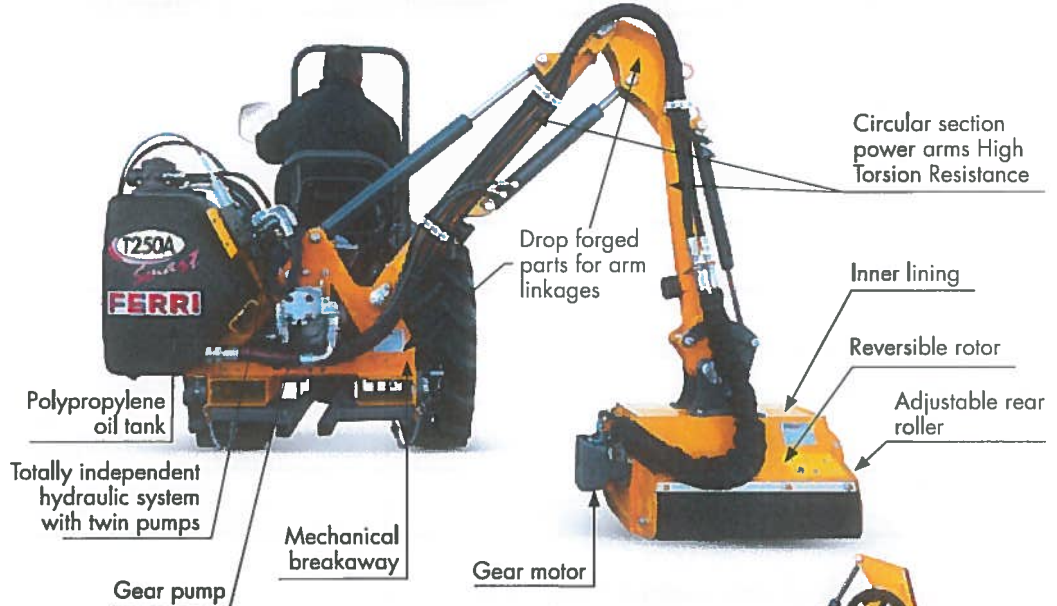


North America Sales and Marketing Manager / FERRI
Ronald E. Roglis - Glenarm, Illinois 62536
Cell (314) 422-9460 - Fax (217) 483-4123
ron.roglis@gmail.com

Parts Stock / FERRI:
J.S. Woodhouse Co., Inc. - 1314 Union Street
P.O. Box 1169 - West Springfield, Ma. 01090 U.S.A.
tel. 413-736-5462 - fax 413-732-3786
info@jswoodhouse.com

BOOM MOWERS FOR AGRICULTURE AND LIGHT GREEN MAINTENANCE


T250A T320A



Floating head system



Adjustable rear roller



Mechanical breakaway




Circular section power arms High Torsion Resistance



Drop forged parts for arm linkages



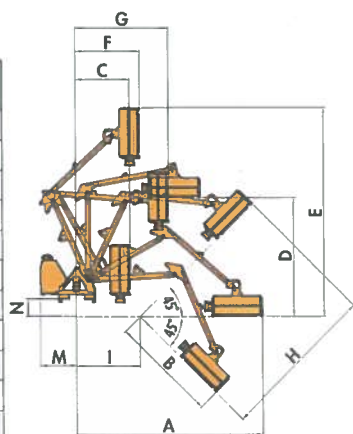
Oil cooler with thermostat (optional)



HP Tractor	20	25	30	35	40	Min. tractor weight lbs	Min. tractor width ft
T250A	[Green bar]					1543	3'3"
T320A		[Green bar]				1984	3'11"
T320A/R		[Green bar]				1984	3'11"

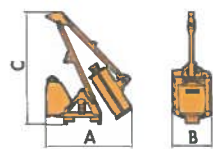
Working positions

Model Flailhead	T250A TME60	T320A TME80
A	ft 8'3"	10'7"
B	ft 3'8"	6'11"
C	ft 3'7"	2'11"
D	ft 5'8"	6'2"
E	ft 9'4"	11'11"
F	ft 3'5"	3'4"
G	ft 4'7"	5'5"
H	ft 6'8"	9'1"
I	ft 3'7"	3'7"
M	ft 2'0"	2'0"
N	ft 0'11"	0'11"



Transport dimensions

Model Flailhead	T250A TME60	T320A TME80
A	ft 4'10"	4'11"
B	ft 2'3"	2'3"
C	ft 5'1"	6'4"



Technical data

Model + Flail head	Max horizontal reach* ft	Weight incl. Flail head lbs	Articulated Y flails n.	Hydraulic oil gal	Rotor Rpm	PTO MAX Rpm	Flailhead angle °
T250A + TME60	8'3"	749	32	15,8	3.200	540	190°
T320A + TME80	10'7"	816	40	15,8	3.200	540	190°
T320A/R + TME80	10'7"	816	40	15,8	3.200	540	190°

* Reach measured from tractor centre line to head edge.

Machines with cable controls "Classic"

Model and Flail head	Net Distributor - \$	Suggested Retail - \$
T250A with flail head TME60	7880	13643
T320A with flail head TME80	8207	14209
Version for reversible drive		
T320A/R with flail head TME80	8451	14631

Machines with electric controls "Electra"

Model and Flail head	Net Distributor - \$	Suggested Retail - \$
T250A with flail head TME60	10886	18847
T320A with flail head TME80	11212	19411
Version for reversible drive		
T320A/R with flail head TME80	11457	19836

Machines with electric controls "Electra-Full" with rotor's electric switch

Model and Flail head	Net Distributor - \$	Suggested Retail - \$
T250A with flail head TME60	11500	19910
T320A with flail head TME80	11821	20466
Version for reversible drive		
T320A/R with flail head TME80	12071	20899

Options at an extra charge delivered separately as a kit (not mounted) **

	Length Inch.	Net Distributor - \$	Suggested Retail - \$
TST5017 Stabilizers to the tractor (any model)	25" - 35"	161	279
TD3703 Delta Yoke for stabilizers		160	277
TGA4611 Stabilizers for Delta Yoke	18" - 28"	139	240
T25001 Oil cooler for T250A		853	1477
T32008 Oil cooler for T320A e T320A/R		853	1477


** All options ordered will be shipped separately and relevant mounting as per owner's manual instruction will be at dealer's charge.

Flail head	TME60	TME80
Width (ft)	1'12"	2'7"
Rotor speed (rpm)	3200	3200
Blade tip speed (ft/sec)	167'	167'
Flail head angle	190°	190°
Weight (lbs)	154	176



TME
Direct drive

Flails TME

Code	Description	TME60 n.	TME80 n.	
0901133	Articulated Y blades for: grass and bushes, Ø max 3/4"	32	40	

* Attachment to the tractor 3 point hitch: at dealer's charge. It includes: fitting of the 'delta bracket' and adaption of the stabilizers to the tractor 3 point hitch, fitting of the controls in the cabine and Pto shaft fitting

Equipped with:

- Flail head
- CAT I - II lower linkages
- Cable or electric control depending from the elected version
- Mechanical breakaway
- Independent hydraulic System
- Flail head direct drive
- Bidirectional and reversible rotor
- 2 parking stands
- Floating Head System to follow ground contours
- Front and rear abrasion resistant guard on the flail head
- Adjustable rear roller
- Inner lining
- Aluminium bidirectional hydraulic motor
- Oil and PTO shaft



ASSOCIATE MEMBER



FERRI srl

Via Govoni, 30
44034 Tamara (FE) Italy
Tel. 011 39 0532 866866
Fax 011 39 0532 866851
info@ferrisrl.it - www.ferrisrl.it



North America Sales and Marketing Manager/FERRI

Ronald E. Roglis
Glenarm, Illinois 62536
Cell (314) 422-9460
Fax (217) 483-4123
E-mail: ron.roglis@gmail.com



J.S. Woodhouse Co., Inc.
1314 Union Street
P.O. Box 1169
West Springfield, Ma. 01090 U.S.A.
Tel. 413-736-5462
Fax 413-732-3786
E-mail: info@jwoodhouse.com