

Secondary Tillage

LANDSMAN[®] 6205



Invest in Quality[®]

MAXIMIZE CROP YIELD POTENTIAL AND PRODUCTIVITY

ACCEPTING TODAY'S RESIDUE CHALLENGE

Increased residue due to higher yields, Bt corn varieties and less "overwinter" stalk deterioration are just a few of the situations that can push field cultivator seedbed preparation systems beyond their design capabilities. The Landsman answers this challenge.

SOLUTIONS

Utilizing a unique 4-step tillage system, the Landsman offers unmatched productivity with a 6-bar frame for non-stop residue handling. Sizes to 45 feet produce up to 400 acres per day of ideal seedbed.

LANDSMAN VALUE

The agronomic benefits provided by the Landsman 4-step tillage system culminate in increased yield potential. Increasing crop yield is the most effective way to increase profitability. Independent agronomic and university studies have shown the 4-step tillage system provided superior yields to field cultivator and no-till systems.

COMBINATION SOIL FINISHER

LANDSMAN® 6205 in brief

Models	Working Width	Number of Shanks	Number of Disc Blades
6205-18	18'	25	24
6205-21	21'	29	26
6205-24	24'	33	32
6205-27	27'	37	36
6205-31	31'6"	43	40
6205-36	36'	49	46
6205-42	42'	57	54
6205-45	45'	61	60



Combination Soil Finisher EXCLUSIVE 4-STEP PROCESS

- 1 CUT RESIDUE**
Exclusive KUHN Krause Excalibur® VT blades with their 32-flute edge uniformly size residue for smooth flow through the machine. The 8° rear-angled gang minimizes lateral soil movement to improve the leveling action of shanks.
- 2 MIX**
Cultivator shanks provide thorough mixing action, dislodge weeds and settle soil. The Landsman® offers a choice of 7" spacing for smaller clod sizing and more residue coverage, or 9" spacing for maximum residue handling capabilities.
- 3 LEVEL SOIL**
Tine or spike harrows provide excellent clod breaking and additional leveling action. Choose the harrow system that best fits your cropping practice.
- 4 ENHANCE SEEDBED CONDITION**
The exclusive 24/7® Soil Conditioning Reel, available in 3-row tine with reel or 3-row spike with reel, accomplishes final clod sizing and soil firming with the ability to select a range of constant down pressure or float position to extend the weather/tillage window.

Return on Investment

- One pass with the Landsman offers these economic benefits:
- Reduction of tillage trips by at least one pass
 - Decreased fuel consumption
 - Efficient use of available labor



MAXIMUM RESIDUE MANAGEMENT

Crop residue management is critical for a healthy, productive soil environment. Sized residue, properly mixed into the soil, minimizes soil compaction, releases stored nutrients and aids in moisture infiltration. Residue cover provides protection against soil erosion from heavy rainfall and high winds.

The front-mounted gangs on the Landsman® are the beginning of this crop residue management process. The 8° gang angle and Excalibur® VT blades combine to minimize lateral soil movement. The exclusive 32-flute Excalibur VT blade uniformly sizes residue and begins the leveling process. The 9-1/8" blade spacing provides 24% more residue cutting force than competitive models with narrower blade spacing. Hydraulic gang depth control, providing on-the-go adjustment is standard.



MAXIMUM RESIDUE CAPACITY

The Landsman cultivator shanks provide thorough mixing action, dislodge weeds and settle soil. Two shank spacing options are available. For smaller clod sizing and average residue coverage, choose the 7" spacing. The 9" spacing easily accommodates heavy residue coverage. Kuhn Krause offers several agronomic shank choices to meet your specific needs.



SHANK AND LEVELING OPTIONS

Shank Choices

		Edge-On Shank	Flat Shank
		Lowers draft (less horsepower required)	Provides best soil and residue mixing
		Best performance in low to moderate residue conditions	Best performance in high residue conditions
Spring Mount	190 lb. point load maintains consistent depth in hard soils		
	15" trip height for protection in rocky soils		
	Ultra-rigid shank assembly virtually eliminates side-to-side movement		
K-Tine Mount	180 lb. point load		
	Vibrating action moves residue and shatters surface compaction		
	No pivots or bushings		

Spring Mount Design


KUHN Krause's spring mount design utilizes a single bolt to clamp the mount to the beam, greatly reducing setup time. The improved design also provides more strength and stability to the clamping surface for years of reliable operation.



Leveling Choices

24/7® Leveling Systems

Kuhn Krause offers a variety of harrows to meet your specific soil and residue requirements. These harrows are available for all sizes and provide time saving features to increase overall productivity.



Customized to fit your operation

ADDITIONAL FEATURES



GUARDIAN HITCH™

This exclusive option guards against stress on the tractor drawbar and implement frame. Lateral drawbar forces are transferred through the hitch pivot, where shock load from steering correction is dampened by urethane blocks.



TRACTOR INTERFACE CENTER

This standard feature prevents hydraulic hoses from binding in turns and adds operator convenience. The tractor interface system includes a hose routing chart, color coded hose grips, storage for light hookup and the owner's manual.



SINGLE-POINT DEPTH CONTROL

Standard on all Landsman models, single-point depth control allows fine tuning of working depth for precise seedbed conditions. The depth indicator is located on top of the tube for easy viewing.



GANG DEPTH ADJUSTMENT

Hydraulic gang depth adjustment is spring cushioned to protect against rock damage and allows on-the-go depth setting from equal to or 5" above the sweeps. This allows tailoring of residue coverage for fragile and non-fragile crop residues.



WALKING BEAMS

Walking beams allow for consistent working depth on rough ground and more stable road transport. The Landsman features walking beams on all machine sizes.



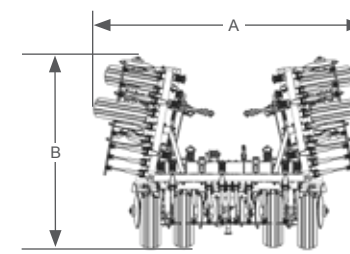
TWO REEL OPTIONS AVAILABLE

Choose from two agronomic conditioner designs. The heavy-duty round spiral reel provides clod sizing and firming in mellow, loam-type soils, and offers better performance in wet conditions. The heavy-duty flat spiral reel provides aggressive clod sizing in hard or high clay content soils.

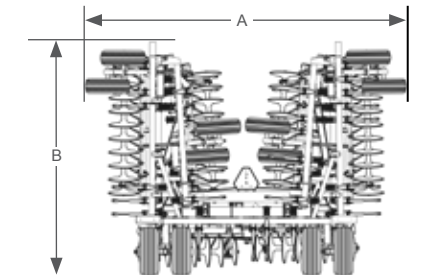


MAINTENANCE-FREE BEARINGS

- No daily grease maintenance required for the new PEER® TILLXTREME™ maintenance-free bearings, now incorporated into the Excalibur® VT gang assemblies and 24/7® conditioning reels.
- Spherical pivot bearings for each walking beam assembly require no grease, along with rocker and wing hinge pivots.



6205-18 to 6205-24



6205-27 to 6205-45









Model Specifications

	6205-18	6205-21	6205-24	6205-27	6205-31	6205-36	6205-42	6205-45
Specifications								
A Transport Width ¹	12' / 3.7 m			14'11" / 4.6 m				
B Transport Height ¹	9'6" / 2.9 m	11' / 3.4 m	12'6" / 3.8 m	12'6" / 3.8 m	14'6" / 4.5 m	13'6" / 4.2 m		
Frame Type	3-Section				5-Section			
Number of Blades	24	26	32	36	40	46	56	60
Blade Spacing	9-1/8" / 23.2 cm							
Number of Shanks	25	29	33	37	43	49	57	61
Shank Spacing	9" / 22.8 cm							
Working Width ²	18' / 5.5 m	21' / 6.5 m	24' / 7.4 m	27' / 8.3 m	31'6" / 9.7 m	36' / 11 m	42' / 12.9 m	45' / 13.8 m
Approximate Weight (lb / kg)	9,735 / 4516	10,142 / 4600	12,442 / 5644	14,107 / 6399	15,379 / 6976	18,361 / 8328	20,783 / 9427	21,426 / 9719
Gang Angle	8 degrees							
Standard Equipment								
Hitch Type	Combination CAT III Cast Clevis (1-1/2" Pin) with Cast C Clevis (1-1/4" Pin)			Guardian Hitch™, Combination 2" Pin Hole				
Leveling	Turnbuckle Adjustable, Self-leveling Hitch							
Hydraulics	Color-Coded Hydraulic Hose Grips							
Shank Mount	Spring Cushioned Shanks, 190 lb Point Load							
Shanks	25" Underframe Clearance, 1-3/4" x 5/8" Lower Shank, Edge-On Style							
Gangs	Hydraulically Adjustable Depth, Coil Spring Cushioned, 1-3/4" Diameter Gang Bolts, 6" Heavy-Duty Cast Iron Spools, PEER® TILLXTREME™ Maintenance-Free Bearings, Trash Bars							
Blades	20" 5mm Excalibur® VT Blades							
Taper Blades	Two 18" / 45.7 cm Diameter, 6 Gauge Smooth Blades							
Sweeps	10" / 25.4 cm Sweeps for 9" / 22.8 cm Spacing							
Center Section	Four 11L x 15 12-ply Walking Beams with Slip-In Spindles, Maintenance-Free Spherical Bearings, 6-Bolt Heavy-Duty Hubs		Four 11L x 15FI, Walking Beams with Slip-In Spindles, Maintenance-Free Spherical Bearings, 6-Bolt Heavy-Duty Hubs		Four 340/60R 16.5 Walking Beams with Slip-In Spindles, Spherical Bearings, 8-Bolt Heavy-Duty Hubs			
Wing Frame	Two IF240/80R15 Walking Beams with Slip-In Spindles, Maintenance-Free Spherical Bearings, 6-Bolt Heavy-Duty Hubs			Two 280/70R15, Walking Beams with Slip-In Spindles, Maintenance-Free Spherical Bearings, 6-Bolt Heavy-Duty Hubs		Inner Wings: Two IF280/70R15 Outer Wings: Two IF280/70R15 Walking Beams with Slip-In Spindles, Maintenance-Free Spherical Bearings, 6-Bolt Heavy-Duty Hubs		
Finishing Attachments	24/7® 3-Row Tine and Spiral HD Reel Combination Equipped with 11" Diameter Spiral Round Bar or Flat Bar, PEER® TILLXTREME™ Maintenance-Free Bearings							
Transport Locks and Safety	Hydraulic Valves, Transport and Wing Fold, Slow Moving Sign, High Visibility LED Lighting							
Optional Equipment								
Shank Spacing	7" / 17.8 cm							
Number of Shanks	31	35	41	45	53	61	71	77
Shank Mount	Two-Piece K-Tine, 180 lb Point Load Equivalent, 3" x 1/2" Leaf Spring,							
Shanks	25" Underframe Clearance, 1-3/4" x 5/8" Lower Shank, Flat or Edge-On Style							
Sweeps	9" / 22.8 cm Sweeps for 7" / 17.8 cm Spacing							
Finishing Attachments	24/7® 3-Row Spike Harrow and Spiral HD Reel with Round or Flat Bar, PEER TILLXTREME Maintenance-Free Bearings, 24/7® 4-Row Coil Tine Harrow, 2-1/2" Overall Spacing 24/7® 5-Row Spike Tooth Harrow, 3/4 x 11" Spikes, 1-1/2" Overall Spacing							
Rear Hitch	Rear Hitch with Extendable Tongue							
Operating Information								
Recommended Speed of Operation	5 - 7.5 mph / 8 - 12 km/h							
Recommended Working Depth	1" - 6" / 2.5 cm - 15.2 cm							
Recommended Tractor Power Range ³	7 - 9 PTO hp per Foot							

¹ Approximate transport width, height and weight shown with optional finishing attachments
² RTK working width
³ Estimates only. Horsepower requirements will vary by geography and soil type.

PRODUCT SYSTEMS

PRODUCT SYSTEMS

	Fall	Spring
Dominator® / Landsman®		
Landsaver® / Landsman®		
8320 Class III Disc Harrow / Landsman®		
4830/4835 In-Line Ripper / Landsman®		

Most Complete Secondary Tillage Line on the Market



1. Landstar™ 6405 / 2. 5635 Field Cultivator / 3. 4400 Packer / 4. Excelerator® 8005, Excelerator® XT 8010

For more information about your nearest **KUHN Krause** dealer and other **KUHN Krause** products, visit our website www.kuhn.com



Visit our YouTube channel to watch our latest product videos.



www.kuhn.com

Your KUHN Krause dealer

KUHN NORTH AMERICA, INC.

Corporate Headquarters
1501 West Seventh Avenue - Brodhead, WI 53520

Information given in this document is only for informational purposes and is non-contractual. Our machines are in compliance with North American safety standards. In our literature, and for improved illustration of certain details, some safety devices may not be in operating position. When operating these machines, these devices must be operated in accordance with the requirements indicated in the operator's manuals and assembly manuals. We reserve the right to change any designs, specifications or materials listed without further notice. Machines and equipment in this document can be covered by at least one patent and/or registered design. Trademarks cited in this document may be registered in one or several countries.

Find us on

