



# 2022 RAKES



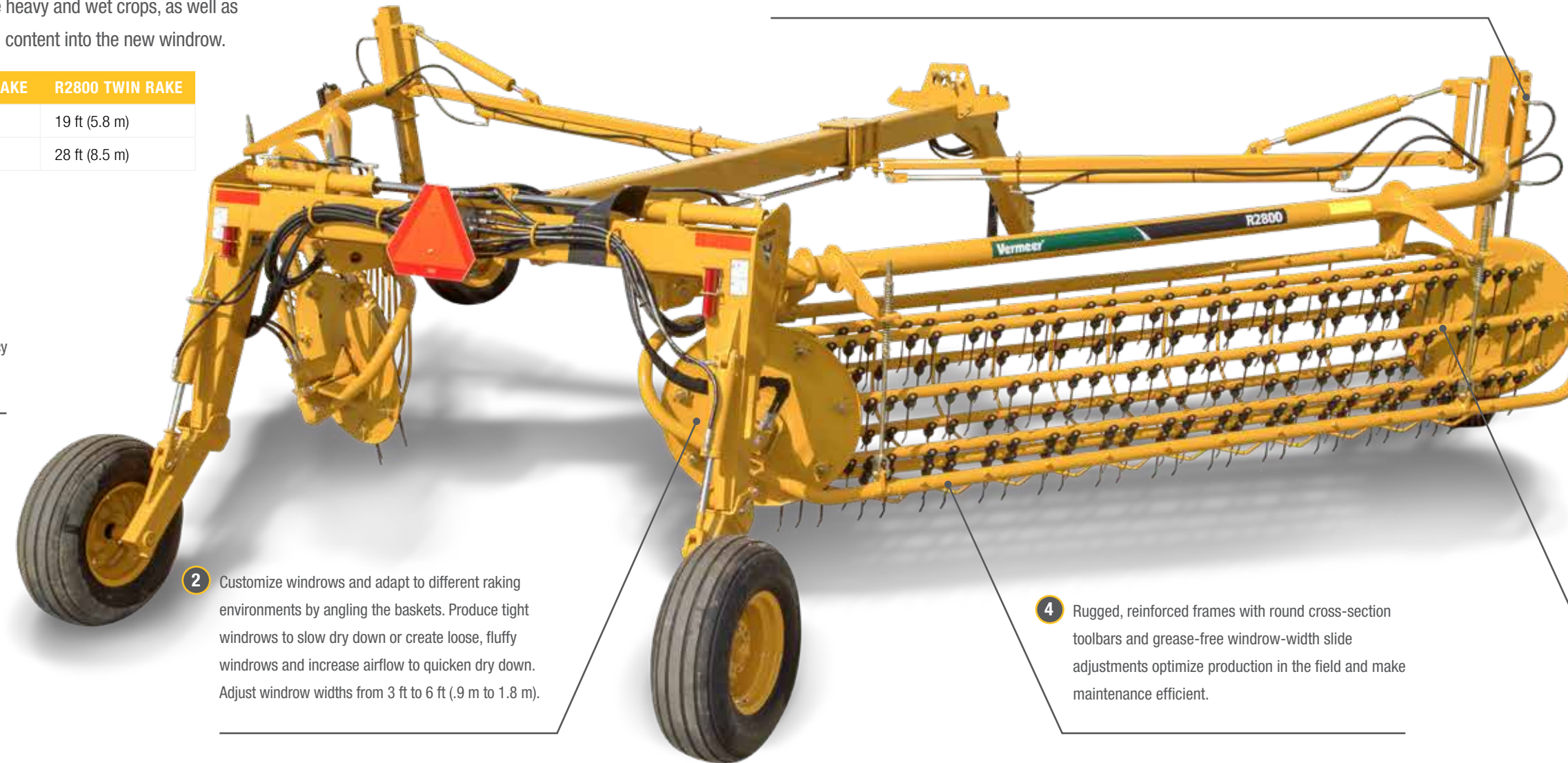


## R2300 AND R2800 TWIN RAKES

Vermeer R2300 and R2800 twin rakes are for those who need to cover several acres in a short period of time. Built for performance and durability, these machines help achieve fast dry down and make tightly rolled bales. They are designed to rake heavy and wet crops, as well as dry hay, while introducing minimal ash content into the new windrow.

SPECIFICATION	R2300 TWIN RAKE	R2800 TWIN RAKE
Raking width minimum	18 ft (5.5 m)	19 ft (5.8 m)
Raking width maximum	23 ft (7 m)	28 ft (8.5 m)

**1** Optional powered splitters spread hay in the center of the swath, combining it with the rest of the crop. This helps improve moisture control and consistency throughout the entire windrow.




**2** Customize windrows and adapt to different raking environments by angling the baskets. Produce tight windrows to slow dry down or create loose, fluffy windrows and increase airflow to quicken dry down. Adjust windrow widths from 3 ft to 6 ft (.9 m to 1.8 m).

**3** Rake and windrow widths can be changed hydraulically to help maximize raking efficiency and customize windrow shape to your baler pickup.

**4** Rugged, reinforced frames with round cross-section toolbars and grease-free windrow-width slide adjustments optimize production in the field and make maintenance efficient.



**5** Transportation is fast and convenient. Hydraulic control from the cab allows operators to navigate narrow gate openings and country roads with transport widths of 8.4 ft (2.6 m) on the R2300 and 8.5 ft (2.6 m) on the R2800.



**6** Six bar baskets on the R2300 (seven bar baskets on the R2800) mean maximized sweeping action, especially in high-volume conditions. Rubber-mounted tines can help reduce maintenance and service time.

# VR1428 AND VR2040 HIGH-CAPACITY WHEEL RAKES

Designed for high capacity, speed and maximized productivity, the VR1428 and VR2040 high-capacity wheel rakes are what operators need at the height of hay season.


SPECIFICATION	VR1428 HIGH-CAPACITY WHEEL RAKE	VR2040 HIGH-CAPACITY WHEEL RAKE
Raking width minimum	22 ft (6.7 m)	25 ft (7.6 m)
Raking width maximum	28 ft (8.5 m)	40 ft (12.2 m)

**1** With a lift/suspension cylinder on each wheel and the nitrogen-charged accumulator, adjusting the rake wheel pressure is efficient — operators can change pressure settings using a valve. The suspension system minimizes weight changes through the wheel float range. It also means minimized wear and tear on rake wheel teeth and minimal dirt and rocks in operators' hay.

**2** With automatic field transport locks, operators can engage and disengage the transport lock without leaving the tractor. The field transport locks will automatically lock when folding in and can be disengaged by pulling a rope from tractor seat.

**3** The frame design of the VR2040 allows operators to flex 40 in (101.6 cm) down or 66 in (167.6 cm) up, offering maximized vertical travel capabilities and flex. The VR1428 flexes 36 in (91.4 cm) down or 48 in (121.9 cm) up.

**4** One-piece rake arms in conjunction with hydraulic suspension on each rake wheel provide flexibility with less maintenance than similar-sized rakes that require a pivot joint and additional caster wheel in the middle of the rake arm.



**5** When in raking position, the rear wheels are positioned close to the tractor to handle a similar- to smaller-capacity — resulting in ease of maneuverability for such a large machine.






# VR820, VR1022 AND VR1224 CARTED WHEEL RAKES

VR820, VR1022 and VR1224 carted wheel rakes are designed for strength, wide-stance balance, reliability and versatility for a heavy diet of haying. Select an 8-, 10- or 12-wheel size to fit operators' needs.

SPECIFICATION	VR820 CARTED WHEEL RAKE	VR1022 CARTED WHEEL RAKE	VR1224 CARTED WHEEL RAKE
Raking width minimum	16.6 ft (5.1 m)	19 ft (5.8 m)	19.9 ft (6.1 m)
Raking width maximum	19 ft (5.8 m)	22.6 ft (6.9 m)	24.4 ft (7.4 m)

**1** Toolless adjustments help operators accommodate to windrow widths, raking angles and arm angles by resetting pin positions.

**2** Rubber torsion toolbar suspension lets operators adjust rake-wheel down pressure to match crop volume and conditions. This helps create clean, defined windrows and reduce wear on rake tines. No tools are needed to handle the user-friendly pin-setting adjustments.



**3** Transport is convenient thanks to flat-folding wheels that reduce height while center-folding toolbars reduce width. Hydraulic locks secure the frame, and a dual-hydraulic lift cylinder picks up arms. Greaseable, tapered roller bearings on both rake wheels and transport wheels help extend bearing life.

**4** Enable single-side raking in seconds without any tools by selecting either left- or right-side raking configurations.

**5** The optional center splitter's dual-angled, ground-driven rake wheels split the crop to allow the center swath the same even dry down as the rest of the windrows. The splitter also lifts and locks hydraulically for transport and can be raised and lowered when turning tight corners.



## RR140 ROTARY RAKE

Rake efficiently in wet or dry hay. This versatile, side-delivery rotary rake is designed for those focused on quality of crops and light, fluffy windrows. The RR140 rotary rake has a maximum raking width of 15.1 ft (4.6 m) with a low 30-hp (22.4-kW) tractor requirement, ideal for small operations.



**1** With a transport width of 6.6 ft (2 m), the RR140 has perimeter guarding on both sides, which folds directly up, and the 11 arms hook into storage locations on the tongue. This provides ability to transport on narrow roads and through gate openings.

**2** Hydraulic lift and rake adjustments assist in getting up and over windrows while minimizing ash content. Two lift cylinders work off the same circuit to allow operators to adjust raking height from the tractor. There is also a manual crank that sets the rake pitch.

**3** The RR140 is equipped with 11 arms, each with four double tines. The RR140 is gentle on the crop and allows for air-flow through the windrows for quick dry down.



### RAKE SPECIFICATIONS



### RAKE SPECIFICATIONS

SPECIFICATION	R2300 TWIN RAKE	R2800 TWIN RAKE
<b>DIMENSIONS AND WEIGHTS</b>		
Raking width minimum	18 ft (5.5 m)	19 ft (5.8 m)
Raking width maximum	23 ft (7 m)	28 ft (8.5 m)
Windrow width minimum	36 in (91.4 cm)	30 in (76.2 cm)
Windrow width maximum	72 in (182.9 cm)	84 in (213.4 cm)
Transport width	8.4 ft (2.6 m)	8.5 ft (2.6 m)
Transport length	21.8 ft (6.6 m)	24.8 ft (7.5 m)
Transport height	5.9 ft (1.8 m)	6.9 ft (2.1 m)
Total weight	3,220 lb (1,460.6 kg)	4,540 lb (2,059.3 kg)
Tongue weight	1,400 lb (635 kg)	1,960 lb (889 kg)
Transport tire size	ST205/75D15	11L-15
Drive	Hydraulic	Hydraulic
<b>RAKING COMPONENTS</b>		
Tines per basket	120	182
Bars per basket	6	7
Basket length	9.5 ft (2.9 m)	12 ft (3.7 m)
Single-side raking	NA	Optional
<b>TRACTOR REQUIREMENTS</b>		
Minimum tractor horsepower	35 hp (26.1 kW)	70 hp (52 kW)
Hydraulic type	2 double acting	2 double acting
Hydraulic pressure	1,800 psi (124.1 bar)	1,800 psi (124.1 bar)
Hydraulic flow rate	8 gpm (30.3 L/min)	8 gpm (30.3 L/min)
<b>FEATURES</b>		
Highway lights	Optional	Optional
Center splitter	Optional powered	Optional powered

SPECIFICATION	VR820 CARTED WHEEL RAKE	VR1022 CARTED WHEEL RAKE	VR1224 CARTED WHEEL RAKE
<b>DIMENSIONS AND WEIGHTS</b>			
Raking width minimum	16.6 ft (5.1 m)	19 ft (5.8 m)	19.9 ft (6.1 m)
Raking width maximum	19 ft (5.8 m)	22.6 ft (6.9 m)	24.4 ft (7.4 m)
Windrow width minimum	31 in (78.7 cm)	19 in (48.3 cm)	21 in (53.3 cm)
Windrow width maximum	80 in (203.2 cm)	82 in (208.3 cm)	98 in (248.9 cm)
Transport width	10 ft (3.1 m)	10 ft (3.1 m)	10.2 ft (3.1 m)
Transport length	20.2 ft (6.2 m)	20.2 ft (6.2 m)	23 ft (7 m)
Transport height	9.4 ft (2.9 m)	9.4 ft (2.9 m)	8.5 ft (2.6 m)
Total weight	1,370 lb (621.4 kg)	1,520 lb (689.5 kg)	1,812 lb (821.9 kg)
Tongue weight	200 lb (90.7 kg)	300 lb (136.1 kg)	230 lb (104.3 kg)
Transport tire size	ST205/75D15	ST205/75D15	ST205/75D15
Flotation	Rubber torsion on toolbar	Rubber torsion on toolbar	Rubber torsion on toolbar
<b>RAKING COMPONENTS</b>			
Number of rake wheels	8	10	12
Rake wheel diameter	55 in (139.7 cm)	55 in (139.7 cm)	55 in (139.7 cm)
Teeth per wheel	40	40	40
Tooth diameter	.3 in (7 mm)	.3 in (7 mm)	.3 in (7 mm)
Rake wheel wind discs	Optional	Optional	Optional
<b>TRACTOR REQUIREMENTS</b>			
Minimum tractor horsepower	30 hp (22.3 kW)	30 hp (22.3 kW)	30 hp (22.3 kW)
Hydraulic type	1 double acting	1 double acting	1 double acting
Hydraulic pressure	1,500 psi (103.4 bar)	1,500 psi (103.4 bar)	1,500 psi (103.4 bar)
Hydraulic flow rate	5 gpm (18.9 L/min)	5 gpm (18.9 L/min)	5 gpm (18.9 L/min)
<b>FEATURES</b>			
Safety chain	Optional	Optional	Optional
Center splitter	Optional	Optional	Optional

SPECIFICATION	VR1428 HIGH-CAPACITY WHEEL RAKE	VR2040 HIGH-CAPACITY WHEEL RAKE	RR140 ROTARY RAKE
<b>DIMENSIONS AND WEIGHTS</b>			
Raking width minimum	22 ft (6.7 m)	25 ft (7.6 m)	12.7 ft (3.9 m)
Raking width maximum	28 ft (8.5 m)	40 ft (12.2 m)	15.1 ft (4.6 m)
Windrow width minimum	36 in (91.4 cm)	36 in (91.4 cm)	28 in (71.1 cm)
Windrow width maximum	72 in (182.9 cm)	72 in (182.9 cm)	55 in (139.7 cm)
Transport width	10.5 ft (3.2 m)	12 ft (3.7 m)	6.6 ft (2 m)
Transport length	31.1 ft (9.5 m)	38 ft (11.6 m)	16.4 ft (5 m)
Transport height	6.3 ft (1.9 m)	6.3 ft (1.9 m)	8.5 ft (2.6 m)
Total weight	5,040 lb (2,286.1 kg)	6,780 lb (3,075.4 kg)	1,676 lb (760.2 kg)
Tongue weight	1,300 lb (589.7 kg)	1,840 lb (834.6 kg)	221 lb (100.2 kg)
Transport tire size	11L-15	14L x 16.1	18 x 8.5-8
Flotation	Hydraulic	Hydraulic	NA
Drive	Ground driven	Ground driven	PTO, 540 rpm
<b>RAKING COMPONENTS</b>			
Number of rake wheels	14	20	NA
Rake wheel diameter	55 in (139.7 cm)	55 in (139.7 cm)	NA
Teeth per wheel	40	40	NA
Tooth diameter	.3 in (7 mm)	.3 in (7 mm)	NA
Rake wheel wind discs	Optional	Optional	NA
Rotor diameter	NA	NA	135 in (3.4 m)
Number of tine arms	NA	NA	11
Number of double tines per arm	NA	NA	4
<b>TRACTOR REQUIREMENTS</b>			
Minimum tractor horsepower	40 hp (29.8 kW)	60 hp (44.7 kW)	30 hp (22.4 kW)
Hydraulic type	Standard — 3 double acting; Optional — 2 double acting with electric/hydraulic control kit	Standard — 3 double acting; Optional — 2 double acting with electric/hydraulic control kit	1 single acting
Hydraulic pressure	1,800 psi (124.1 bar)	1,800 psi (124.1 bar)	1,800 psi (124.1 bar)
Hydraulic flow rate	5 gpm (18.9 L/min)	5 gpm (18.9 L/min)	8 gpm (30.3 L/min)
<b>FEATURES</b>			
Safety chain	Optional	Optional	NA
Center splitter	Optional	Optional	NA

**Vermeer Corporation**  
**1410 Vermeer Road East**  
**Pella, Iowa 50219**  
**800-370-3659 • [vermeer.com](http://vermeer.com)**

Vermeer Corporation reserves the right to make changes in engineering, design and specifications; add improvements; or discontinue manufacturing at any time without notice or obligation.

Equipment shown is for illustrative purposes only and may display optional accessories or components specific to their global region. Please contact your local Vermeer dealer for more information on machine specifications.

Specifications, descriptions and illustrative material herein are as accurate as known at time of publication, but are subject to change without notice. Availability of some models and equipment builds varies according to the country in which the equipment is used.

Vermeer and the Vermeer logo are trademarks of Vermeer Manufacturing Company in the U.S. and/or other countries.

© 2021 Vermeer Corporation. All Rights Reserved.

LF 21-01034 08/21 ML (14K) / PN#510505091

**Vermeer**



**2022 RAKES**