

# X8

660-670-680 VT DRIVE



**MCCORMICK**





# MCCORMICK X8, ALL THE POWER **YOU NEED**

At McCormick high power has a name: The X8.

Boasting over 300 hp, the X8 tractor series combines true power with comfort and style. Specially designed for demanding contractors who work full time on farming businesses, X8 tractors have been developed with an eye for the functional potential offered by electronics and designed to seamlessly integrate future technologies.

To meet tomorrow's challenges, the X8 series offers the operator a variety of high-grade features: automotive-style hood and fenders, a fully redesigned Premiere Cab with ergonomically-arranged, easy-to-use controls for the four-stage VT-Drive transmission, a bright DSM touchscreen monitor, a high-performance hydraulic system with 56 gpm (212 l/min) flow rate and electro-hydraulic remote valves, and powerful Betapower Fuel Efficiency engines capable of delivering up to 310 hp for the X8.680 model.

**The X8 VT-Drive Range:  
a perfect blend of power and style**

# HIGHLIGHTS

## Cab

- Large, 4-post design with flat foot deck and two doors
- Hydraulic cab suspension
- Climate controlled, air-suspended swivel seat available
- Multi-function armrest control center with integrated control handle
- 12-inch color, touch screen ISOBUS monitor
- "Hide-away" folding instructor's seat
- Auto climate control
- Instrument cluster tilts and telescopes with steering wheel

## Engine

- BETAPOWER 6.7 liter, 6-cylinder diesel engine
- Heavy, cast steel front frame and chassis
- Electronic engine management with high pressure common rail direct fuel injection
- Electronically controlled variable geometry turbocharger (eVGR) with intercooler
- Advanced HI-SCR+DOC after-treatment emissions technology
- Pivoting front radiators for easy access
- 145 gallon (550 liter) fuel tank

## Transmission

- VT-Drive continuously variable transmission
- Infinite travel speeds from creeper to 32 mph (50 kph)
- Smooth acceleration and constant traction
- Four programmable virtual operating ranges
- Transmission controls integrated into right hand EasyPilot controller
- Remote shuttle capability
- Optimum performance with high fuel economy
- Simple operation with three modes: AUTO, MANUAL, PTO

## Hydraulics

- Closed center, load sensing system
- 56 gpm (212 lpm) flow dedicated to hitch and implements
- Up to 6 rear remote valves, electronically operated
- Fingertip controls for all hydraulic services
- Electronic rear hitch control capable of lifting 26,450 lb (12,000 kg)
- Front hitch standard with up to 11,000 lb (5,000 kg) of lift
- Separate, dedicated hydraulic oil reservoir
- Electronic, variable rate steering valve
- Separate dedicated transmission oil reservoir

## Axles


- Massive flanged rear axle with hydraulic wet disc brakes and fully locking differential
- Planetary final drives with isolated gear oil
- 3-speed rear PTO (540E/1000/1000E) with electronic, wet-clutch engagement
- Hydraulically suspended front axle with wet disc front brakes and locking differential
- Automatic 4-wheel braking system
- Bolt-on bar axle adaptor for rear duals

## Body & Technology

- New hood design reflects the McCormick family styling
- Rear fenders with fixed extensions
- Opening roofline window for ventilation and visibility
- Cab access steps on both sides
- Robust work lighting package with superior LEDs located around the cab and hood
- ISOBUS (ISO 11783) compliant with rear implement plug
- "Auto Guidance Ready" capable from the factory

MODEL	MAX HP
<b>X8.660</b>	264
<b>X8.670</b>	286
<b>X8.680</b>	310





**ENGINE**

BETAPOWER, 6.7 L

**CAB**

LARGE, SUSPENDED

**HOOD DESIGN**

FAMILY STYLE

**REAR HITCH**

26,450 LB LIFT

**HYDRAULICS**

CCLS, HIGH-FLOW

**TRANSMISSION**

VT-DRIVE (CVT)

**CHASSIS**

CAST FRONT FRAME

**FRONT AXLE**

SUSPENDED

**REAR PTO**

540E/1000/1000E

# ALWAYS READY TO WORK


When sitting behind the wheel of the X8, you will enjoy the panoramic view only a Premiere Cab can provide. The VT Easy Pilot handle allows the operator fingertip control of all tractor functions. The air-suspended swivel seat with anti-vibration system and backrest ventilation combined with cab and independent front axle suspension minimizes shock ensuring the operator has a superior ride comfort in any condition. The automotive-grade fit and finish further enhances the operator comfort. The cab is pressurized to keep a clean, dust-free environment, while a highly-efficient automatic climate control maintains the desired cab temperature whatever the outdoor weather conditions.



The modern 12-inch DSM touch-screen monitor is bright and provides easy and intuitive control of tractor functions. The multi-function armrest integrated into the seat frame accommodates the main tractor controls.



The driving position features a large and stylish air-suspended driver seat that can be optionally equipped with heating and ventilation system. Instructors can also travel in comfort thanks to an innovative, upholstered buddy seat, which neatly folds away to allow easier and safer access to the cab.



The automatic climate controls are conveniently built into a stylish roof console. An opening transparent roof hatch provides extra visibility for loader operations.

The hydraulic cab suspension, standard on the X8 tractor, provides superior levels of performance, ensuring maximum ride comfort and safety on all terrains.





**MCCORMICK**



X8.680

McCORMICK

VGT  
DRIVE



# UNCOMPROMISING DESIGN



In designing the X8 series, our primary goal was to build a tractor which combined advanced features with unequalled style and comfort. With its amazing design, the McCormick X8 makes farmers and contractors excited and proud to drive it. The hood and fenders with their sharp, dynamic lines give this tractor an aggressive and attractive look, while the automotive-style LED lights seamlessly integrated into the front grill highlights the McCormick family styling.

The four-post cab with its large glass surfaces and transparent roof hatch provides exceptional visibility in all directions. In addition, roof-mounted work lights provide excellent illumination for night work. The X8 tractor also features wrap-around fenders with fixed extensions and two latest-generation LED tail lights.

The fuel tank incorporates four well-spaced access steps for the operator to easily get in and out of the cab. The fuel tank further integrates the SCR catalytic converter which connects seamlessly to the muffler exhaust pipe fitted onto the right cab post. Thanks to all these features, the X8 will simply amaze you with its appealing look and outstanding performance.

## McCormick X8, innovative in every way

With the X8 series breaking the 300hp barrier, McCormick continues its commitment to expand its product line. The X8 series offers three models with power ratings of 264, 286 and 310 hp. They are powered by Betapower Fuel Efficiency six-cylinder engines with electronically-controlled variable-geometry turbocharger and SCR exhaust gas after-treatment technology that meet the Tier4 emission regulations. To match the new power levels, the X8 series has been equipped with our new VT-Drive four-stage continuously variable transmission.

The closed-centre hydraulic system features a load-sensing variable-displacement pump that provides a flow rate of 56 gpm (212 lpm) and operates up to ten Bosch electrohydraulic remote valves. The electronically-controlled rear hitch is equipped with lower link draft sensing for accurate implement control

and provides a maximum lift capacity of 26,450lbs (12000 kg). The electro-hydraulically engaged rear PTO offers three standard speeds: 540E/1000/1000E rpm. The X8 also comes with a certified ISOBUS system which allows the operator to control compatible implements through a dedicated menu included in the 12-inch DSM touch screen monitor.

Standard equipment also includes a front hitch with a lift capacity of 11,000lbs (5000 kg) and a front 1000rpm-PTO. The front axle is equipped standard with an electronically-controlled centre-pivot suspension system and wet multi-disc brakes to ensure safe positive stopping and driving comfort. The new X8 series also impresses with its stylish bodywork and with the aggressive lines of its cab, hood and fenders matching the modern McCormick family styling.



**ENGINE**

The X8 series tractors feature Powerful Beta-power 6.7L, six-cylinder engines that deliver power ratings of 264, 286 and 310 hp. These engines are equipped with electronically-controlled variable-geometry turbocharger, common rail injection system and SCR exhaust gas after-treatment technology and meet Tier4 emission regulations. The engine is located within a rugged chassis which helps reduce noise and vibration levels within the cab. The tilt-up hood opens wide to provide easy access to the engine compartment for routine service and maintenance. The coolers located in front of the radiator open fully from a single latch to provide easy cleaning in dusty conditions.

**TRANSMISSION**

The VT-Drive transmission is a continuously variable transmission that provides an infinite number of speed ratios from zero to the 32 mph (50 kph). This transmission offers four speed ranges that allow the use of

specific implements at varying speeds which can be programmed by the operator. The VT Easy Pilot handle integrated into the multi-function armrest features a series of buttons that allow the operator to select speeds and ranges and to operate different functions such as the remote shuttle, rear hitch raise lower, cruise control, one remote valve and the headland management. All functions are clearly displayed on the instrument panel and on the DSM touch screen monitor.

**AXLES**

Outstanding traction and excellent maneuverability ensure optimum grip and stability, resulting in improved driving comfort in the field and on the road. The front suspended axle with center pivot is equipped with wet multi-disc brakes, four-wheel drive engagement and full locking differentials. Specially designed to match the power of the X8, the rear axle is sturdy and reliable and features wet multi-disc brakes.

**HYDRAULIC SYSTEM**

The X8 series tractors feature a closed-center hydraulic system with variable-displacement pump. This means that the pump always delivers exactly the quantity of oil that the system requires, thereby eliminating unnecessary power waste. A high-flow pump provides 56 gpm (212 l/min) of flow. The electronically-controlled rear hitch is equipped with lower link draft sensing for accurate implement control and provides a maximum lift capacity of 26,450 lbs (12000 kg). The X8 tractors come standard with 4 electro-hydraulically controlled rear remote valves.

**ISOBUS SYSTEM**

The X8 series comes standard with ISOBUS system. This technology utilizes the tractor CANBUS network and allows the operator to manage the implement operating parameters and performance via a dedicated menu in the DSM monitor. The ISOBUS system allows communication between tractor, implement and on-board computer by synchronising the data exchange for improved operating efficiency.

**PTO**


The X8 range has been designed to operate in a variety of conditions with heavy, power-demanding implements. The PTO offers three speeds: 540E, 1000 and 1000 rpm and the driveline design ensures minimal power loss and therefore maximum productivity. An electro-hydraulically operated clutch enables smooth and modulated engagement of the PTO, ensuring a soft start-up of the implement. External PTO and hitch controls are located on the rear fenders making it easier to attach implements from the ground.

**FRONT HITCH & PTO**

The X8 series features as standard a front hitch with a lift capacity of up to 11,000 lbs (5000 kg). Also standard is a front PTO with a dedicated remote valve.

**AUTO PTO**

The Auto PTO feature will automatically disengage and reengage the PTO at three-point linkage heights set by the operator, this reduces implement driveline damage and gives the operator precise control of the implement during headland turns.





## MCCORMICK PARTS AND SERVICE: YOUR AFTER SALES RESOURCE

Even in spare parts and after-sales services, the McCormick brand is always a symbol of quality and reliability. Original McCormick parts, manufactured according to the highest quality standards, ensure the best performance and safety of each tractor because they are developed by the same team that designs and builds our tractors. Parts are delivered to our dealers quickly and efficiently, with each piece being

guaranteed for 12 months. Service is carried out by specialized personnel equipped with the most advanced diagnostic technology. Our competent service team is knowledgeable, reliable and oriented to problem solving.

Choosing McCormick means choosing excellence.

**MICK**

**PARTS & SERVICE**



**McCormick**

## FRONT END LOADERS

Loader Model		L88
Loader Type		Self Leveling
Max. Lift Height at Pivot Pin	in (mm)	195 (4960)
Lift Capacity to Full Height 31.5" (800mm) Fwd of Pivot Pin	lb (kg)	5,710 (2590)
Breakout Force at Ground Level 31.5" (800 mm) Fwd of Pivot Pin	lb (kg)	8,000 (3636)
Bucket Rollback Force at Ground Level 31.5" (800mm) Fwd of Pivot Pin	lb (kg)	9,940 (4518)



Tractor Model		X8.660	X8.670	X8.680
<b>Performance</b>				
Rated Engine HP @ 2100 RPM	HP (kW)	258 (190)	271 (199)	301 (221)
Max. Engine HP @ 1800 RPM	HP (kW)	264 (194)	286 (210)	310 (228)
PTO HP @ Rated 2000 RPM*	HP (kW)	215 (158)	231 (170)	258 (190)
Max. Engine Torque @ 1400 RPM	lb ft (Nm)	835 (1132)	880 (1194)	945 (1282)
Torque Rise		37%	32%	28%
<b>Engine</b>				
Engine Type	BETAPOWER diesel engine; Tier 4 using eVGR and advanced Selective Catalytic Reduction (SCR) technology			
Engine Size	6.7 Liter, 6-cylinder set in front frame chassis			
Fuel / DEF Capacity	gal (liter)	145 (550) / 18.5 (70)		
<b>Drive Train</b>				
Transmission Type	'VT-Drive' continuously variable transmission (CVT) with infinite speeds and seamless acceleration; 32 mph (50 kph) capable			
Ranges and Operating Modes	4 adjustable virtual operating ranges (creeper, field, work, transport); 3 operating models (Auto, Manual, PTO); cruise control			
Rear/Front Axle	Heavy duty rear axle; internal planetary final drives; wet disc brakes; flange axle with bar axle adaptors / Suspended front axle standard			
Differential Lock	Front and rear fully locking differentials; electronic control; hydraulic engagement			
4wd Front Axle	Hydraulically suspended; push button engagement; center locking differential; outboard planetary final drives; wet disc brakes			
<b>Hydraulics, 3-point Hitch, PTO</b>				
Implement Hydraulic System Type/Max. Flow	gpm (lpm)	Closed Center PFC with dedicated variable piston pump / 56 (212) standard [30 (115) for steering]		
Rear Remote Valves	4 standard; up to 6 available			
3-point Hitch Type	Category 3 / 4N (narrow), electronic control rear hitch; Category 3 front hitch standard			
3-point Lift Capacity @ Hitch	lb (kg)	26,450 (12,000) on rear hitch; 11,000 (5,000) on front hitch		
PTO Rear/Front	540E / 1000 / 1000E standard; electro-hydraulic engagement; wet multi-disc PTO clutch; rear fender controls / 1000 front PTO standard			
<b>Operator's Area</b>				
Cab	Large 4-post structure; 2 doors; flat foot deck; hydraulic suspension; auto climate control; roofline window; LED lighting package standard			
Seat and Front Dash	Deluxe air suspended seat; tilt and telescopic steering wheel; hide-away instructor's seat; front dash with user interface			
Integrated Display	12 inch (305 mm) touch screen color display; ISO 11783 (ISOBUS) compliant with rear connector			
Wheelbase	in (mm)	118 (3,000)		
Height Over Cab with Factory Wheels	in (mm)	134 (3,400)		
Overall Length with Front Ballast Weight	in (mm)	203 (5,150)		
Base Weight without Ballast	lb (kg)	23,810 (10,800)		
Gross Vehicle Weight (GVW)	lb (kg)	39,683 (18,000)		

\* Manufacturer's calculated estimate. +/- 5% tolerance.



McCormick North America  
[www.McCormickNA.com](http://www.McCormickNA.com)

updated: 03.10.2020

