


5D KEYLINE SERIES



DEUTZ-FAHR

5070D Keyline – 5080D Keyline

5090D Keyline – 5100D Keyline





5D KEYLINE SERIES. SIMPLY WORK MORE ECONOMICALLY.

All imaginable types of farmyard work, light transport applications and field work in moderately sized areas – the new 5D Keyline Series models are simply ideal for smaller and part-time farms. Simply impressive technology: the three-cylinder FARMotion engines with optimised displacement deliver 65 h.p. (48 kW) to 97 h.p. (71 kW) with top performance, fuel efficiency and the best emissions values. Electronic common-rail injection at 2,000 bar, exhaust recirculation, intercooling, DOC exhaust after-treatment, compact radiator with Visco fan and PowerCore air filter – this really is state-of-the-art engine technology. There are two mechanical five-speed shuttle transmissions to choose from: 15 + 15 or 30 + 15 gears. Simply efficient: all of these vehicles reach a top speed of 40 km/h at just 1,870 rpm. All 5D Keyline models feature a four-wheel drive system and four-wheel brakes. The four-wheel drive and 100% differential lock have electro-hydraulic controls. Simply versatile: 50 l/min hydraulic pump for up to three mechanically controlled valves in the rear, rear power lift with 3,500 kg lifting capacity and PTO with up to three speeds. Simply comfortable cabin: with 360-degree all-round visibility, wide doors and highly ergonomic operation. The new 5D Keyline Series models are the right choice for anybody wanting to work simply economically.




FARMotion engines with electronic 2,000 bar common-rail injection, exhaust recirculation and DOC system.



Compact radiator with Visco fan and PowerCore air filter for maximum engine efficiency.



Mechanical transmission with up to 30 + 15 gears, 40 km/h at 1,870 rpm.



Electronically activated four-wheel drive and 100% differential lock, four-wheel brake and 55-degree steering angle.

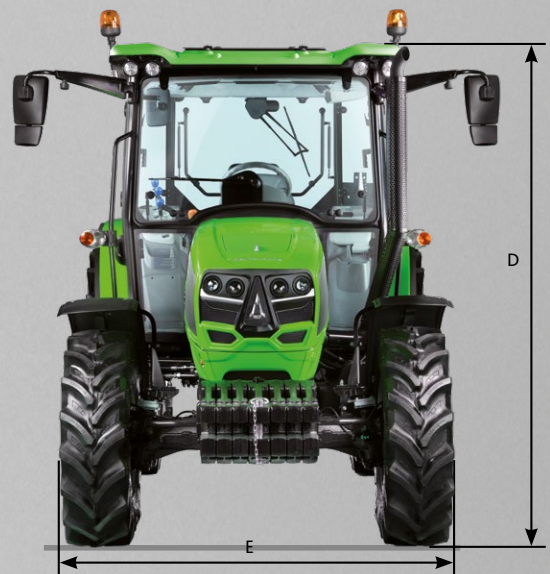
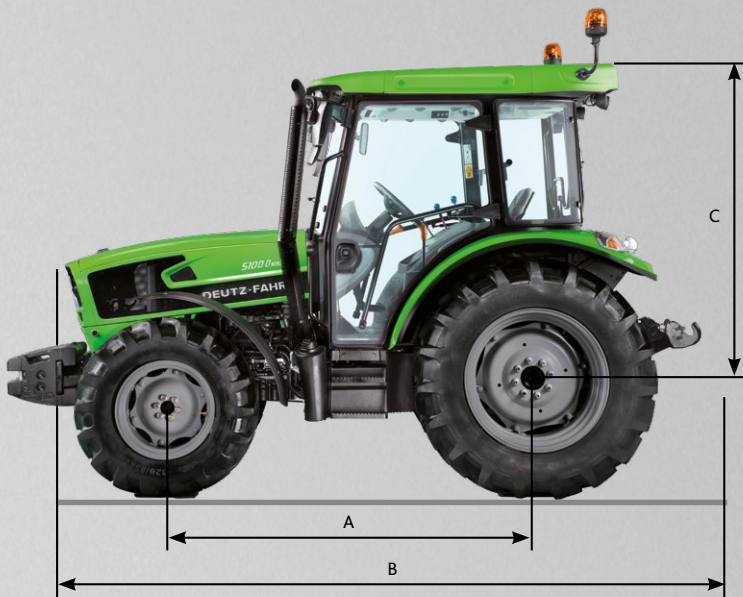


50 l/min hydraulic pump, up to three control valves, 3,500 kg rear power lift, 540/540ECO/1000 PTO.



Cabin comfort. 360-degree all-round visibility, highly ergonomic operation and choice of two roof options.


TECHNICAL DATA		5D Keyline SERIES			
		5070	5080	5090	5100
ENGINE					
Emission stage		Stage III B	Stage III B	Stage III B	Stage III B
Type		FARMotion	FARMotion	FARMotion	FARMotion
Cylinders / displacement	n°/cm3	3/2887	3/2887	3/2887	3/2887
Turbo intercooler		●	●	●	●
Max. power (ECE R120) @2000 rpm	kW/hp	48/65	55,4/75	65/88	71/97
Power at rated engine speed (ECE R120) @2200 rpm	kW/hp	48/65	55,4/75	61,6/84	67,3/92
Max. torque @1600 rpm	Nm	292	342	354	369
Torque backup	%	41	43	32	27
Electronic engine management		●	●	●	●
Fuel tank capacity	litres	90	90	90	90
TRANSMISSION					
Synchronised mechanical shuttle transmission		●	●	●	●
5-speed transmission 15 + 15 with creeper gear (40 km/h ECO)		●	●	●	●
5-speed transmission 30 + 15 with splitter and creeper gear (40 km/h ECO)		○	○	○	○
Electrohydraulic engagement for 4WD and differential lock		●	●	●	●
Hydraulic trailer brake		○	○	○	○
REAR PTO					
Mechanical engagement		●	●	●	●
PTO 540/540ECO		●	●	●	●
PTO 540/540ECO/1000		○	○	○	○
Groundspeed PTO		○	○	○	○
REAR LIFT					
Mechanical rear lift		●	●	●	●
Max. lifting capacity (STD / OPT)	kg	2500 / 3500	2500 / 3500	2500 / 3500	2500 / 3500
Hydraulic system	l/min	50	50	50	50
Rear spool valves	ways	4/6	4/6	4/6	4/6
CAB					
Digital display		●	●	●	●
Adjustable steering column		●	●	●	●
Air condition		○	○	○	○
High visibility roof		○	○	○	○
DIMENSIONS AND WEIGHTS					
Front tyre		280/85 R20"	280/85 R20"	360/70 R20"	360/70 R20"
Rear tyre		380/85 R28"	380/85 R28"	420/70 R30"	420/70 R30"
Wheelbase (A)	mm	2100	2100	2100	2100
Length (B)	mm	3860	3860	3860	3860
Height (C) from rear axle (centre) to cab	mm	1820	1820	1820	1820
Total height (D)		2470	2470	2495	2495
Width (E)	mm	1795	1795	1882	1882
Weight	kg	3200	3200	3200	3200
Admissible load	kg	5200	5200	5200	5200



The technical information and images are for guidance only. DEUTZ-FAHR constantly endeavours to offer products that meet customer requirements more closely and therefore reserves the right to make updates at any time and without prior notice.

● = standard ○ = optional – not available

For further information, contact us or visit deutz-fahr.com.

DEUTZ-FAHR is a brand of  SDF

