

Technical sheet :

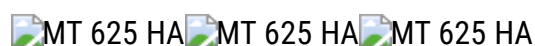
# MT 625 HA



Capacities		Metric
Max. capacity		2500 kg
Max. lifting height		5.85 m
Max. outreach		3.40 m
Breakout force with bucket		3427 daN
Weight and dimensions		
Overall length to carriage	l11	3.90 m
Overall width	b1	1.81 m
Overall height	h17	1.92 m
Wheelbase	y	2.30 m
Ground clearance	m4	0.33 m
Overall cab width	b4	0.79 m
Tilt-up angle	a4	12 °
Tilt-down angle	a5	117 °
External turning radius (over tyres)	Wa1	3.31 m
Unladen weight		5130 kg
Overall weight		4800 kg
Tyres type		Pneumatic
Standard tyres		Solideal 12-16,5 12PR SKS XT TL
Forks length / width / section	l / e / s	1200 mm x 125 mm / 45 mm
Performances		
Lifting		7.80 s
Lowering		5.50 s
Extension		5.40 s
Retraction		3.50 s
Crowd		3 s
Dump		3 s
Engine		
Engine brand		Kubota
Engine nom		Stage V
Engine model		V3307-CR-TE5B
Number of cylinders / Capacity of cylinders		4 - 3331 cm³
I.C. Engine power rating - Power (kW)		55.92 kW / 55.40 kW
Max. torque / Engine rotation		265 Nm @ 1400 rpm
Drawbar pull (Laden)		3550 daN
Transmission		
Transmission type		Hydrostatic
Number of gears (forward / reverse)		2 / 2
Max. travel speed		24.90 km/h
Parking brake		Automatic negative parking brake
Service brake		Oil-immersed multi-discs braking on front axles
Axle Manufacturer		Dana
Hydraulics		
Hydraulic pump type		Gear pump
Hydraulic flow / Pressure		90 l/min / 235 bar
Tank capacities		
Engine oil		11.20 l
Hydraulic oil		115 l
Fuel tank		63 l
Noise and vibration		
Noise at driving position (LpA)		76 dB
Noise to environment (LWA)		104 dB
Vibration on hands/arms		< 2.50 m/s²
Compatible platform		
Platform capacity	Q	365 kg
Number of people (inside)		3
Platform dimensions (length x width)	lp / ep	2000 m x 1200 m
Platform weight*		410 kg
Miscellaneous		
Steering wheels (front / rear)		2 / 2
Drive wheels (front / rear)		2 / 2
Safety cab homologation		Cabin ROPS - FOPS Level 1
Controls		JSM
Additional information		Data indicated with basket basket, except max. capacity, lifting height and offset.

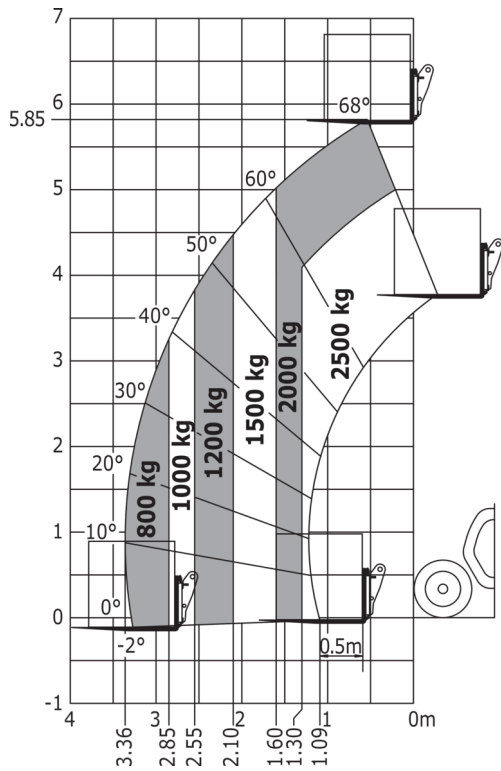
Data indicated with basket basket, except max. capacity, lifting height and offset.

## MT 625 HA - Dimensional drawing

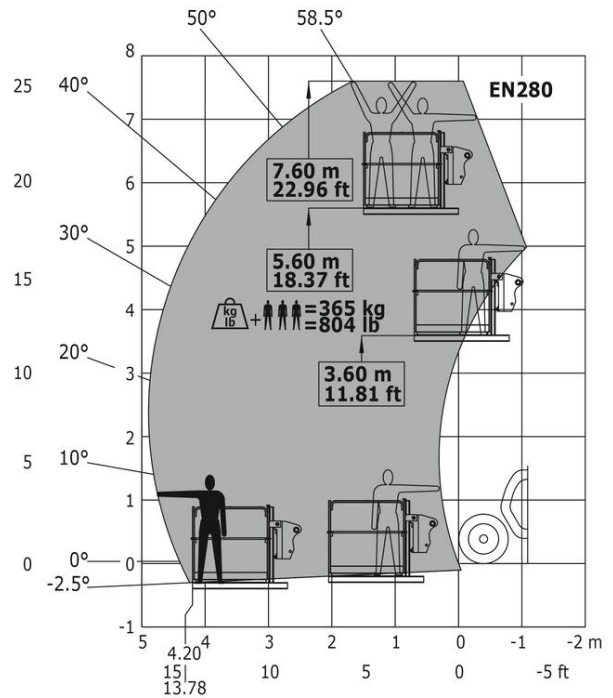


MT 625 HA - Load chart

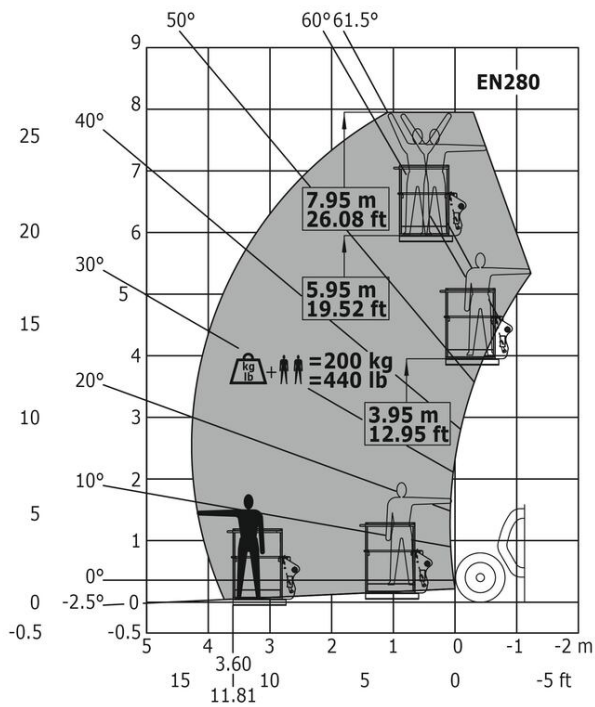
Machine on tyres with forks - without Metric



Machine on stabilizers with Man basket Metric



Load Chart metric





**Head Office**

B.P. 249 - 430 rue de l'Aubinière

44150 Ancenis Cedex - France

Tel: +33 (0)2 40 09 10 11 - Fax: +33 (0)2 40 09 10 97

[www.manitou.com](http://www.manitou.com)



This publication provides a description of the configuration versions and options for Manitou products, which may differ for equipment. The equipment presented in this brochure may be part of a series, as an option, or it may not be available, depending on the versions. Manitou reserves the right, at any time and without notice, to amend the specifications described and represented. The specifications provided do not bind the manufacturer. For more details, please contact your Manitou agent. This is not a contractually binding document. The presentation of the products is not contractually binding. List of specifications non-exhaustive. The logos as well as the visual identity of the company are owned by Manitou and cannot be used without authorisation. All rights reserved. The photos and diagrams contained in this brochure are only provided for consultation and information purposes.

MANITOU BF SA - Limited company with board of directors - Share capital: 39,668,399 euros - 857 802 508 RCS Nantes