



Since 1948

800 Series Trailer Single Screw Vertical Mixers


Simple Design, Thorough Mixing, Fast & Superior Cleanout!



All this and affordable too!

- 270–400 cu. ft. (7.6–11.3 m³) mixing capacities, including low profile.
- Simple design with few moving parts for long life, low maintenance, and trouble-free operation.
- Handles a wider variety of ingredients, including round or square bales.
- Thorough, consistent TMR, regardless of batch size!
- Fast mixing.
- Fast discharge with superior cleanout!
- Reliable, accurate 3-point scale system with choice of indicators.
- Manufactured by Patz Corporation, a Wisconsin-based, family-owned company.

Tru Taper™ Screw



Unit features a Cone Top Tru Taper™ screw, which mixes quickly without compromising feed quality!

**FLEXIBLE PAYMENT
PLANS AVAILABLE.
ASK FOR DETAILS.**



SEEING IS BELIEVING!

Contact your local
Patz Mixer Dealer for more
information or a demo!

FEEDINGSOLUTIONS
www.patzcorp.com

The **Best Value**
In **TMR Mixers!**

Simple in Design for Years of Dependable Service Life!

Standard features of the Patz 800 Series Single Screw Vertical Mixer.

Patz Vertical Mixers provide a true, consistent TMR that minimizes sorting!

① **Unibody mixer & trailer construction** designed for long life, low maintenance, and trouble-free operation.

② **Jackstand** 5,000 lb. (2,268 kg) capacity, swivel mount.

③ **3-point electronic scale system** uses spindles and hitch bar for accurate, reliable weighing of ingredients.

④ Factory-installed side doors include **deflector shield with rubber flap**. Side doors can be ordered with a **discharge conveyor package with collapsible steel sides**. Choose hydraulic or manual operation when ordering. Side discharge conveyors are 36" (914 mm) wide with choice of 36" (914 mm) or 54" (1,372 mm) lengths.



⑤ **Only one oil reservoir** is needed to view oil level in the entire planetary unit.

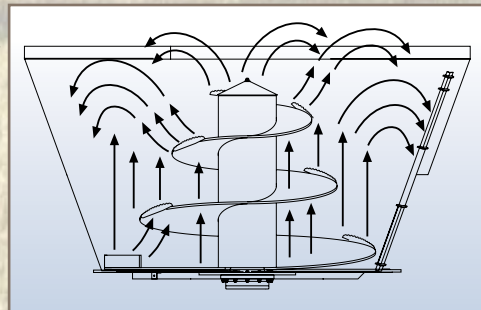
⑥ **Top ring/bucket guard** is reinforced with 1/4" (6.4 mm) thick steel to provide extra strength and to protect from damage while loading! Laser cut holes for optional hay retainer* or rubber side extensions. (*Hay retainer not recommended for use with side extensions or baleage bales.)



⑦ **Sidewalls** are constructed of 3/16" (5 mm) steel, overlapped at seams for strength.

⑧ **270 Low Profile unit** is only 95" high (2.4 m) for ease of loading with skid steer.

⑨ **Tru Taper™ screw** with 1/2" (13 mm) thick flighting. Laser cut holes for knives. Cone Top with dual kicker screw design increases discharge output and speeds up cleanout.



Unit shown with discharge conveyor featuring collapsible steel sides.




⑩ **1/2" (13 mm) floor plate** provides the solid structure that the mixer is built on. A 3/4" (19 mm) sub floor plate is welded to the bottom of the floor plate, providing a 1-1/4" (32 mm) base for mounting the planetary.

⑪ **5-year prorated planetary gearbox warranty.**


⑫ **Two tubeless tires** provide smooth transport over rough terrain.

⑬ **Restrictors** are located on front left and right rear of tub. Adjust in or out as desired or use high or low pivot to control the flow of forages inside. Longer forages can be processed faster by setting restrictors farther in.




⑭ **Transport lights** with 7-pin connector included (not shown).

⑮ **Sensor-activated hour meter** monitors mixer's actual hours of operation for preventive maintenance purposes.



Uniquely designed Cone Top steel screw provides quick, thorough mixing and even discharge of ration.



Choose From These Customization Options To Meet Your Needs:

- Patent Pending RAPTOR™ knives
 - Hardened tungsten/carbide knives
 - Hay retainer kit
 - Patent Pending tub mounted magnet
 - Discharge chute w/ or w/out magnet
 - Wide selection of indicators/scales
 - Sensor-activated hour meter
 - Hitch pin
 - Ladder
 - Rubber side extensions
- See Specifications page for additional options.

Don't take our word for it – read what others have experienced at www.patzcorp.com. Click on "Testimonials".



800 Series Trailer Single Screw Vertical Mixer Specifications

The name farmers have entrusted for feeding solutions since 1948!

Options include:

DIG IN with the RAPTOR™*!

Engineered to complement our standard knives, this AR knife features a forward-facing design to dig in, hook, and cut bales faster and more aggressively!



3 Sizes Available!

PROTECT WHAT MATTERS with a Tub Mounted Magnet*!

Exclusive to Patz!



Encased in stainless steel, this magnet is mounted only into a Patz Vertical Mixer tub wall on a hinged assembly for effective removal of tramp metal from rations.



*Patent Pending

Actual tramp metal removed from magnet.

Guide Your Hay with Choice of Hay Retainers§!

Bolted to the top of the mixer tub, hay retainers help guide dry hay inside the tub during mixing.



§Not for use with wet, dense bales.



Watch video online
Growing Today's Heifers into Tomorrow's Cows - Patz 800 Series Vertical Mixers

	U/M	270 Low Profile	350
CAPACITY			
Mixing/Top of Mixer	ft ³ (m ³)	270 (7.6)	350 (9.9)
Mixing w/extension	ft ³ (m ³)	315 (8.9)	400 (11.3)
UNIT			
Empty Wt.	lb (kg)	4,900 (2,223)	5,100 (2,313)
Max. Load @ 25#/cu.ft.	lb (kg)	6,750 (3,062)	8,750 (3,969)
Max. Gross Wt.	lb (kg)	11,650 (5,285)	13,850 (6,282)
No. of Screws (See Options below)		1	1
Overall Length	in (m)	175 (4.4)	182 (4.6)
Overall Height	in (m)	95 (2.4)	100 (2.5)
Overall Width	in (m)	104 (2.6)	104 (2.6)
Screw Flighting Thickness	in (mm)	1/2 (13)	1/2 (13)
Floor Thickness	in (mm)	1/2 (13)	1/2 (13)
Sidewall Thickness	in (mm)	3/16 (5)	3/16 (5)
Minimum PTO Horsepower*		55	65
Hour Meter		Std.	Std.
Scale System		3-point	3-point
No. of Tires		2	2
Tire Size		12.5x15L Tubeless	12.5x15L Tubeless
PTO Speed		540	540
DOOR OPENINGS			
Height	in (mm)	39 (991)	39 (991)
Width	in (mm)	34 (864)	34 (864)
Location		Right, Left, or Both	Right, Left, Both, and/or Rear Commodity
Discharge		Various discharge packages available. See Dealer for details.	
Ground Clearance		Varies with discharge selected.	
OPTIONS			
Tru Taper™ Vertical Mixer Screw Cone Top with Dual Kicker (not included in basic unit)		Choose One Size Screw for Your Mixing Needs	
Rubber Side Extensions		Opt.	Opt.
Hay Retainer		Opt.	Opt.
Discharge Chute w/ or w/o Magnet		Opt.	Opt.
Maximum No. of Knives+		5	7
Knife Backing Plate		Opt.	Opt.
Indicator Extension Arm		Opt.	Opt.
Discharge Conveyor		Various Opt.	Various Opt.
Wide Selection of Indicators		dinamica generale®, Weigh-Tronix®, or Digi-Star®	
Battery Mount		Opt.	Opt.
Tub Mounted Magnet‡		Opt.	Opt.
Hitch Pin		Opt.	Opt.
Ladder		Opt.	Opt.

* Minimum PTO horsepower requirement is for continuous run. Starting the mixer under load will require higher PTO horsepower.

+ Quantity varies with material in the ration and processing time.

‡ Patent Pending.



CAUTION: Never operate Patz equipment without all shields and guards in place. **Safety Is No Accident.** Before operating any piece of equipment, be sure to read and understand the operator's manual. This manual should be kept with the machine at all times.

Additionally, make sure all safety shields and devices are functioning properly and are securely in place.

Specifications and prices subject to change without notice.