

Rustler™

115 • 120 • 125



RUSTLER™

Built for serious play, the job you love—or both—new, New Holland Rustler™ utility vehicles combine rugged construction and gritty performance with an ultra-smooth ride and feel-good amenities. The result for you is the kind of “go-anywhere, do-anything” confidence that makes your work fun. And play? Rustler makes playtime a blast. *When the road ends, that's where Rustler adventure begins.*



Rustler 115	Two Passenger	2WD or 4WD	Gas
Rustler 120	Two Passenger	4WD	Diesel
Rustler 120	Four Passenger	4WD	Diesel
Rustler 125	Two Passenger	4WD	Gas
Rustler 125	Four Passenger	4WD	Gas

*Some vehicles shown with optional equipment.



115 • 2 Passenger



RUSTLER™

Where Adventure Begins.



120 • 2 Passenger



120 • 4 Passenger



125 • 2 Passenger



125 • 4 Passenger



PLAYTIME?
FOR YOU IT'S SERIOUS BUSINESS.



WHAT YOU NEED, WHAT YOU WANT, AND THEN SOME.

Personalized to fit your needs: Available in 2WD or 4WD, two- or four- passenger, gas or diesel, and numerous color choices, the perfect Rustler™ utility vehicle is ready for you. And you can accessorize it just the way you want.

Comfort and easy operation

make driving the Rustler effortless and fun.



Superior downhill braking

comes from a combination of four-wheel hydraulic disc brakes and CVT engine braking that is standard on the Rustler 115 and optional on the Rustler 120 and 125.

Quality construction and solid engineering means you can rely on Rustler utility vehicles for the long haul.



Certified ROPS (rollover protective structure) is standard equipment and meets international safety standards.

Outstanding overall ground clearance

—9 inches on the Rustler 115 and 8.2 inches on the Rustler 120 and 125—lets you clear hills, ruts, rubble and rocks.

Tires are perfectly suited for every model to maximize stability and capitalize on the design of each model.




Aircraft-grade aluminum frame used for the Rustler 120 and 125.

It's rust-proof, corrosion-resistant, light in weight and extremely strong. The engineers call it a better "power-to-weight ratio." You'll call it awesome, because your Rustler takes you wherever you need to go without worry.

**2-YEAR
2,000 HOUR
LIMITED WARRANTY**

**THE BEST YOU'LL FIND...
AT NO
ADDITIONAL
CHARGE.**





Independent rear suspension — a feature not available on most vehicles of this size — ensures you get a smooth ride. **The best-in-class nine-inch ground clearance** also allows you to easily handle rough, uneven terrain.



A bed box that's the largest in the compact class—20% more than some competitor models—means you can haul larger loads.



Large-block, V-twin engine boasts 20% more displacement, 8% more horsepower and more torque than other vehicles in the same class, so you put more muscle to work for you.

WORKS HARD.
Plays Even Harder!



Kawasaki™



RUSTLER 115

GAS · 2 PASSENGER · 2WD OR 4WD

With solid power, rugged construction and easy handling, the Rustler 115 is ready for big jobs and major recreation, too. Choose shift-on-the-fly 4WD or the economical and efficient 2WD system. Whichever you choose, the smooth and sporty Rustler 115 gives you a premium value with a long list of standard features that aren't even available on most vehicles in this class. Like independent rear suspension that gives you a smooth ride, and superior CVT engine braking. The transmission automatically helps to slow you down when you're traveling downhill so you have better braking control. You also get the benefit of more horsepower so you're always ready for anything.



Spacious, open operator area provides lots of legroom and extra comfort.

RUSTLER 120

DIESEL • 2 OR 4 PASSENGER • 4WD

Whether the outdoors is your job, your passion, or both, the Rustler 120 is the perfect partner. Use its larger vehicle capacity to haul more, make fewer trips and handle large jobs with ease. Choose a two- or four-passenger model, with seating that matches your preference—bench seats or bucket seats. Every Rustler 120 gives you the confidence of true all-wheel drive and the security of knowing that your utility vehicle is constructed around a rust-proof frame made of aircraft grade 6061 aluminum. Welcome to another good day.

13-position driver seat adjustment adds to your comfort when you choose the high-back bucket seat option. Tilt steering wheel is standard equipment.



RUSTLER™

MAKES EVERY DAY A GO



Powder-coated steel bed box with rustproof aluminum floor is more durable than the plastic you'll find on some vehicles. Choose standard bed capacity of 800 pounds or 1,050 pounds for optional high-capacity models.



od Day.




What's a TRUE all-wheel drive system? It means there are **NO** gears to shift, **NO** levers to pull, **NO** buttons to push—just the gear you need when you need it. **HERE'S HOW IT WORKS:** The Rustler transmission automatically shifts as needed, so you never need to stop and change gears if you encounter tough conditions. The automatic system always transfers power to the wheel(s) with the most traction. While the front wheels are always “live” they drive more slowly than the rear wheels, and they don't engage until they're really needed. Best of all, **this system is fully mechanical**, so there are no sensors or computers needed.

Rustler™

BE FEARLESS.
Go Farther. Do More.

*Reseller*TM



A suspension built for smoothness— independent double-A arm front suspension and swing-arm rear suspension with coil over shocks—means you and your passengers enjoy a smooth, stable, comfortable ride.





A tilt steering column is a comfort feature not found on other brands, allowing each operator to find a perfect position.

Four-passenger models allow you to choose your own combination of two forward-facing rows of seats. You can choose bucket seats or bench seats.

RUSTLER 125

GAS · 2 OR 4 PASSENGER · 4WD

The Rustler 125 is built to move smoothly over rough ground, rocks, mud or sand. Like the Rustler 120, the 125 also features the all-wheel drive system so you get the traction you need when you need it, without even thinking. This truly is as easy as it gets. And, the aircraft-grade aluminum frame means you'll barrel through wet, muddy or extreme conditions without fuss, and without fear.



RUSTLER™

Make One Your Own

A wide selection of Rustler options, accessories and attachments allows you to create a utility vehicle that's built to your exact specifications. So customize to your hearts content and claim your Rustler vehicle at your New Holland dealer.

Choose your finish, your tires and customized options

- Limited Edition Stallion package
- Mossy Oak® BreakUp Infinity® Camouflage finish




STALLION

For those wanting a New Holland utility vehicle that's truly top of the line, the Stallion is the choice. The Stallion 115, 120 and 125 are limited edition offerings that feature a black seat, black dash and these additional features as **standard** equipment:

- Chrome tube bumpers
- Chrome toolbox
- Speedometer
- Front & rear receiver hitch
- Diamond 8 alloy wheels
- Black canopy

Tire and Rim Options:

Utility Vehicle	Standard Tires	Standard Rims	Optional Rims
Rustler (Blue)	All Terrain or Mud	White	Aluminum alloy (115 model) Diamond 8 alloy (120 & 125 models)
Rustler (Camouflage)	All Terrain or Mud	Black	Aluminum alloy (115 model) Diamond 8 alloy (120 & 125 models)
Stallion	All Terrain or Mud	Aluminum alloy (115 model) Diamond 8 alloy (120 & 125 models)	Not available



All Terrain with white rim



Mud tire with black rim



All Terrain with Diamond 8 alloy rim



Mud tire with aluminum alloy rim



Cargo Bed Toolbox



Brush Guard



Electric Bed Lift (shown with Bed Mat)



Warn Winch Kit, 2500 lbs.



Triple Ball Pintle Hitch



Under-hood Storage Box (gas models only)



Cab Enclosure



Fold-down Windshield



Canopy Top

PERSONALIZED STYLE

- 5-Panel Mirror
- Dash Mount Speedometer
- Diesel Block Heater
- Cab Heater Kits
- Cargo Protection Cage
- Certified FOPS (Falling Object Protection System) Canopy
- CV Boot Guards, Front
- Engine Tune-Up Kits
- Fan Defogger
- Fog Lights
- Front Receiver Hitch Kit
- Inside Rearview Mirror
- Interior Dome Light
- Key-Controlled Headlights Kit
- Koplín Gun Boot and Mounting Bracket
- Light Packages
- Nerf Bars
- Radio
- Rear-facing Flood Light
- Rear Differential Rock Guard
- Safety Strobe Light, roof mounted or post
- Skid Plate/Belly Pan
- Rear Warning Buzzer
- Rock Guard, caliper
- Sealed CVT Cover
- Solid Windshield
- Spark Arrestor
- Stake-Side Kit
- Steel Skid Plate - Front
- Steel Skid Plate - Rear
- Tube Bumper, black or chrome
- V-Bar Tire Chains
- Vinyl 3-Sided Enclosure
- Work lights

Hard-working attachments add to the utility of your Rustler.

- 62-Inch Plow Blade Kit
- Commercial-Grade Ag Sprayer
- Foldable Game/Utility Cart
- Log Splitter
- Universal Dump Cart



For a complete list of available attachments and accessories, see your local New Holland dealer.





RUSTLER™ UTILITY VEHICLE SPECIFICATIONS

	115 UV • Gas • 2-person	120 UV • Diesel • 2- or 4-person	125 UV • Gas • 2- or 4-person
Engine	4-cycle OHV, 480 cc, V-twin cylinder	4-cycle OHV, 719 cc, 3-cylinder	4 cycle OHV, 675 cc, twin-cylinder, industrial grade
Horsepower (at 3600 RPM) hp (kW)	14 (10.4)	20 (14.9)	23 (17.2)
Cooling	Air	Liquid	Air
Fuel tank, gal (l)	5.2 (19.7)	6.5 (24.6)	6.5 (24.6)
Travel speed, mph (kph)	25 (40.2)	25 (40.2)	25 (40.2)
Ignition	Electronic	Compression	Electronic
Torque converter	Open CVT (Continuously Variable Transmission) - Cover opt.	Enclosed CVT (Continuously Variable Transmission)	Enclosed CVT (Continuously Variable Transmission)
High/Low Range Engagement	NA -single speed	NA -single speed	NA -single speed
4WD engagement	4x2: NA / 4x4: Shift on demand	Automatic – all-wheel drive	Automatic – all-wheel drive
Front differential	4x2: NA / 4x4: Open	Automatic – locking on demand	Automatic – locking on demand
Rear differential	Locking	Auto locking – all-wheel drive	Auto locking – all-wheel drive
Electrical System	12-volt, 525 cca	12-volt, 500 cca	12-volt, 500 cca
Steering - Std	Std Rack & pinion (fixed column)	Std Rack & pinion (tilt column)	Std Rack & pinion (tilt column)
Steering - optional	NA	Power Rack & pinion (tilt column)	Power Rack & pinion (tilt column)
Suspension – Front	MacPherson strut/ 5.1 in (13 cm)	Independent double A-arms w/coil-over shocks	Independent double A-arms w/coil-over shocks
Suspension – Rear	Fully Independent rear trailing arm suspension/ 5.2 in (13 cm) travel	Solid axle, Swing arm w/ coil-over shocks	Solid axle, Swing arm w/ coil-over shocks
Brakes	4-wheel, hydraulic disc	4-wheel, hydraulic disc	4-wheel, hydraulic disc
Park brake	Hand-operated engagement & release	Foot-operated enagement, hand operated release	Foot-operated enagement, hand operated release
Frame Chassis	Tubular steel	Tubular rust-proof non-corrosive, aircraft-grade 6061 aluminum	Tubular rust-proof non-corrosive, aircraft-grade 6061 aluminum
Tires	4x2 (front and rear): All Terrain and Mud; 25 x 9-12, 4-ply 4x4: All Terrain and Mud; 25 x 9-12 4-ply, front; 25 x 11-12 4-ply, rear	Mud, 25 x 11-12, 4-ply All Terrain, 25 x 10.5-12, 4-ply	Mud, 25 x 11-12, 4-ply All Terrain, 25 x 10.5-12, 4-ply



	115 UV • Gas • 2-person	120 UV • Diesel • 2- or 4-person	125 UV • Gas • 2- or 4-person
Cargo box size, in (cm)	34L x 47 W x 10 H (86.4 x 119.4 x 24.5)	48 L x 49.8 W x 10.9 H (121.9 x 126.5 x 27.7)	48 L x 49.8 W x 10.9 H (121.9 x 126.5 x 27.7)
Bed capacity, lb (kg)	425 (192)	2-person: Std. 800 (362.9), High Cap.1050 (476.3) 4-person: 800 (362.9)	2-person: Std. 800 (362.9), High Cap.1050 (476.3) 4-Person: 800 (362.9)
Bed loading Height, in (cm)	32 (81.3)	34 (86.4)	34 (86.4)
Total vehicle rated capacity, lb (kg) (Payload, driver, passenger level surface)	925 (419.6)	2-person: Std. 1200 (544.3), High Cap.: 1450 (657.7) 4-person: 1600 (725.7)	2-person: Std. 1200 (544.3), High Cap.: 1450 (657.7) 4-person: 1600 (725.7)
Maximum allowable GVW, lb (kg)	2135 (968)	2-person: Std. 2750 (1247), High cap.: 3012 (1366) 4-person: 3350 (1519)	2-person: Std. 2750 (1247), High cap.: 3012 (1366) 4-person: 3350 (1519)
Overall length, in (cm)	105 (266.7)	2-person: 122 (309) 4-person: 154 (391)	2-person: 122 (309) 4-person: 154 (391)
Overall width, in (cm) - w/o mirror	55 (139.7)	58.5 (148)	58.5 (148)
Overall width, in (cm) - w/ mirror	NA	63.6 (161.5)	63.6 (161.5)
Overall height, in (cm) w/ ROPS	73 (185.4)	2-person: 82.3 (209) 4-person: 80.3 (204)	2-person: 82.3 (209) 4-person: 80.3
Wheelbase, in (cm)	69.5 (176.5)	2-person: 81.5 (207) 4-person: 114 (289.6)	2-person: 81.5 (207) 4-person: 114 (289.6)
Wheel track: Front/Rear; in (cm)	44 (1176) /45 (1114)	48.8 (124)	48.8 (124)
Ground clearance, in (cm)	9.0 (22.8) - differential	8.2 (20.8) - differential	8.2 (20.8) - differential
Floor ground clearance. in (cm)	10.5 (26.6)	12.1 (30.7)	12.1 (30.7)
Dry weight (less batteries), lb (kg)	1200 (544.3) - 4 x 2 1275 (578.3) - 4 x 4	2-person: 1597 (724) 4-person: 1734 (786)	2-person: 1450 (657) 4-person: 1630 (739)
Turning radius, ft (cm)	11.58 (352.9)	2-person: 11.5 (350) 4-person: 17 (518)	2-person: 11.5 (350) 4-person: 17 (518)
Vehicle warranty	2-year/2,000-hour, limited	2-year/2,000-hour, limited	2-year/2,000-hour, limited

Rustler™

Work hard. Play hard.



www.newholland.com/na

Visit our Web site at www.newholland.com/na Or, call toll-free: 1-888-290-7377

Design, materials and/or specifications are subject to change without notice and without liability therefor. Specifications are applicable to units sold in Canada, the United States, its territories and possessions, and may vary outside these areas.



Safety begins with a thorough understanding of the equipment. Always make sure you and your operators read the Operator's Manual before using the equipment. Pay close attention to all safety and operating decals and never operate machinery without all shields, protective devices and structures in place.

© 2009 CNH America LLC
New Holland is a registered trademark of CNH America LLC.

NH31011532 • 120950 • TSG • PRINTED IN U.S.A.