



H SERIES



HITCH YOUR TRACTOR TO HIGH PERFORMANCE

SEMI INDUSTRIAL CHUTE WITH ANTI FOG REMOVABLE PANEL

TELESCOPIC HYDRAULIC CHUTE (EXTENSION 28")



ADJUSTABLE SKID SHOES:

- CARBON STEEL
- STAINLESS STEEL
- HARDOX 450
- TIVAR 88



REVERSIBLE BLADE:

- CARBON STEEL (Reversible)
- STAINLESS STEEL (Reversible)
- HARDOX 450 (Reversible)
- TIVAR 88



REDUCER GEAR BOX 1 000 @ 540 RPM

A.	225 h.p. 3 gears	1 3/4" - 20 splines	6,75" (2) & 8" (1) c.c. shaft
B.	300h.p. 2 gears	1 3/4" - 20 splines	6,75" c.c. shaft
B.	150 h.p. 2 gears	1 3/8" - 6 or 1 3/4" - 20 splines	6,75" c.c. shaft (2, 3)
B.	75 and 85 h.p. 2 gears	1 3/8" - 6 or 1 3/4" - 20 splines	4,85" c.c. shaft (2, 3)

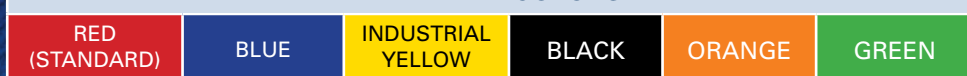
REVERSER GEAR BOX RATIO 3,58 : 1 - 5,9 : 1

C.	30 h.p. gears	1 3/8" - 6 splines	3,11" c.c. shaft (3)
TRANSFER GEAR BOX (FROM BACK TO FRONT OF THE TRACTOR) 540 @ 540 RPM			
D.	150 h.p. gears	1 3/4" - 20 splines	10" and +, c.c. shaft
D.	70 h.p. gears	1 3/8" - 6 splines	8" and +, c.c. shaft
D.	30 h.p. gears	1 3/8" - 6 splines	9" and +, c.c. shaft
(1)	not reverser		
(2)	reverser		
(3)	others ratios available		

REVERSER GEAR BOX 540 @ 540 RPM

B.	150 h.p. 2 gears	1 3/8" - 6 or 1 3/4" - 20 splines	6,75" c.c. shaft (2, 3)
B.	75 and 85 h.p. 2 gears	1 3/8" - 6 or 1 3/4" - 20 splines	4,85" c.c. shaft (3)

AVAILABLE COLORS



WARRANTY

Every product manufactured by Normand Co. Ltd is guaranteed against manufacturing and raw material defects (excluding the P.T.O. shafts, gearboxes, engines, hydraulic motors, hydraulic cylinders, telescopic cylinders, tires, hubs and wheels, which are covered by the manufacturer warranty) for a full year from the date of purchase, provided that the product has not been modified or abused in any way. This warranty does not cover accidents or breaks caused by objects other than snow (metal bits, concrete, wood, asphalt, tires, etc.). Also blades, skid shoes, soles of skid shoes, driving chains and tires wear is not covered by the warranty. We will replace or repair any defective part at no cost if they are returned prepaid at our plant in Saint-Pascal (Kamouraska, Québec, Canada). Our obligations are limited to the replacement and/or repair of the defective part.



HITCH YOUR TRACTOR TO HIGH PERFORMANCE

Normand Co. Ltd
 340, Tache Street
 Saint-Pascal (Quebec) Canada G0L 3Y0
 T : 418 492-2712
 1 888 666-7626
 F : 418 492-9363
 E-mail : normand@cienormand.com



www.cienormand.com
www.facebook.com/cienormand

DEALER



**SNOWBLOWERS
 H SERIES**

Printed Canada © 2022

MODELS	N54-240H	N60-240H	N68-250H	N74-250H	N74-260H	N82-260H	N82-270H N82-270HTR	N82-270HD	N86-270H N86-270HTR
CUTTING WIDTH (IN/MM)	54" 1372	60" 1524	68" 1727	74" 1880	74" 1880	82" 2083	82" 2083	82" 2083	86" 2184
RECOMMENDED HORSEPOWER (HP PTO)	20 @ 40	20 @ 40	25 @ 45	25 @ 45	40 @ 65	40 @ 65	40 @ 65	40 @ 75	60 @ 75
AUGER	1	1	1	1	1	1	1	1	1

MODELS	N82-270HD	N92-300HD
CUTTING WIDTH (IN/MM)	82" 2083	92" 2337
RECOMMENDED HORSEPOWER (HP PTO)	40 @ 75	75 @ 120
AUGER	1	1
BOIL BATH	STD	STD

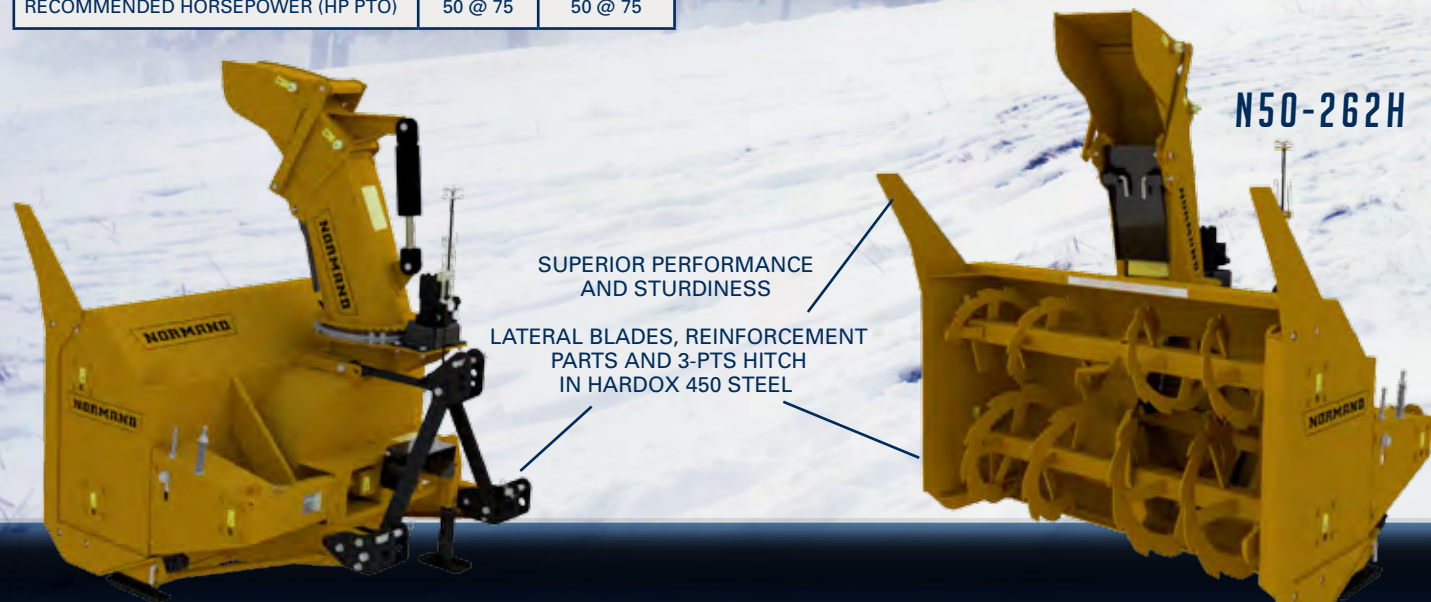


HIGH QUALITY PAINT WITH EPOXY PRIMER ON ALL MODELS



SIDEWALK SNOWBLOWERS

MODELS	N50-262H	N60-262H
CUTTING WIDTH (IN/MM)	50" 1270	60" 1524
RECOMMENDED HORSEPOWER (HP PTO)	50 @ 75	50 @ 75



MODELS	N92-310H N92-310HTR	N92-312H N92-312HTR	N98-310H N98-310HTR	N98-312H N98-312HTR	N98-340H	N102-340H	N98-342H N98-342HTR	N102-342H N102-342HTR	N112-342H N112-342HTR
CUTTING WIDTH (IN/MM)	92" 2337	92" 2337	98" 2489	98" 2489	98" 2489	102" 2591	98" 2489	102" 2591	112" 2845
RECOMMENDED HORSEPOWER (HP PTO)	85 @ 140	85 @ 140	85 @ 140	85 @ 140	100 @ 160	100 @ 160	100 @ 160	100 @ 160	100 @ 160

MODELS	N86-280H N86-280HTR	N86-282H N86-282HTR	N92-280H	N92-300H N92-300HTR	N92-300HD	N98-300H
CUTTING WIDTH (IN/MM)	86" 2184	86" 2184	92" 2337	92" 2337	92" 2337	98" 2489
RECOMMENDED HORSEPOWER (HP PTO)	60 @ 85	60 @ 85	60 @ 85	75 @ 120	75 @ 120	75 @ 120
AUGER	1	1 OU 2	1	1	1	1



WELL FINISHED CONSTRUCTION AND FULL LENGTH WELDING ON ALL MODELS

N92-312H

N102-342HTR

REMOVABLE ANTI FOG PANEL (OPTION)

N86-282HTR

DRUM EXIT / FULL ROUND CHUTE FOR BETTER EVACUATION ON ALL MODELS

HARDOX 450 STEEL REINFORCEMENT PARTS AND 3-PTS HITCH ON ALL MODELS

GEAR BOX EMBEDDED IN THE DRUM FOR BETTER WEIGHT DISTRIBUTION

STORAGE FOOT

N98-310H



SAFETY BOLTS ON DRIVING SHAFT, 2 SPROCKETS ONE WITH SPRING AND ONE ADJUSTABLE



HYDRAULIC DRUM ROTATION WITH GEAR AND MOTOR WITH CUSHION VALVE (ON TR MODELS)

N92-300H

HARDOX 450 STEEL REINFORCEMENT PARTS AND 3-PTS ON ALL MODELS

BALANCED AUGER AND IMPELLER ON ALL MODELS



REMOVABLE ROTARY DRUM WITH TWO POLYETHYLENE BEARINGS (FRONT AND BACK). FOR EASY MAINTENANCE, PATENTED MECHANISM THAT PREVENTS THE DRUM FROM LOSING ITS POSITION.



HYDRAULIC CHUTE ROTATION WITH GEARS AND MOTOR WITH CUSHION VALVE AND WITH CHROMED SHAFT

GEAR BOX EMBEDDED IN THE DRUM FOR BETTER WEIGHT DISTRIBUTION

BOLTED REVERSIBLE CARBON STEEL BLADE AND ADJUSTABLE CARBON STEEL SKID SHOES ON ALL MODELS

