

Hyundai R80CR-9A

Specifications

Net Power 65.1 hp
(48.5 kW) at 2,400 rpm

Bucket Breakout Force
(ISO) 5,700 kgf / 12,570 lbf

Operating Weight (Cab)
8,750 kg (19,290 lb)

Arm Digging Force
(ISO) 4,300 kgf / 9,480 lbf

ENGINE

MODEL		YANMAR 4TNV98C	
Type		Water-cooled, 4-cycle diesel 4 cylinders in line, direct injection, low emission	
Rated flywheel horsepower	SAE J1995 (gross)	66.9 HP (49.9 kW) at 2,400 rpm	
	J1349 (net)	65.1 HP (48.5 kW) at 2,400 rpm	
Max. torque		24 kgf-m (174 lbf-ft) at 1,560 rpm	
Bore X stroke		98 mm (3.86") x 110 mm (4.33")	
Piston displacement		3,319 cc (203 in ³)	
Battery		1 x 12 V x 100 Ah	
Starting motor		12 V - 3.0 kW	
Alternator		12 V - 80 Amp	

HYDRAULIC SYSTEM

MAIN PUMP	
Type	Variable-displacement piston pumps + gear pump
Max. flow	2 X 68.4 l/min (18.1 gpm) + 53.2 l/min (14.1 gpm) at 1,900 rpm
Sub-pump for pilot circuit (Gear Pump)	16.9 l/min (4.5 gpm)

CROSS-SENSING AND FUEL-SAVING PUMP SYSTEM

HYDRAULIC MOTORS	
Travel	Two-speed axial piston motor with counter balance valve and parking brake
Swing	Axial piston motor with automatic brake

RELIEF VALVE SETTING

Implement circuits	Circuit (4,410 psi)
Travel circuit	280 kgf/cm ² (3,983 psi)
Swing circuit	230 kgf/cm ² (3,271 psi)
Pilot circuit	35 kgf/cm ² (500 psi)
Service valve	Installed

HYDRAULIC CYLINDERS

No. of cylinders bore X stroke	Boom: 1-115 x 850 mm (4.5" x 33.5")
	Arm: 1-100 x 870 mm (3.9" x 34.3")
	Bucket: 1-85 x 685 mm (3.3" x 27.0")
	Boom swing: 1-110 x 744 mm (4.3" x 29.3")
	Dozer blade: 1-130 x 152 mm (5.1" x 6.0")

TRAVEL SYSTEM

Drive method	Full hydrostatic type	
Drive motor	Axial piston motor, in-shoe design	
Reduction system	Planetary reduction gear	
Max. drawbar pull	7,400 kgf (16,310 lbf)	
Max. travel speed Steel track and Road Liner (high)/(low)	4.6 km/hr (2.9 mph) / 2.8 km/hr (1.7 mph)	
	Rubber track	5.1 km/hr (3.2 mph) / 3.1 km/hr (1.9 mph)
Gradeability	30°	
Parking brake	Multi-wet disc	

CONTROLS

Pilot-pressure-operated joysticks and pedals with detachable lever provide almost effortless and fatigueless operation.

Pilot control	Two joysticks with one safety lever (LH): Arm swing, Boom swing (RH): Boom and bucket (ISO)
Traveling and steering	Two levers with pedals
Engine throttle	Electric, dial type

SWING SYSTEM

Swing motor	Axial piston motor
Swing reduction	Planetary gear reduction
Swing bearing lubrication	Grease-bathed
Swing brake	Multi wet disc
Swing speed	9.1 rpm

COOLANT AND LUBRICANT CAPACITY

(Refilling)	liter	gal
Fuel tank	120.0	31.7
Engine coolant	11.0	2.9
Engine oil	11.6	3.1
Final drive (each)	1.2	0.3
Swing drive	1.5	0.4
Hydraulic tank	71.0	18.8
Hydraulic system	120.0	31.7

WEIGHT (APPROXIMATE)

Operating weight, including 3,400 mm (11' 2") boom, 1,670 mm (5' 6") arm, SAE heaped 0.28 m³ (0.37 yd³) excavator bucket, 450 mm (1'6") rubber track, lubricant, coolant, full fuel tank, hydraulic tank, 1,300 kg (2,870 lb) counterweight and the standard equipment.

Operating weight (cab)	8,750 kg (19,290 lb)
Ground pressure (cab)	0.41 kg/cm ² (5.83 psi)

UNDERCARRIAGE

X-leg type center frame is integrally welded with reinforced box-section track frames. The undercarriage includes lubricate rollers, track adjusters with shock absorbing springs and sprockets, and track chain with triple grouser shoes.

Center frame	X - leg type
Track frame	Pentagonal box type
No. of track shoes on each side	39
No. of upper rollers on each side	1
No. of lower rollers on each side	5



Rating over front



Rating over side or 360 degree

R80CR-9A Lifting Capacity ISO Condition 2

Boom: 3.4 m (12' 2") / Arm: 1.67 m (5' 6") / Bucket: 0.28 m³ (0.37 yd³) SAE heaped / Dozer down / Counterweight 1,330 kg (2,932 lb)

Lift-point height m (ft)		Lift-point radius						At max. reach		
		1.5m (4.9ft)		3.0m (9.8ft)		4.5m (14.8ft)		Capacity		
4.5 m	kg					*1,900	1,830	*1,800	1,680	4.73
14.8 ft	lb					*4,190	4,030	*3,970	3,700	(15.5)
3.0 m	kg			*2,640	*2,640	*2,050	1,800	*1,650	1,270	5.59
9.8 ft	lb			*5,820	*5,820	*4,520	3,970	*3,640	2,800	(18.3)
1.5 m	kg			*3,810	3,060	*2,540	1,700	*1,710	1,140	5.88
4.9 ft	lb			*8,400	6,750	*5,600	3,750	*3,770	2,510	(19.3)
0.0 m	kg			*4,060	2,940	*2,860	1,630	*1,990	1,170	5.70
0.0 ft	lb			*8,950	6,480	*6,310	3,590	*4,390	2,580	(18.7)
-1.5 m	kg	*4,110	*4,110	*4,400	2,960	*2,630	1,620	*2,170	1,410	4.99
-4.9 ft	lb	*9,060	*9,060	*9,700	6,530	*5,800	3,570	*4,780	3,110	(16.4)
-3.0 m	kg			*2,340	*2,340			*1,930	*1,930	3.33
-9.8 ft	lb			*5,160	*5,160			*4,250	*4,250	(10.9)

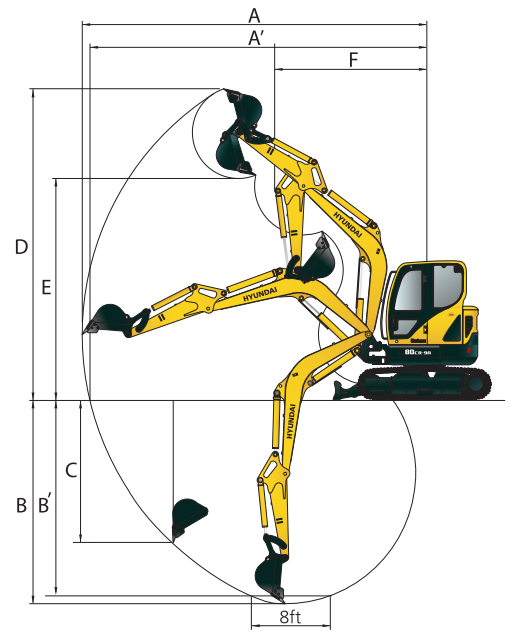

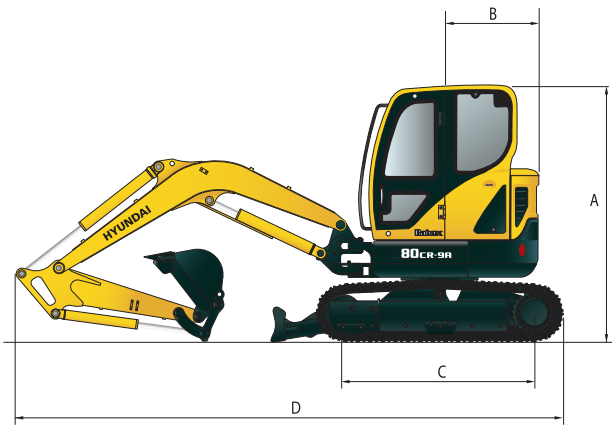
Notes:

- Lifting capacities are based on ISO 10567.
- Lifting capacities of the 9A Series does not exceed 75% of tipping load with the machine on firm, level ground or 87% of full hydraulic capacity.

- The lift-point is a hook (standard equipment) located on the back of the bucket.
- (*) indicates load limited by hydraulic capacity.

Dimensions & Working Range

R80CR-9A DIMENSIONS



R80CR-9A DIMENSIONS

			mm (ft-in)
A Overall height of cab	2,640 (8' 8")	E Track shoe width	Steel 450 (1' 6") Rubber 450 (1' 6")
B Tail swing radius	1,280 (4' 2")	F Track gauge	1,850 (6' 1")
C Tumbler distance	2,200 (7' 3")	G Overall width	2,300 (7' 7")
D Overall length	6,170 (20' 3")	H Ground clearance	360 (1' 2")

BUCKETS

Capacity		Width		Weight
SAE heaped	CECE heaped	Without side cutters	With side cutters	
0.14 m ³ (0.18 yd ³)	0.13 m ³ (0.17 yd ³)	390 mm (15.4")	470 mm (18.5")	185 kg (410 lb)
0.28 m ³ (0.37 yd ³)	0.25 m ³ (0.33 yd ³)	730 mm (28.7")	810 mm (31.9")	230 kg (510 lb)

R80CR-9A WORKING RANGE

	mm (ft-in)	
Boom length	3,400 (11' 2")	
Arm length	1,670 (5' 6")	2,200 (7' 3")
A Max. digging reach	6,960 (22' 10")	7,390 (24' 3")
A' Max. digging reach on ground	6,820 (22' 5")	7,250 (23' 9")
B Max. digging depth	4,180 (13' 7")	4,620 (15' 2")
B' Max. digging depth (8 ft)	3,780 (12' 5")	4,330 (14' 2")
C Max. vertical wall digging depth	3,570 (11' 9")	4,040 (13' 3")
D Max. digging height	6,750 (22' 1")	7,040 (23' 1")
E Max. dumping height	4,730 (15' 6")	5,050 (16' 7")
F Min. swing radius	2,500 (8' 2")	2,610 (8' 7")

STANDARD EQUIPMENT

ISO standard cabin

- Cabin TOPS ISO 12117 (ROPS ISO 12117-2)
- FOG ISO 10262 Level I (FOPS ISO 3449 Level I)
- All-weather steel cab with all-around visibility
- Safety glass windows
- Stow away windshield wiper
- Sliding fold-in front window
- Sliding side window
- Lockable door
- Accessory box and ashtray

Air-conditioner and heater

- Travel alarm
- Quick coupler with piping
- Accumulator
- Cabin rear work lamp

Centralized monitoring

- Engine speed
- Gauges
 - Fuel-level gauge
 - Engine coolant temperature gauge
- Warning Indicators
 - Fuel-level
 - Engine oil pressure
 - Engine coolant temperature
 - Hydraulic oil temperature
 - Low battery
 - Air cleaner clogging
- Fuel prefilter
- Rubber track shoes (450 mm / 1' 6")
- Pattern-change lever
- Additional counterweight (200 kg / 440 lb)
- Door and cab locks, one key
- Radio / USB player with remote control
- Outside rearview mirror

Single-acting piping kit (breaker, etc)

- Double-acting piping kit (clamshell, etc.)
- Fully adjustable suspension seat with seat belt
- Console box tilting system (LH)
- Two front working lights
- Electric horn
- Battery (1 x 12 V x 100 Ah)
- Battery master switch
- 12-volt power supply
- Automatic swing brake
- Removable reservoir tank
- Water separator, fuel line
- Mono boom (3.4 m / 11' 2")
- Arm (1.67 m / 5' 6")
- Track rail guard
- Starting aid (air grid heater) cold weather
- Hyundai bucket (0.18 m³ / 0.24 yd³)

OPTIONAL EQUIPMENT

- Beacon lamp
- Long arm (2.2 m / 7' 3")
- Tool kit
- Safety lock v/v for boom cylinder with overload warning

- Safety lock v/v for arm cylinder
- Steel track shoes (450 mm / 1' 6")
- Rearview camera



www.hceamericas.com
6100 Atlantic Blvd., Norcross, GA 30071
TEL (678) 823 7777 FAX (678) 823 7778