

Hyundai R25Z-9AK

Specifications

Net Power 24.9 hp
(18.1 kW) at 2,350 rpm

Bucket Breakout Force
(ISO) 2,150 kgf / 4,740 lbf

Operating Weight (canopy)
2,560 kg (5,640 lb)

Arm Digging Force
(ISO) 1,490 kgf / 3,280 lbf

ENGINE

MODEL		KUBOTA D1305	
Type		Water-cooled, 4-cycle diesel 4 cylinders in line, direct injection, low emission	
Rated flywheel horsepower	SAE J1995 (gross)	24.9 HP (18.1 kW) at 2,350 rpm	
	J1349 (net)	23.2 HP (17.3 kW) at 2,350 rpm	
Max. torque		8.3 kgf·m (60.17 lbf·ft) at 1,600 rpm	
Bore X stroke		78 mm (3.07") x 88 mm (3.46")	
Piston displacement		1,261 cc (76.9 in ³)	
Battery		1 x 12V x 58 Ah	
Starting motor		12 V - 1.4 kW	
Alternator		12 V - 40 Amp	

HYDRAULIC SYSTEM

MAIN PUMP	
Type	Variable displacement piston pumps + gear pump
Max. flow	2 X 27.6 ℓ/min (7.3 gpm) + 19.6 ℓ / min (5.2 gpm) at 2,300 rpm
Sub-pump for pilot circuit (Gear pump)	10.4 ℓ/min (2.7 gpm)

CROSS-SENSING AND FUEL-SAVING PUMP SYSTEM

HYDRAULIC MOTORS	
Travel	Two-speed axial piston motor with counter balance valve and parking brake
Swing	Axial piston motor with automatic brake

RELIEF VALVE SETTING

Implement circuits	240 kgf/cm ² (3,410 psi)
Travel circuit	220 kgf/cm ² (3,130 psi)
Swing circuit	170 kgf/cm ² (2,420 psi)
Pilot circuit	30 kgf/cm ² (430 psi)
Service valve	Installed

HYDRAULIC CYLINDERS

No. of cylinders bore X stroke	Boom: 75 x 565 mm (3.0" x 22.2")
	Arm: 70 x 500 mm (2.8" x 19.7")
	Bucket: 60 X 420 mm (2.4" x 16.5")
	Boom swing: 75 X 400 mm (3.0" x 15.7")
	Dozer blade: 85 X 140 mm (3.3" x 5.5")

TRAVEL SYSTEM

Drive method	Full hydrostatic type
Drive motor	Axial piston motor, in-shoe design
Reduction system	Planetary reduction gear
Max. drawbar pull	5,300 kgf (11,700 lbf)
Max. travel speed (high) / (low)	4.3 km/hr (2.7 mph) / 2.4 km/hr (1.5 mph)
Gradeability	35° (65%)
Parking brake	Multi-wet disc

CONTROLS Pilot-pressure-operated joysticks and pedals with detachable lever provide almost effortless and fatiguelless operation.

Pilot control	Two joysticks with one safety lever (LH): Arm swing, Boom Swing (RH): Boom and bucket with horn (ISO)
Traveling and steering	Two levers with pedals
Engine throttle	Mechanical, cable type

SWING SYSTEM

Swing motor	Axial piston motor
Swing reduction	Planetary gear reduction
Swing bearing lubrication	Grease-bathed
Swing brake	Wet disc
Swing speed	9.1 rpm

COOLANT AND LUBRICANT CAPACITY

(Refilling)	liter	gal
Fuel tank	30.0	7.9
Engine coolant	5.0	1.1
Engine oil	5.7	1.5
Hydraulic tank	27.0	7.1
Hydraulic system	55.0	14.5

WEIGHT (APPROXIMATE)

Operating weight, including 1,945 mm (6' 5") boom, 1,120 mm (3' 8") arm, SAE heaped 0.07 m³ (0.09 yd³) excavator bucket, 250 mm (10") rubber track, lubricant, coolant, full fuel tank, hydraulic tank, 247 kg (540 lb) counterweight and the standard equipment.

Operating weight (canopy)	2,560 Kg (5,640 lb)
Ground pressure (canopy)	0.32 kg / cm ² (4.55 psi)

UNDERCARRIAGE















X-leg type center frame is integrally welded with reinforced box-section track frames. The undercarriage includes lubricate rollers, track adjusters with shock absorbing springs and sprockets, and track chain with triple grouser shoes.

Center frame	X - leg type
Track frame	Pentagonal box type
No. of upper rollers on each side	1
No. of lower rollers on each side	3

 Rating over front  Rating over side or 360 degree

R25Z-9AK Lifting Capacity ISO Condition 2

Boom: 1.945 m (6' 5") / Arm: 1.12 m (3' 8") / Bucket: 0.07 m³ (0.09 yd³) SAE heaped / Dozer down / Rubber track: 250 mm (9.8") / Canopy Type / Counterweight 247 kg (540 lb)

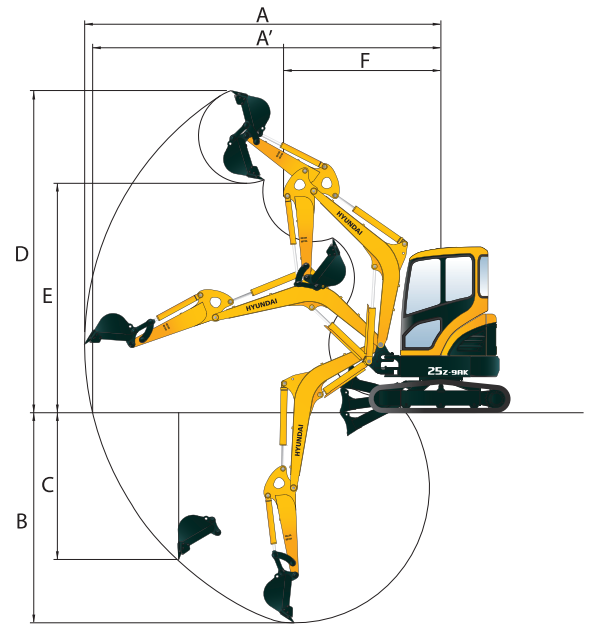
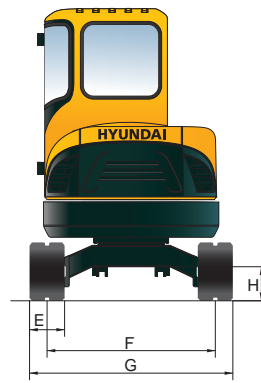
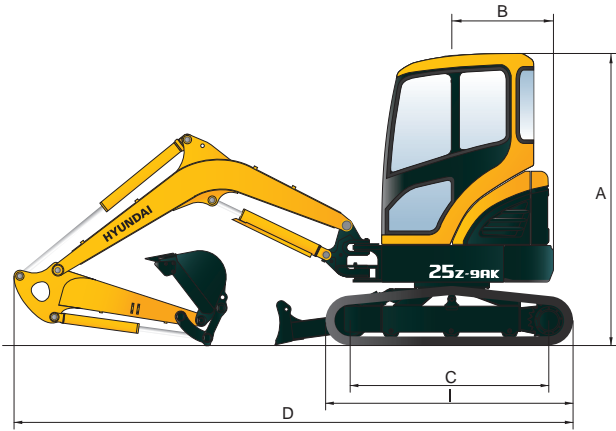
Lift-point height m (ft)	Lift-point radius												At max. reach		
	1.0 m (3.3 ft)		1.5 m (4.9 ft)		2.0 m (6.6 ft)		2.5 m (8.2 ft)		3.0 m (9.8 ft)		3.5 m (11.5 ft)		Capacity	Reach	Reach
															m(ft)
3.0 m	kg								*700	450			*720	430	3.08
9.8 ft	lb								*1,540	1,000			*1,590	950	(10.1)
2.5 m	kg								*680	450			*720	360	3.45
8.2 ft	lb								*1,490	1,000			*1,580	790	(11.3)
2.0 m	kg						*780	600	*740	450	*720	350	*700	320	3.69
6.6 ft	lb						*1,720	1,320	*1,630	980	*1,600	770	*1,550	700	(12.1)
1.5 m	kg				*1,390	820	*1,010	570	*850	430	*770	340	*710	300	3.82
4.9 ft	lb				*3,060	1,800	*2,220	1,270	*1,870	960	*1,700	750	*1,570	650	(12.5)
1.0 m	kg						*1,250	550	*970	420	*830	330	*750	290	3.86
3.3 ft	lb						*2,750	1,220	*2,140	930	*1,830	740	*1,640	630	(12.7)
0.5 m	kg				*1,190	740	*1,420	530	*1,070	410	*880	330	*790	290	3.82
1.6 ft	lb				*2,630	1,640	*3,120	1,180	*2,360	900	*1,940	720	*1,750	640	(12.5)
0.0 m	kg				*1,640	740	*1,480	520	*1,120	400	*890	320	*820	300	3.69
0.0 ft	lb				*3,620	1,630	*3,260	1,160	*2,460	890	*1,970	720	*1,810	660	(12.1)
-0.5 m	kg	*1,220	*1,220	*1,460	1,240	*2,020	740	*1,440	520	*1,090	400		*850	330	3.46
-1.6 ft	lb	*2,680	*2,680	*3,210	2,720	*4,460	1,630	*3,170	1,150	*2,400	890		*1,870	730	(11.3)
-1.0 m	kg	*1,820	*1,820	*2,280	1,250	*1,770	750	*1,280	530	*940	410		*870	390	3.09
-3.3 ft	lb	*4,010	*4,010	*5,030	2,750	*3,890	1,640	*2,820	1,160	*2,070	890		*1,920	860	(10.1)
-1.5 m	kg			*1,900	1,270	*1,280	760	*870	540				*870	540	2.50
-4.9 ft	lb			*4,190	2,800	*2,830	1,680	*1,910	1,190				*1,910	1,190	(8.2)

Notes:

- Lifting capacities are based on ISO 10567.
- Lifting capacities of the 9A Series does not exceed 75% of tipping load with the machine on firm, level ground or 87% of full hydraulic capacity.
- The lift-point is a hook (standard equipment) located on the back of the bucket.
- (*) indicates load limited by hydraulic capacity.

Dimensions & Working Range

R25Z-9AK DIMENSIONS



R25Z-9AK DIMENSIONS

		mm (ft-in)	
A Overall height of cab	2,550 (8' 2")	E Track shoe width	250 (10")
B Tail swing radius	775 (2' 7")	F Track gauge	1,250 (4' 1")
C Tumbler distance	1,490 (4' 11")	G Overall width	1,500 (4' 11")
D Overall length	4,030 (13' 3")	H Ground clearance	290 (11")

BUCKETS

Capacity		Width		Weight
SAE heaped	CECE heaped	Without side cutters	With side cutters	
0.07 m ³ (0.09 yd ³)	0.06 m ³ (0.08 yd ³)	315 mm (12.4")	360 mm (14.2")	115 kg (255 lb)
0.18 m ³ (0.24 yd ³)	0.15 m ³ (0.20 yd ³)	670 mm (26.4")	740 mm (29.1")	170 kg (375 lb)

R25Z-9AK WORKING RANGE

	mm (ft-in)	
Boom length	1,945 (6' 5")	
Arm length	1,120 (3' 8")	1,350 (4' 5")
A Max. digging reach	4,480 (14' 8")	4,680 (15' 4")
A' Max. digging reach on ground	4,340 (14' 3")	4,540 (14' 11")
B Max. digging depth	2,420 (7' 11")	2,645 (8' 8")
C Max. vertical wall digging depth	1,460 (4' 9")	1,605 (5' 3")
D Max. digging height	4,150 (13' 7")	4,235 (13' 11")
E Max. dumping height	2,930 (9' 7")	3,030 (9' 11")
F Min. swing radius	1,980 (6' 6")	1,970 (6' 6")

STANDARD EQUIPMENT

Canopy TOPS ISO 12117
(ROPS ISO 12117-2)
FOG ISO 10262 Level I
(FOPS ISO 3449 Level I)

Centralized monitoring

- Engine speed
- Gauges
- Fuel level gauge
- Engine coolant temperature gauge
- Warning
- Fuel level

- Engine oil pressure
 - Engine coolant temperature
 - Hydraulic oil temperature
 - Low battery
 - Air cleaner clogging
 - Fuel prefilter
- Double-acting piping kit (clamshell, etc)
Outside rearview mirror
Fully adjustable suspension seat with seat belt
Console box tilting system (LH)
Two front working lights
Electric horn
Battery (1 x 12 V x 58 AH)
Battery master switch

- 12-volt power supply
- Automatic swing brake
- Removable reservoir tank
- Water separator, fuel line
- Rubber track shoes (400 mm / 16")
- Mono boom (2.9 m / 9' 6")
- Arm (1.48 m / 4' 10")
- Track rail guard
- Starting aid (air grid heater) cold weather
- Travel alarm
- Quick coupler and piping
- Pattern-change lever
- Hyundai bucket (0.07 m³ / 0.09 yd³)
- Additional counterweight (127 kg / 280 lb)

OPTIONAL EQUIPMENT

ISO standard cabin

Cabin TOPS (ISO 12117)
(ROPS ISO 12117-2)
FOG ISO 10262 Level I
(FOPS ISO 3449 Level I)

Door and cab locks, universal key (cab only)
Heater (cab only)

Radio/USB player with remote (cab only)

Cab features include:

- All-weather steel cab with all-around visibility
- Safety glass windows
- Rise-up type windshield wiper
- Sliding fold-in front window
- Sliding side window
- Lockable door
- Accessory box and ashtray

Beacon lamp

Accumulator
Long arm (1.35 m / 4'5")
Tool kit



www.hceamericas.com

6100 Atlantic Blvd., Norcross, GA 30071

TEL (678) 823 7777 FAX (678) 823 7778