

# H&S

## LINEWRAP™ BALE WRAPPER, BALE PROCESSOR & BALE TRANSPORT



Innovators in the Manufacture  
of Agricultural and  
Commercial Equipment


**QUALITY - TESTED - PROVEN - DURABLE!**



## Maximize Yield and Reduce Cost

Maximize baleage yield with less effort and time than conventional wrapping methods. Reduce wrap costs by wrapping only the diameter of the bale. The H&S LW1100 Linewrap efficiently wraps round bales from 4' - 6' diameter, and large square bales up to 6'6" lengthwise or 5' long crosswise on riser.

Bale Trip Switch Arm



- The **open design** of the 7' bale platform allows debris to fall through. The length of travel of the push bar is controlled with adjustable limit switches to reduce cycle time.

- The Linewrap's two 30" pretensioners have a 65% stretch that allows for a tightly wrapped bale.
- Bale guides center the bales for wrapping and are easily adjusted.



Hoop Start/Stop Switches



- The Linewrap's independent power source is a Honda iGX390 gas engine with electric start. An 18 amp alternator powers the hydraulic system which controls all machine functions.
- An in-line shut-off valve for the pusher eliminates any chance of movement during transport.



# UTILITY FOR ROUND OR SQUARE BALES



- Standard LED light kit is perfect for evening and night wrapping in cooler conditions.

## The Linewrap controls are conveniently located.

1. Automatic/manual/remote operation
2. Manual hoop revolution
3. Bale pusher movement
4. Start/reset switch
5. Tailgate/brake lock
6. Hoop speed control for wrap




- Emergency Stop Cable




- The tailgate has a transport bar to lock the tailgate.
- A hydraulic shutoff valve that must be closed for transport.

- A shutoff valve locks the brakes hydraulically against the tires. This prevents the wrapper from rolling ahead too easily when wrapping so proper pressure is kept between bales.



- The riser kit that allows square bales to be wrapped crosswise is standard equipment.



- The self contained hydraulic system utilizes a large capacity oil reservoir for cooler operation.



# LINEWRAP™ BALE WRAPPER

## AUTOMATIC OPERATING MODE

ALLOWS **ONE** OPERATOR TO LOAD WHILE THE MACHINE WRAPS.



When wrapping is finished, the bale-push is extended out manually to push the bales further down the bale ramp and complete the process.



The telescoping transport pole is pinned to the steering assembly when wrapping to keep the Linewrap in a straight line or to steer around obstacles.

MODEL	
POWER	HONDA IGX390 W/ELECTRIC START
HYDRAULICS	9½ GALLON SELF-CONTAINED RESERVOIR
CONTROLS	AUTOMATIC / MANUAL / REMOTE
SHIPPING LENGTH	16' 10"
WIDTH	8' 10"
HEIGHT	9' 4"
WEIGHT	4,300 LBS.
LENGTH W/TAILOUT DOWN	22' 9"
TIRES	(4) 11L - 15
FILM TENSIONER	(2) 30" X 65%
BALE CAPACITY: ROUND	UP TO 6'
SQUARE	6' 6" LENGTHWISE
SQUARE	5' CROSSWISE

## LINEWRAP™ START/STOP/STEER



The **Remote Control** is beneficial when side loading and stopping the wrapping cycle. The electric over hydraulic steering assembly is also control led by the loading operator with the remote control (B).



## LINEWRAP™ OPTIONAL FEATURES

The **optional Riser Shelf** and 3rd Spear is needed to wrap up to 6½' long square bales lengthwise.

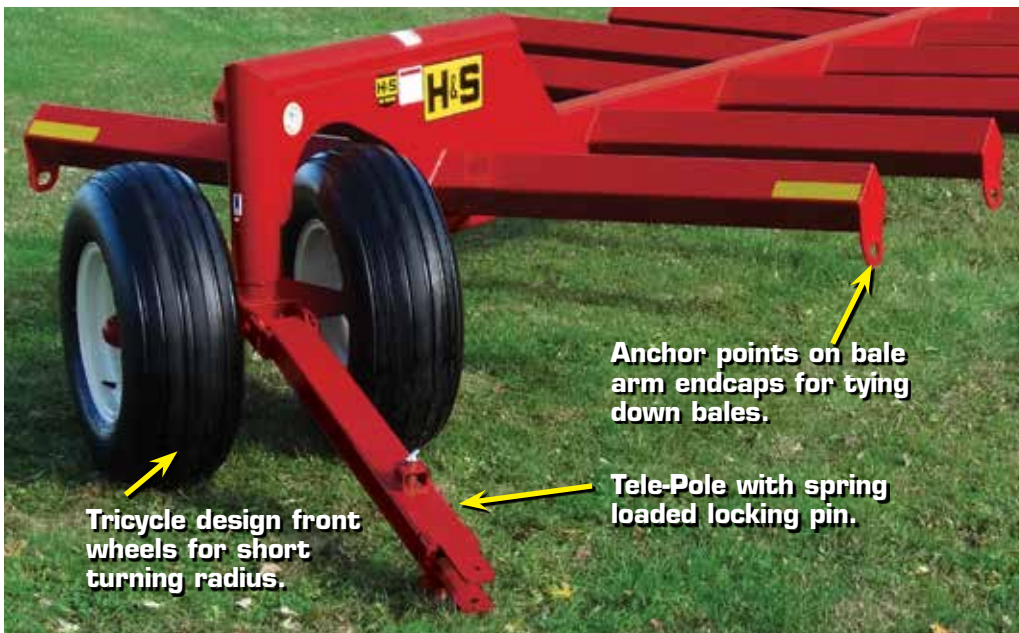


# BALE TRANSPORT



## BT814

**EIGHT BALE CAPACITY**



Tricycle design front wheels for short turning radius.

Anchor points on bale arm endcaps for tying down bales.


Tele-Pole with spring loaded locking pin.

MODEL	BT814
OVERALL LENGTH	28' 10"
OVERALL WIDTH	102"
BALE CRADLE	WIDTH - 41½", LENGTH - 49"
WEIGHT W/TIRES	2080#
OPTIONAL TIRES	REAR - 12½ X 15, FRONT - 11 X 15
FRAME-MAIN BEAM	10" X 4" X 5/16" WALL
BALE ARMS	5" X 5" X 3/16" WALL
G.V.W. CAPACITY	14,000#



## 2 MODELS TO CHOOSE FROM!

With heavy-gauge steel and strong welds, the 2579 & 2958 bale processors shred round or square hay bales, corn stalk bales, and even baleage bales easily!



**Model 2957 - Left Discharge**  
**Model 2958 - Right Discharge**

**Process high moisture hay  
and silage bales with ease!**

**NEW TIRE OPTION**  
**16.5 x 16.1**  
**10 PLY ALLIANCE**  
**All Super Tires/Wheels**

\*Tires shown in photos are no longer available and have been replaced by 14L X 16.1 flotation tires.



# LEFT OR RIGHT DISCHARGE

**NO BELTS - NO CHAINS**



MODEL	LEFT DISCHARGE 2957	RIGHT DISCHARGE 2958
OVERALL LENGTH	193"	193"
WIDTH	119"	119"
HEIGHT (BODY ONLY)	98"	98"
TIRES	14L X 16.1	14L X 16.1
EMPTY WEIGHT	5,700 LBS.	5,800 LBS.
PTO	1 $\frac{3}{8}$ " 21 SPLINE 1000 RPM	1 $\frac{3}{8}$ " 21 SPLINE 1000 RPM
HEAVY DUTY HITCH JACK	STANDARD	STANDARD
ADJUSTABLE HITCH WITH HEAVY DUTY CLEVIS	STANDARD	STANDARD
HYDRAULIC CIRCUITS REQUIRED	STANDARD - 2 3RD REMOTE NEEDED FOR HYD. DEFLECTOR	STANDARD - 2 3RD REMOTE NEEDED FOR HYD. DEFLECTOR
CHAMBER LENGTH	95"	95"
ROTOR SWING DIAMETER	25 $\frac{1}{8}$ "	25 $\frac{1}{8}$ "
NUMBER OF HAMMERS	32	32
HAMMER SIZE	$\frac{1}{2}$ " X 2" X 5 $\frac{1}{4}$ "	$\frac{1}{2}$ " X 2" X 5 $\frac{1}{4}$ "
ROTOR LENGTH	83"	83"
WHEEL TRACK	96"	96"
MINIMUM HORSEPOWER	100 HP	100 HP
HYDRAULIC DEFLECTOR LIFT	OPTIONAL	OPTIONAL



The Bale Processor's **cradle system** constantly and evenly feeds the hammers. Unlike systems that must unroll the bale before shredding, the unique hydraulic cradle rocks bales over the hammers, so the entire cross-section of the bale can be shredded at once.

Fully adjustable loading forks handle all sizes of bales, round or square. Load up to 20 small square bales.



Remove twine through the easy access door, opposite of the discharge.

**STRONG HERITAGE**

**STRONG PEOPLE**

***STRONGER FUTURE!***

For over 50 years, H&S Manufacturing has made life better. Our team is committed to building long-lasting relationships and high performance machinery. As we continue to grow and move forward we want you to farm smarter with our most reliable and innovative farming equipment.

**H&S is proud to be American Made!**



**Warranty:** See operators manual for warranty details and limitations. H&S reserves the right to change its products or the description at any time without notice or obligation.

Models and specifications are subject to change without prior notice.

11/20 3M



**H&S MANUFACTURING**

2608 S. Hume Avenue  
Telephone (715) 387-3414  
FAX (715) 384-5463 • Website [www.hsmfgco.com](http://www.hsmfgco.com)  
**MARSHFIELD, WI 54449**



**H&S WAREHOUSE** 10145 Lakeshore Road  
P.O. Box 1260 • Telephone (716) 736-7595  
FAX (716) 736-7596 • Website [www.hsmfgco.com](http://www.hsmfgco.com)  
**RIPLEY, NY 14775**