

HIGH SPEED PLANTING SOLUTION

TRUE SPEED

KINZE

TRUE. BLUE. Advantage.

Accurately achieve results at TRUE higher speeds.

Double the acres you plant in a day* with **True Speed®**, a high speed electric drive meter that controls seed from meter to seed trench. The result is precise singulation and seed spacing with various seed shapes and sizes from 3-12 mph. **An easy to maintain design that saves you time and money, resulting in a lower cost of ownership.**

*subject to equipment, seed type and field conditions

- Complete control of seed from disc to flighted belt and then on to the seed trench
- Only 3-clicks required to set up for planting with **Blue Vantage®**, the industry's only dedicated planter display that offers a simple, accurate and intuitive user experience
- Low cost of ownership – industry leading wear life components
- Quick changeover of seed type is aided by a pivoting meter mount with lock-up, and easy to remove seed discs
- Self-aligning delivery tube ensures proper meter engagement
- Tool-less meter and delivery tube allows for simple, low cost maintenance
- Plants corn, soybeans, cotton, sugar beets, milo, and sunflowers

Unique meter orientation

Perpendicular meter orientation provides seamless seed handoff from disc to delivery tube

No adjust singulator

One singulator for all crop types requires no adjustment



Brush wheel

- Keeps seed in control with a positive handoff from the seed disc to the delivery belt
- Longer life and low cost replacement provides lower cost of ownership



Kevlar reinforced belt

Wear components designed for long life and lower cost of ownership. Seed delivery belt has 1,500+ acres of wear life per row and removal is not required at end of season.



Lowest release points in the industry

For superior Coefficient of Variation (COV)



Unique seed disc paddle design

Provides positive load-in and holds the seed for precise handoff to delivery belt



Soybean
92 Cell, 30" and
46 Cell, 15"



Corn
32 Cells



Cotton
46 Cells



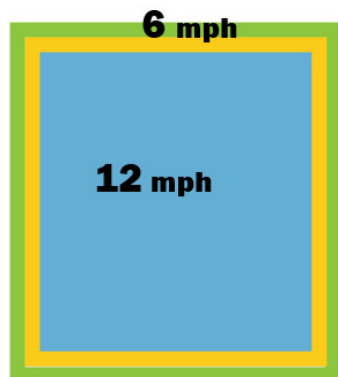
Sugar beet/milo
46 Cells



Oil sunflower
23 Cells

Accuracy at your speed to maximize field efficiency and planting performance at speeds from 3-12 mph.

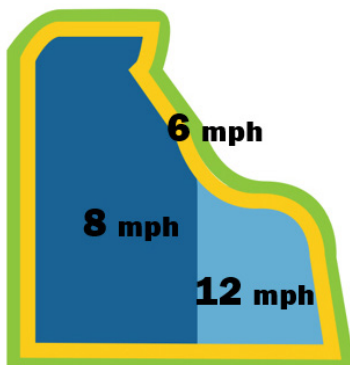
Plant to match conditions/terrains without sacrificing meter performance.



Plant 1,043 more acres per week

Field avg 9 mph = 45 acres/hr
10 hour days (x 7) = 3,178 acres
vs.

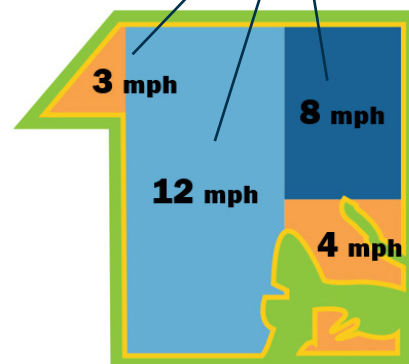
Field avg 6 mph = 31 acres/hr
10 hour days (x 7) = 2,135 acres



Plant 931 more acres per week

Field avg 8.6 mph = 44 acres/hr
10 hour days (x 7) = 3,066 acres
vs.

Field avg 6 mph = 31 acres/hr
10 hour days (x 7) = 2,135 acres



Plant 616 more acres per week

Field Avg 6.75 mph = 34 acres/hr
10 hour days (x 7) = 2,401 acres
vs.

Avg 5 mph = 26 acres/hr
10 hour days (x 7) = 1,785 acres

	5 mph	7 mph	10 mph	12 mph
Acres/hour (24 row planter)	26 acres/hr	36 acres/hr	51 acres/hr	61 acres/hr
Acres/hour (16 row planter)	17 acres/hr	24 acres/hr	34 acres/hr	41 acres/hr
% efficiency increase	-----	29%	50%	60%

True Speed availability:
Bulk Fill 4905, 4705, 3665* and 3505 (8R)*

* Available with Split Row Option

KINZE



Authorized Dealer:

Learn more about the **TRUE. BLUE. Advantage** at kinze.com

© 2022 by Kinze Manufacturing, Inc. Kinze®, the Kinze® logo, are trademarks owned by Kinze Manufacturing, Inc. Kinze Manufacturing, Inc. reserves the right to make changes in engineering, design and specifications, or add improvements at any time without notice or obligation.

MY2023_020122