



SIDEWALKS

PLOWS, SPREADERS,
SPRAYERS

You put in the hours to finish what you start—and then do it all over again—to earn your place. You've dedicated your career to snow and ice management and control, and you deserve the utmost respect.

Founded on innovation in 1997, TrynEx International acknowledges those who put it all on the line by delivering the most dependable and low maintenance equipment available. Designed by people who understand your business from first hand experience, we support doers with durable, technologically advanced equipment, an industry-leading warranty, and unrivaled customer service.

For the diligent and determined, those with a dream and the grit to make it reality, it's time to **make your mark.**



Heavy-Duty UTV

V-PLOW &
STRAIGHT
BLADE PLOW



FEATURES & SPECIFICATIONS

LIGHTWEIGHT, HIGH-STRENGTH STEEL

Constructed of durable, high-strength, low-alloy steel components that are both stronger and lighter than conventional steel.

VERTICAL REINFORCEMENT RIBS

Compact but strong, four (straight blade) or six (V-plow) vertical ribs provide additional reinforcement and stabilizing support.

TRIP PROTECTION

The V-plow is built with an independent trip-edge, whereas the straight blade offers a full-trip moldboard.

PRE-PUNCHED BLADES FOR ACCESSORIES

The blade is pre-punched for easy installation of accessories, providing a custom fit. The pre-punched holes also prevent damage to the powder coat that can sometimes occur when installing an accessory.

HAND-HELD CONTROLS

Choose between the joystick for easy blade control when wearing gloves or the POWER GRIP™ control with backlit buttons. Both feature power "on" and float LEDs and are FLEET FLEX enabled.

RESPONSIVE DIRECT LIFT

The direct lift system includes a massive cylinder that delivers a wide range of motion, impressive lifting power and high stacking performance.

ADDITIONAL FEATURES

Easy Access Components Cover, 5" Steel Cutting Edge, Self-Aligning Receiver Brackets

| MODEL: | 6000 V-Plow | 6000 Straight Blade |
|-----------------|-----------------------------|---------------------|
| Blade Width | 6' | 6' |
| Blade Height | 25.75" hinge/ 29.25" end | 23.5" |
| Approx. Weight* | 354 lb | 261 lb |

*Does not include vehicle mount. Please refer to Power Match for specific vehicle applications—snowexproducts.com/powermatch.



MULTIPLE CONFIGURATIONS (V-PLOW)

V POSITION

By angling the wings backwards, you can put the plow in V position. Adjustable to 5'0" and 5'6" widths.



BUCKET BLADE™ SCOOP POSITION

In order to put the plow in scoop mode, you'll need to angle the wings forward. Adjustable to 4'7" or 5'1" widths.



STANDARD DOUBLE-ACTING CYLINDERS

Allows operation of each wing independently or to lock the wings together for efficient straight blade operation and clean back dragging.



STAND-FREE DESIGN

Because the blade is stable in the V position for either attaching or detaching, no stand is needed.



ACCESSORIES

ALL UTV PLOWS

LIGHT BAR KIT



POLY CUTTING EDGES



DEFLECTOR KITS



6000 V-PLOW

BOLT-ON WING EXTENSIONS



- SHOE ASSEMBLY KITS
- EXTENDED VEHICLE HARNESS
- CURB GUARD KIT (STRAIGHT BLADE)
- BLADE STOP KIT (V-PLOW ONLY)

See Pages 22 & 23 for full list of accessories.

Mid-Duty UTV

**STRAIGHT
BLADE
PLOW**



FEATURES & SPECIFICATIONS

PURPOSE-BUILT

Constructed of high-strength, low alloy steel components that are stronger and lighter than traditional steel. Combined with four vertical reinforcement ribs and a five-inch hardened steel cutting edge, the plow delivers performance and durability one would typically expect from a heavier truck blade.

SWAY-FRAME™ DESIGN

This unique patent-pending design allows the blade to shift side-to-side to align the blade with the wheel track. This keeps the blade in the optimal position to maximize cleanup with each pass and helps prevent the wheels from packing down missed snow.

RESPONSIVE HYDRAULIC DIRECT LIFT

Protect your operators from the elements with the SnowEx® Mid-Duty UTV Plows. Position the plows left, right, up, down, or float from inside the cab with fully hydraulic operation. This hydraulic system has been specifically designed to operate on mid-duty UTV plows, minimizing amperage draw and weight for seamless operation.

| MODEL: | 6000 MD | 7200 MD |
|-----------------------------|---------|---------|
| Blade Width | 5'6" | 6' |
| Blade Height | 19.67" | 19.67" |
| Approx. Weight (Less Mount) | 190 lb | 195 lb |

WEATHERPROOF PLOW CONTROL

The deluxe plow control is IP66-rated against moisture and provides flexibility for either hand-held or dash-mounted configuration. The weather-resistant control uses large, durable switches that are easy to use—even with gloves on.

5'6"- AND 6'-WIDE STEEL MOLDBOARDS


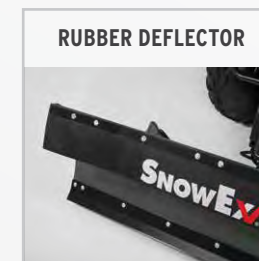
Constructed from high-strength, low-alloy steel components, these plows provide better performance and durability than plastic or stamped-steel products, especially when sidewalk surfaces get brutal. The plows' widths are ideal for sidewalk cleanup.

GROUND CLEARANCE

The mounting system is easy to use and easy to install. Its design optimizes ground clearance and is built tough to withstand harsh environments year after year. Remove the receivers when not in use and keep the mount installed all year long.



ACCESSORIES



See Pages 22 & 23 for full list of accessories.

HELIXX™ 0.35 cu yd

**HOPPER
SPREADER**



FEATURES & SPECIFICATIONS

HELIXX™ MATERIAL DELIVERY

The patent pending corkscrew design of the HELIXX material delivery system is optimized for efficient and cost-effective use of salt. It was designed to operate in the target range for salt spreading best practices. Its innovative design helps prevent clogs and provides a superior material flow when compared with traditional augers.

STAINLESS STEEL CONSTRUCTION

Hopper and frame are constructed of corrosion-resistant stainless steel. The frame features a unique leg and sill design to form a ridged backbone structure for greater durability, and riveted construction provides consistent, quality joints.

CHUTE BAFFLE SYSTEM

Baffles within the chute direct material to key areas on the spinner resulting in a remarkably even and consistent spread pattern, as well as reducing material directed back at the vehicle.

ACCESSORY INTEGRATION

Conveniently connect accessories directly into the hub mounted in the back of the hopper. Accessories automatically integrate with the hopper control without having to run additional wires from the front of the vehicle.

FULL LENGTH HELIXX DESIGN

The HELIXX system runs the entire length of the hopper with variable flights, promoting even unloading of material.

FLIP-UP/REMOVABLE CHUTE

Remove a single pin to flip up the chute, or two pins to take it off entirely without the need for tools. This provides easy hitch access and more flexible storage. A molded spinner plug must be removed when flipped for dumping.


DUAL VARIABLE-SPEED CONTROL

Allows for variable control of spinner and HELIXX speeds for precise material delivery at both a low or high output. Features auto reverse and integrates with accessories.


| | |
|-----------------------------|--------------|
| MODEL: | 12145 |
| Capacity (Volume) | 0.35 cu yd |
| Capacity (Weight) | 750 lb |
| Empty Weight | 192 lb |
| Hopper Length | 30" |
| Min. Bed Length Req. | 28.5" |
| Spread Width | 30' |




ACCESSORIES



EXTENSION COLLARS




SPILL GUARDS




UTV SPREADER CONTROL SHIELD



RATCHET STRAP KIT



INVERTED V KIT



VIBRATOR KIT



LED WORK LIGHT KIT



LED STROBE LIGHT KIT

- CENTRAL POINT GREASE KIT
- LICENSE PLATE KIT

See Pages 22 & 23 for full list of accessories.

Drop Pro™ 600 & 1400

UTV AND
TRACTOR
SPREADERS



FEATURES & SPECIFICATIONS

ULTIMATE SIDEWALK SPREADERS

Designed to drop material exactly where it's needed, which is ideal for sidewalk applications. The SD-600-1 offers a spread width of 36 inches, whereas the larger SD-1400 model has a 48-inch spread width.

SEALED AUGER DRIVE TRANSMISSION

To help prevent corrosion and maximize service life, the drive system is sealed for protection against the elements.

VIBRATING BAFFLE

The vibrating baffle allows a consistent flow of materials to the material feed system.

VARIABLE-SPEED DIGITAL CONTROL

The enhanced digital control allows for precise material flow adjustment. Features a compact design, bright LED lights and integrated buttons for plug-and-play accessory control.

VARIABLE-SPEED DIGITAL CONTROL SD-1400

The digital control allows precise adjustment of the material feed rate, placing you in full control of the spreading results.

ADDITIONAL FEATURES: Top Screen, Fitted Lid, Standard 3-Point Mount (SD-1400)

OPTIONAL MOUNTS (SD-600-1): Utility Mount, Receiver Mount, 3-Point Mount

| MODEL: | SD-600-1 | SD-1400 |
|-------------------|-----------|------------|
| Capacity (Volume) | 6.0 cu ft | 14.0 cu ft |
| Capacity (Weight) | 480 lb | 1,120 lb |
| Empty Weight | 175 lb | 375 lb |



GATELESS MATERIAL DISTRIBUTION SYSTEM

A unique gateless material distribution system with an adjustable baffle and vibrator design maximizes spread consistency while preventing leaks when turned off.

ACCESSORIES

WORK LIGHT SD-600-1



STROBE LIGHT SD-600-1



See Pages 22 & 23 for full list of accessories.

Drop Pro™ 250 & 600

UTV
SPREADERS



FEATURES & SPECIFICATIONS

MATERIAL FEED SYSTEM

The Material Feed System saves time and material while minimizing turf damage, making it the ideal tool for maintaining sidewalks and other narrow areas. The precise material flow (up to 36" spreading width) and unique drop ability allow you to place material exactly where it's needed. This prevents bounce and scatter onto sensitive surfaces. It also has a gateless design to prevent material leaks between applications.

FREE-FLOWING MATERIAL DELIVERY SYSTEM

The material delivery system uses proven paddle geometry and a new interference baffle to agitate the surrounding material with every revolution. This ensures a consistent amount of material flows into the spreader trough and, at the same time, keeps it from bridging.

EASY-TO-ACTIVATE BAFFLES

A 36" spread width makes applications on sidewalks and walking paths easy. When you factor in a 6" salt leach after application, the SnowEx® drop spreaders can treat these surfaces with one or two passes and limit damage to the grass or sensitive surfaces right next to the path. The spread width can be limited to 30" by activating 3" baffles on either side of the trough.

ENHANCED VARIABLE-SPEED DIGITAL CONTROL

Enhanced speed control allows you to precisely match material delivery rate to the conditions. Bright LED lights for better visibility and precise material flow adjustment. Self-diagnostic digital display allows for troubleshooting from the cab.

| MODEL: | 250 | 600 |
|-------------------|-----------|-----------|
| Capacity (Volume) | 2.5 cu ft | 6.0 cu ft |
| Capacity (Weight) | 350 lb | 650 lb |
| Empty Weight | 130 lb | 160 lb |



STANDARD MOUNTS:

3-Point Hitch, 2-inch Receiver, In-Bed

ACCESSORIES

SIDE EXTENSIONS



VIBRATOR KIT



See Pages 22 & 23 for full list of accessories.

Utility & Wireless Utility

TAILGATE SPREADERS



FEATURES & SPECIFICATIONS

SIMPLE, PLUG-AND-PLAY OPERATION

Spreaders that can quickly connect to many different types of vehicles. Specific models cater to the granule size of various bagged de-icing materials.

CONSISTENT MATERIAL DELIVERY

The 3-inch vertical high-flow auger allows for efficient spreading of bagged rock salt and calcium flake.

SEALED DRIVE ENCLOSURE

Electric-powered spinner motor transmission is contained in a sealed, weather-resistant enclosure.

ELECTRIC GATE SP-100-1

Starts and stops material flow to the spinner for better material control and less waste.

VARIABLE-SPEED CONTROL

Weather-resistant, cab-mounted control allows for spinner speed adjustment. Standard on SP-100-1/SP-325. Optional on SP-125-1/SP-225-1.

ADDITIONAL FEATURES

Weather Cover (SP-100-1), Fitted Lid (SP-325), Standard Receiver Mount



| MODEL: | SP-100-1 | SP-125-1 | SP-225-1 | SP-325 | SR-210 |
|-------------------|-----------|-----------|-----------|------------|-----------|
| Capacity (Volume) | 3.0 cu ft | 3.0 cu ft | 3.0 cu ft | 3.25 cu ft | 3.0 cu ft |
| Capacity (Weight) | 240 lb | 240 lb | 240 lb | 260 lb | 240 lb |
| Empty Weight | 75 lb | 65 lb | 68 lb | 79 lb | 68 lb |

See Page 21 for material compatibility.

OPTIONAL MOUNTS

ALL UTILITY & WIRELESS UTILITY SPREADERS

UTILITY MOUNT

Installs spreaders to the back of utility vehicles.



3-POINT MOUNT

Adds spreaders to the 3-point hitch of utility tractors.



DROP UTILITY MOUNT

Provides a lower-profile mount for utility vehicles.



SP-125-1/SP-225-1/SR-210

PIVOT PAL

Allows tailgate spreaders to swing away from tailgate.



ACCESSORIES

SP-125-1

20' MANUAL GATE CABLE KIT



SP-125-1/SP-225-1

WEATHER-RESISTANT CONTROL



SR-210

WIRELESS SPREADER HARNESS



SP-125-1/SP-225-1/SR-210

WEATHER COVER



WIRELESS CONTROL SR-210

A pocket-sized, wireless key fob offers two spinner speed settings for easy operation.

See Pages 22 & 23 for full list of accessories.

Precision Pro

**TAILGATE
SPREADERS**

Broadcast & Drop

**WALK-BEHIND
SPREADERS**



FEATURES & SPECIFICATIONS

VARIABLE-WIDTH SIDEWALK SPREADER

Broadcast-type spreader designed to adjust to varying widths of sidewalks or paths. Offers a variable spread pattern from 4 to 12 feet wide.

CONSISTENT MATERIAL FLOW

Utilizes volumetric feeding system to deliver material directly to the center of the spinner consistently, regardless of material type or condition.

LEAK-FREE MATERIAL DISTRIBUTION

The gateless design doesn't leak material when the spreader is turned off.

ADJUSTABLE SPINNER

Constructed of stainless steel for superior corrosion resistance, the spinner includes adjustable cups to refine the spread pattern in order to most efficiently cater to the application.

DUAL VARIABLE-SPEED CONTROL

Allows for variable control of spinner and auger speeds for precise material delivery, whether at low or high output.

ADDITIONAL FEATURES: Two-Stage Design (auger/spinner), Patented Inverted "V" Baffle, Top Screen, Fitted Lid



| | |
|--------------------------|----------------|
| MODEL: | SP-1675 |
| Capacity (Volume) | 6.0 cu ft |
| Capacity (Weight) | 480 lb |
| Empty Weight | 290 lb |

OPTIONAL MOUNTS



RECEIVER MOUNT
Installs spreaders on a 2-inch receiver hitch.



UTILITY MOUNT
Installs spreaders to the back of utility vehicles. (Requires minimum bed length of 35 inches and minimum bed width of 47 inches.)



3-POINT MOUNT
Install spreaders on the back of tractors.

See Pages 22 & 23 for full list of accessories.



FEATURES & SPECIFICATIONS

SINGLE-SLOT PORT DESIGN

SP-65/SP-85/SP-85SS

A single-slot port design and extra-wide throat opening to maintain a smooth, consistent material flow.

ADJUSTABLE SIDEWALK DEFLECTORS

SP-85/SP-85SS

Limit spread pattern to keep material on the intended path.

PRECISE MATERIAL CONTROL

SD-95/SD-95SS

Drop spreaders deliver a consistent flow of material directly to the ground, reducing waste and preventing material from flinging into unwanted locations.

POLY COVER

A clear poly cover provides weather protection and keeps out foreign objects, while allowing the operator to easily monitor material levels.

TOP SCREEN

A standard top screen prevents large chunks of material from entering the hopper.

STAINLESS STEEL FRAME

SP-85SS/SD-95SS


Helps eliminate rust issues on that area of the spreader.

OVERSIZE TIRES SP-85/SD-85SS & SD-95/SD-95SS

Large, pneumatic tires enhance maneuverability over ice and snow.



ACCESSORIES



POLY DEFLECTOR KIT
Allows for the spreading of material in narrow areas, such as sidewalks.

See Pages 22 & 23 for full list of accessories.

FEATURES & SPECIFICATIONS



UTV COMPATIBLE

The VSS-1000-1 features a compact design to fit most UTV beds, making it perfect for maintaining sidewalks and pedestrian walkways.

See Pages 22 & 23 for full list of accessories.

BAFFLED TANK DESIGN

Reduces the impact of liquid surges when stopping or turning, which minimizes wear and tear on the carrying vehicle and improves safety.

48" SPRAY BOOM

Poly spray boom is corrosion resistant and designed specifically to apply liquid de-icer the width of a sidewalk.

3-POSITION NOZZLES

With triple-stream, single-stream and wide-fan settings, the three-position nozzles allow you to adjust the application for the condition.

SPRAY WAND

A spray wand allows spot spraying applications in areas that are difficult for the vehicle to reach. This professional-duty wand comes standard with 50 feet of hose.



| | |
|-----------------------|-------------------|
| MODEL: | VSS-1000-1 |
| Capacity | 100 gal |
| Empty Weight | 172 lb |
| Overall Length | 60" |



See Pages 22 & 23 for full list of accessories.

FEATURES & SPECIFICATIONS

RECHARGEABLE BATTERY

Sprayers are powered by a 12-volt electric pump, rated at 1 gallon per minute at 60 psi, which includes a rechargeable battery that fully charges in 12 to 16 hours.

BOOMLESS NOZZLE

Boomless nozzle height can be adjusted to spray ice melters up to 48" wide.

SPRAY WAND

Units are equipped with professional-duty, adjustable spray wands for spot-spraying applications.

STAINLESS STEEL FRAME SL-80SS

Durable stainless steel frame enhances corrosion resistance.

LARGE FILL CAP

An easily accessible, extra-wide cap allows for quick filling.

OVERSIZE TIRES

Large, pneumatic tires enhance maneuverability over ice and snow.



| MODEL: | SL-80 | SL-80SS |
|---------------------|--------------|----------------|
| Capacity | 12 gal | 12 gal |
| Empty Weight | 60 lb | 60 lb |

Rotary Broom

WALK-BEHIND
SNOW REMOVAL



FEATURES & SPECIFICATIONS

PIVOTAL BROOM HEAD

Floating pivotal broom head allows for easy adjustments to angle settings, brush rotation speed and down pressure.

MULTIFUNCTION CONTROLS

Easily vary travel speed and direction with the unit's multifunction controls. The drive system features three forward gears and a reverse gear. Maneuvering is simple thanks to a seven-position height adjustment for handlebars, active assisted steering, and a freewheel feature for 360-degree turning.

PLOW AND ATTACHMENT MOUNTING

A standard 40-inch wide plow and other attachments fasten securely and easily to the unit's pin mounting system.

ADDITIONAL FEATURES: Anti-Corrosion Paint, Polar Trec Tires, Blade Attachment, Brush Cover



| | |
|--------------------|----------------|
| MODEL: | SS-4000 |
| Brush Width | 40" |
| Speed | Up to 2.7 mph |
| Weight | 238 lb |

ACCESSORIES



DEBRIS COLLECTOR BOX
Conveniently attaches to the broom for easy cleanup and waste disposal.



MULTI-PURPOSE BRUSH KIT
Achieve multi-season usage with a brush ideal for addressing spring/fall cleanup, construction sites and walkways.



STANDARD DUTY BRUSH KIT
Replacement brush for sidewalks, entryways and other winter applications.

See Pages 22 & 23 for full list of accessories.

Pusher Shovels

MANUAL
SNOW REMOVAL



FEATURES & SPECIFICATIONS

HEAVY-DUTY POLYETHYLENE BLADE

Constructed from ultra-high molecular weight polyethylene for superior strength, wear resistance and snow turnover.

REINFORCED CONSTRUCTION (PUSHER)

A fiberglass pole is securely fastened to the blade with a reinforced triangular base and heavy-duty support bracket for added strength against heavy snow.

BI-DIRECTIONAL BLADE (WHEELED)

With the flip of the blade, the wheeled shovel features bi-directional blade movement for increased versatility on each pass. No tools required!

WHEELS (WHEELED)

6" wheels constructed of durable plastic and rubber allow for easier pushing and increased stability in winter conditions.



| MODEL: | SP-30 | SP-36 | SP-36WL |
|---------------------------|-------------|-------------|-----------------|
| Blade Dimensions | 30" x 9.25" | 36" x 9.25" | 36" x 10.5" |
| Overall Dimensions | 30" x 54" | 36" x 54" | 36" x 48" x 18" |
| Weight | 6 lb | 7 lb | 12 lb |

Storage Containers

ALL-WEATHER
STORAGE

FEATURES & SPECIFICATIONS

VERSATILE ALL-WEATHER APPLICATIONS

These poly containers are great for de-icing material because of their non-corrosive nature, but can also be used for a variety of other storage applications like storing PPE and oil dry for shops and maintenance centers, or bulk item storage for manufacturing facilities.

MOLDED-IN HANDLE

The lid of the container has a molded-in handle for easy lifting when wearing big winter gloves.

FORK POCKETS

The 6, 12, and 18 cu ft models are designed with molded-in fork pockets due to the higher capacity and weight when full. This makes it easier to move with a fork lift and helps to prevent manual strain.

LOCKABLE LIDS

Each storage container has a molded-in closure that can be secured with an extended shank padlock to protect the contents inside.



| MODEL: | 74045 | 74047 | 74049 | 74051 |
|--------------|---------|---------|----------|----------|
| Capacity | 3 cu ft | 6 cu ft | 12 cu ft | 18 cu ft |
| Empty Weight | 19 lb | 35.5 lb | 50.5 lb | 58 lb |



POLY SCOOP

The poly scoop is the perfect way to transfer material out of the storage containers—especially when used for storing de-icing materials, salt, or sand.

See Pages 22 & 23 for full list of accessories.

ACCESSORIES

MOUNTS GUIDE

| | Utility & Wireless | | | | | Drop Pro™ | | | | Precision Pro |
|------------------------|--------------------|----------|----------|--------|--------|-----------|---------|----------|---------|---------------|
| | SP-100-1 | SP-125-1 | SP-225-1 | SP-325 | SR-210 | DPS-250 | DPS-600 | SD-600-1 | SD-1400 | SP-1675 |
| Drop Utility Mount | X | X | X | X | X | | | | | |
| Light-Duty Hitch Mount | X | X | X | X | X | | | | | |
| Receiver Mount | | | | | | std | std | X | | X |
| 3-Point Mount | X | X | X | X | X | std | std | X | std | X |
| Pivot Pal | X | X | X | X | X | | | | | |
| Trailer Mount | X | X | X | X | X | | | | | |
| In-Bed Mount | X | X | X | X | X | std | std | X | | X |

std = Included standard with spreader
x = Sold separately

MATERIALS GUIDE

| | Utility & Wireless | | | | | Drop Pro | | | | Precision Pro | HELIXX™ 0.35 |
|--------------------------|--------------------|----------|----------|--------|--------|----------|---------|----------|---------|---------------|--------------|
| | SP-100-1 | SP-125-1 | SP-225-1 | SP-325 | SR-210 | DPS-250 | DPS-600 | SD-600-1 | SD-1400 | SP-1675 | 12145 |
| Bagged Ice Melters | X | X | X | X | | X | X | X | X | X | X |
| Bagged Rock Salt | X | X | X | X | X | X | X | X | X | X | X |
| Bulk Salt | | | | | | X | X | X | X | X | X |
| Calcium Flakes | X | X | X | X | | X | X | X | X | X | X |
| Calcium Chloride Pellets | X | X | X | X | | X | X | X | X | X | X |
| 50/50 Salt/Sand Mix | | | | | | X | X | X | X | X | X* |
| Sand | | | | | | X | X | X | X | | X* |

*Optional vibrator is recommended for materials that are susceptible to compacting

Walk-Behinds





















| | SP-65 | SP-85/SP-85 SS | SD-95/SD-95 SS |
|--------------------------|-------|----------------|----------------|
| Bagged Ice Melters | X | X | X |
| Bagged Rock Salt | X | X | X |
| Bulk Salt | | | |
| Calcium Flakes | | | |
| Calcium Chloride Pellets | X | X | X |

Sprayers

| | AccuSpray™ VSS-1000-1 | SL-80/SL-80 SS | Pre-Wet System Accessory |
|---------------------------|-----------------------|----------------|--------------------------|
| Brine | X | X | X |
| Calcium Chloride Solution | X | X | X |
| Premium Solutions | X | X | X |

Selecting the proper de-icing materials can vary by operator preference, experience and environmental considerations. Consult your local SnowEx dealer with questions regarding material selection and availability.

ACCESSORIES

| | | | | |
|---|--|---|--|--|
| <p>POLY CUTTING EDGES</p> <p>Durable polyurethane cutting edges withstand abuse while scraping up snow and ice from the surface.</p>  | <p>DEFLECTOR KITS</p> <p>A deflector enhances snow containment and prevents it from blowing onto the windshield.</p>  | <p>SHOE ASSEMBLY KITS</p> <p>For use on surfaces that are rocky and abrasive, such as gravel, the shoe kit lets you set the scraping height of the blade and enhances its ability to float over the plowing surface, rather than digging in.</p>  | <p>BOLT-ON WING EXTENSIONS</p> <p>Wing extensions maximize blade width and carrying capacity, reducing the number of passes to get the job done. <i>Not available on UTV straight blade.</i></p>  | <p>LIGHT BAR KIT</p> <p>Dual-LED light kit bolts into existing holes on UTV plow push bar. <i>Not rated for road use.</i></p>  |
| <p>CURB GUARD KIT</p> <p>Curb guards protect the plow cutting edge while running the blade next to curbs. <i>Not available on UTV V-plow.</i></p>  | <p>BLADE STOP KIT</p> <p>Designed to transfer extreme impacts throughout the blade's structure and reduce stress on the hydraulic rams. <i>Not available on UTV straight blade.</i></p>  | <p>CUP HOLDER MOUNT</p> <p>Designed to fit most cup holders, this secures your plow control or smartphone* on a flexible gooseneck mount for optimal customizable positioning.</p>  | <p>EMERGENCY PARTS BAG</p> <p>Kit includes the most common replacement parts, packaged in a small, durable bag for easy storage behind or under truck seat.</p>  | <p>HYDRAULIC FLUID</p> <p>This zinc-free product can significantly enhance the operation and performance of the hydraulic system to temperatures as low as -40° F. Available in gallon and quart sizes.</p>  |
| <p>ARCTIMAXX™ GREASE</p> <p>Specially formulated to protect moving components in arctic mining conditions, this grease is ideal for protecting bearings, hinges and pivot bolts from -40° F to 300° F.</p>  | <p>TOUCH-UP PAINT</p> <p>Provided in convenient 12 oz aerosol spray cans, touch-up paints deliver an excellent finish to help keep your plow looking its best.</p>  | <p>MULTI-PURPOSE BRUSH KIT</p> <p>Achieve multi-season usage with a brush ideal for addressing spring/fall cleanup, construction sites and walkways.</p>  | <p>STANDARD DUTY BRUSH KIT</p> <p>Replacement brush for sidewalks, entryways and other winter applications.</p>  | <p>DEBRIS COLLECTOR BOX</p> <p>An integral debris collector box conveniently attaches to the broom for easy cleanup and waste disposal.</p>  |
| <p>WORK LIGHT</p> <p>Offer better visibility at rear of spreader during night applications. Available for all FLEET FLEX system spreaders.</p>  | <p>STROBE LIGHT</p> <p>Alerts traffic to spreader's presence, especially during night operations.</p>  | <p>WIRELESS SPREADER HARNESS</p> <p>Provides vehicles with a receptacle for the 7-pin connector of a wireless spreader.</p>  | <p>20' MANUAL GATE CABLE KIT</p> <p>Provides an extended 20' cable for manual gates.</p>  | <p>WEATHER-RESISTANT CONTROL</p> <p>Controls the spinner from a single weather-resistant control located in the vehicle cab.</p>  |

*Control and/or smartphone not included.

ACCESSORY MATRIX

| | Walk- Behind | Utility & Wireless | | | Drop Pro™ | | | | HELIXX™ 0.35 |
|---|-----------------|--------------------|-----------------|--------|------------|---------|----------|---------|-----------------|
| SPREADERS | SP-65 | SP-125-1 | SP-225-1 | SR-210 | DPS-250 | DPS-600 | SD-600-1 | SD-1400 | 12145 |
| LED Work Light Kit | | | | | X | X | X | | X |
| Work Light Kit | | | | | | | X | | |
| LED Strobe Light Kit | | | | | X | X | | | X |
| Strobe Light Kit | | | | | | | X | | |
| Poly Deflector Kit | X | | | | | | | | |
| Weather-Resistant Control | | X | X | | | | | | |
| Variable Speed Control | | X | X | X | | | | | |
| Side Extensions | | | | | X | X | | | |
| Extension Collar | | | | | | | | | X |
| Spill Guards | | | | | | | | | X |
| Inverted V Kit | | | | | | | | | X |
| Vibrator Kit | | | | | X | X | | | X |
| Ratchet Strap Kit | | | | | | | | | X |
| Truck Upfit Kit | | | | | | | | | X |
| Control Cup Holder Mount | | | | | X | X | X | X | X |
| Spreader Control Adapter For Cup Holder Mount | | | | | X | X | X | X | X |
| Shutter Deflector Kit | | | | | | | | | X |
| Tarp Kit | | | | | | | | | X |
| License Plate Mounting Kit | | | | | | | | | X |
| Extension Wiring Harness | | | | | | | | | X |
| PLOWS | MD UTV Straight | | HD UTV Straight | | UTV V Plow | | | | |
| Steel Cutting Edge Kit | | X | | X | | | | | |
| Poly Cutting Edge Kit | | X | | X | | | | X | |
| Rubber Deflector | | X | | X | | | | X | |
| Shoe Assembly Kit | | X | | X | | | | X | |
| Cable Assembly | | | | X | | | | X | |
| Plow Height Adapter Plate Kit | | | | X | | | | X | |
| Curb Guard Kit | | | | X | | | | | |
| Flexible Control Mount | | X | | X | | | | | |
| Cup Holder Control Mount | | X | | X | | | | X | |
| Dielectric Grease | | X | | X | | | | | |
| Hydraulic Fluid | | X | | X | | | | X | |
| ARCTIMAXX™ Grease | | X | | X | | | | X | |
| Wing Extension Kit, V-Plow | | | | | | | | X | |
| Blade Stop Kit, V-Plow | | | | | | | | X | |
| LED Light Kit | | | | | | | | X | |
| Center Edges | | | | | | | | X | |
| Poly Blade Guide | | X | | X | | | | X | |

SPECIFICATIONS



Heavy-Duty UTV Plows

| | 6000 V-Plow | 6000 Straight Blade |
|------------------------------------|--|--------------------------------|
| Blade Width | 6' (182.9 cm) | 6' (182.9 cm) |
| Blade Height | 25.75" at hinge/29.25" at end (65.4 cm/74.3 cm) | 23.5" (59.7 cm) |
| Blade/Wing Thickness | 14 ga | 14 ga |
| Reinforcement Ribs | 6 | 4 |
| Trip Springs | 2 steel | 2 steel |
| Angle Cylinders | 1" x 8.75" (2.5 cm x 22.3 cm) | 1" x 7" (2.5 cm x 17.8 cm) |
| Plowing Width | Full Angle: 5' (152 cm) Scoop: 4'7" (140 cm) Full V: 5' (152 cm) | 5'4" (163 cm) |
| Approx. Weight (Less mount) | 354 lb (160.6 kg) | 261 lb (118.4 kg) |
| Cutting Edge | 0.25" x 5" (0.64 cm x 12.7 cm) | 0.25" x 5" (0.64 cm x 12.7 cm) |



Mid-Duty UTV Plows

| | 6000 MD | 7200 MD |
|--------------------------------------|-------------------------------|-------------------------------|
| Blade Width | 5'6" (1.68 m) | 6' (1.83 m) |
| Blade Height | 19.67" (50 cm) | 19.67" (50 cm) |
| Blade/Wing Thickness | 16 ga | 16 ga |
| Vertical Ribs | 4 | 4 |
| Trip Springs | 2 | 2 |
| Lift Cylinder (Single Acting) | 1.5" x 3" (3.8 cm x 7.6 cm) | 1.5" x 3" (3.8 cm x 7.6 cm) |
| Angling Ram (Double Acting) | 1.5" x 4" (3.8 cm x 10.2 cm) | 1.5" x 4" (3.8 cm x 10.2 cm) |
| Plowing Width | 4'11" (1.50 m) | 5'4" (1.63 m) |
| Approx. Weight (Less mount) | 190 lb (86.2 kg) | 195 lb (88.5 kg) |
| Cutting Edge | 0.25" x 4" (0.6 cm x 10.2 cm) | 0.25" x 4" (0.6 cm x 10.2 cm) |
| Mount Type | Mid-Duty UTV Mounting System | |



Utility & Wireless

| | SP-100-1 | SP-125-1 | SP-225-1 | SP-325 | SR-210 |
|------------------------|--|-----------------|-----------------|---|--|
| Empty Weight | 75 lb (34.0 kg) | 65 lb (29.5 kg) | 68 lb (30.8 kg) | 79 lb (35.8 kg) | 68 lb (30.8 kg) |
| Overall Length | 22" (55.9 cm) | | | 18" (45.7 cm) | 22" (55.9 cm) |
| Overall Height | 30" (76.2 cm) | | 32" (81.3 cm) | 33" (83.8 cm) | 32" (81.3 cm) |
| Overall Width | 30" (76.2 cm) | | | 33" (83.8 cm) | 30" (76.2 cm) |
| Hopper Length | 22" (55.9 cm) | | | 16.5" (41.9 cm) | 22" (55.9 cm) |
| Hopper Width | 30" (76.2 cm) | | | 33" (83.8 cm) | 30" (76.2 cm) |
| Capacity* | 3.0 cu ft (0.085 cu m)/240 lb (108.9 kg) | | | 3.25 cu ft (0.092 cu m)/260 lb (117.9 kg) | 3.0 cu ft (0.085 cu m)/240 lb (108.9 kg) |
| Spreading Width | Up to 20' (6.1 m) | | | Up to 25' (7.6 m) | |
| Mounting | 2" light-duty hitch mount is standard | | | | |



0.35 HELIXX™

| | 12145 |
|------------------------|---|
| Empty Weight | 192 lb (87.1 kg) |
| Overall Length | 52.75" (134 cm) |
| Overall Height | 45.5" (115.6 cm) |
| Overall Width | 38" (96.5 cm) |
| Hopper Length | 30" (76.2 cm) |
| Hopper Width | 38" (96.5 cm) |
| Capacity* | 0.35 cu ft (0.027 cu m)/750 lb (340.2 kg) |
| Spreading Width | 30' (9.14 m) |
| Mounting | Truck bed mounted with ratchet-strap assist |



Drop Pro™

| | SD-600-1 | SD-1400 |
|------------------------|--|---|
| Empty Weight | 175 lb (79.4 kg) | 375 lb (170.1 kg) |
| Overall Length | 24" (61.0 cm) | 30" (76.2 cm) |
| Overall Height | 28" (71.1 cm) | 38" (96.5 cm) |
| Overall Width | 49.5" (125.7 cm) | 60" (152.4 cm) |
| Hopper Length | 20.25" (51.4 cm) | 24.25" (61.6 cm) |
| Hopper Width | 48" (121.9 cm) | 59.4" (150.8 cm) |
| Capacity* | 6.0 cu ft (0.17 cu m)/480 lb (217.7 kg) | 14.0 cu ft (0.4 cu m)/1,120 lb (508.0 kg) |
| Spreading Width | 36" (91.4 cm) | 48" (121.9 cm) |
| Mounting | Utility, receiver, or 3-point mount optional | Category 1, 3-point mount standard |



Drop Pro

| | DPS-250 | DPS-600 |
|------------------------|---|---|
| Empty Weight | 130 lb (58.9 kg) | 160 lb (72.6 kg) |
| Overall Length | 17" (43.2 cm) | 20" (50.8 cm) |
| Overall Height | 17.5" (44.5 cm) | 28" (71.1 cm) |
| Overall Width | 42" (106.7 cm) | 42" (106.7 cm) |
| Hopper Length | 13" (33.0 cm) | 17" (43.2 cm) |
| Hopper Width | 36.5" (92.7 cm) | 36.5" (92.7 cm) |
| Capacity* | 2.5 cu ft (0.07 cu m)/350 lb (158.8 kg) | 6.0 cu ft (0.17 cu m)/650 lb (294.8 kg) |
| Spreading Width | 30" to 36" (76.2 to 91.4 cm) | 30" to 36" (76.2 to 91.4 cm) |
| Mounting | 3-Point Mount, 2-Inch Receiver, or In-Bed Mount | |



Precision Pro

| | SP-1675 |
|------------------------|--|
| Empty Weight | 290 lb (131.5 kg) |
| Overall Length | 30" (76.2 cm) |
| Overall Height | 30" (76.2 cm) |
| Overall Width | 49.5" (125.7 cm) |
| Hopper Length | 20" (50.8 cm) |
| Hopper Width | 48" (121.9 cm) |
| Capacity* | 6.0 cu ft (0.17 cu m)/480 lb (217.7 kg) |
| Spreading Width | 4' to 12' (1.2 to 3.7 m) |
| Mounting | Utility, receiver, or 3-point mount optional |



Walk-Behind





| | SP-65 | SP-85/SP-85SS | SD-95/SD-95SS |
|------------------------|-------------------|-------------------|------------------|
| Empty Weight | 25 lb (11.3 kg) | 42 lb (19.1 kg) | 55 lb (24.9 kg) |
| Overall Length | 50" (127.0 cm) | 52" (132.1 cm) | 48" (121.9 cm) |
| Overall Height | 28" (71.1 cm) | 33" (83.8 cm) | 36" (91.4 cm) |
| Overall Width | 26" (66.0 cm) | 29" (73.7 cm) | 38.25" (97.2 cm) |
| Hopper Length | 18" (45.7 cm) | 20" (50.8 cm) | 13" (33.0 cm) |
| Hopper Width | 23" (58.4 cm) | | 30" (76.2 cm) |
| Capacity* | 100 lb (45.4 kg) | 160 lb (72.6 kg) | |
| Spreading Width | Up to 20' (6.1 m) | Up to 20' (6.1 m) | 28" (71.1 cm) |
| Mounting | N/A | | |

*Material weight equates to approximately 2,160 lb/cu yd or 80 lb/cu ft (1 bag of rock salt). Please visit snowexproducts.com for the most current specifications.

SPECIFICATIONS

| |  AccuSpray™ VSS-1000-1 |  Walk-Behind SL-80/SL-80SS |
|------------------------|---|---|
| Empty Weight | 172 lb (78.0 kg) | 60 lb (27.2 kg) |
| Overall Length | 60" (154.4 cm) | 48" (121.9 cm) |
| Overall Height | 50" (127.0 cm) | 33" (83.8 cm) |
| Overall Width | 48" boom (121.9 cm) | 28" (71.1 cm) |
| Floor Length | 45" (114.3 cm) | N/A |
| Floor Width | 32" (81.3 cm) | N/A |
| Tank Length | 37" (94.0 cm) | N/A |
| Tank Width | 30" (76.2 cm) | N/A |
| Capacity | 100 gal (378.5 L) | 12 gal (45.4 L) |
| Spraying Width | Up to 6' (1.8 m) | Up to 48" (121.9 cm) |
| Spraying Volume | 48" boom (121.9 cm) | 1 gal/min (3.8 L/min) |
| | 20 gal per acre (75.7 L) at 10 mph (16.1 km/h) | |

| |  Rotary Broom SS-4000 |
|-------------------------|--|
| Weight | 238 lb (108.0 kg) |
| Overall Length | 72" (182.9 cm) 80" w/Snow blade (203.2 cm) |
| Overall Height | 42.5" (108.0 cm) |
| Overall Width | 40" (101.6 cm) |
| Brush Width | 40" (101.6 cm) |
| Snow Blade Width | 40" wide (101.6 cm) 37" angled (94.0 cm) |
| Speed | Up to 2.7 mph (4.35 km/h) |
| Engine | HONDA® |

| |  74061 |  74063 |  74065 |  74067 |
|-----------------------------------|--|--|--|--|
| Material Capacity | 3 cu ft (0.08 cu m) | 6 cu ft (0.17 cu m) | 12 cu ft (0.34 cu m) | 18 cu ft (0.51 cu m) |
| Empty Weight | 19 lb (8.62 kg) | 35.5 lb (16.10 kg) | 50.5 lb (22.91 kg) | 58 lb (26.31 kg) |
| Dimensions Overall (LxWxH) | 33" x 22.75" x 17.4" (83.82 cm x 57.79 cm x 44.20 cm) | 48" x 33.25" x 20.75" (121.92 cm x 84.46 cm x 52.71 cm) | 48" x 33.25" x 27.75" (121.92 cm x 84.46 cm x 70.49 cm) | 48" x 33.25" x 35.75" (121.92 cm x 84.46 cm x 90.81 cm) |
| Fork Pockets | No | Yes | Yes | Yes |

| |  SP-30 |  SP-36 |  SP-36WL (Wheeled) |
|----------------------------------|---|--|---|
| Weight | 6 lb (2.7 kg) | 7 lb (3.2 kg) | 12 lb (5.4 kg) |
| Blade Dimensions | 30" x 9.25" (76.2 x 23.5 cm) | 36" x 9.25" (91.4 x 23.5 cm) | 36" x 10.5" (91.4 x 26.7 cm) |
| Overall Shovel Dimensions | 30" x 54" (76.2 x 137.2 cm) | 36" x 54" (91.4 x 137.2 cm) | 36" x 48" x 18" (91.4 x 121.9 x 45.7 cm) |

WEBSITE RESOURCES

CONTACT YOUR LOCAL SnowEx® DEALER

Call or visit your local SnowEx dealer to learn more about the full-line of SnowEx snow and ice control products, inquire about product availability or installation, or ask questions about which products would be the best fit for your job or vehicle application.

To find your local SnowEx dealer, visit snowexproducts.com/dealer-locator.

WARRANTY & REGISTRATION

TrynEx International offers a 2-year limited warranty on most SnowEx snow and ice control products. Register your equipment today to create a record of your purchase and receive a full range of benefits including trouble-free warranty work, serial number identification for theft protection, and promotions.

Register your products by visiting snowexproducts.com/support/warranty-registration.

Please visit snowexproducts.com for the most current specifications.



SNOWEX[®]

MAKE YOUR MARK

SPREADERS / PLOWS / LIQUIDS / SIDEWALKS



Contract # 080818-DDY

TrynEx International holds a national cooperative contract through Sourcewell, formerly NJPA, a government agency that offers cooperative purchasing and other services to more than 50,000 government entities and nonprofit organizations such as municipalities, counties, DOT and educational institutions. Sourcewell Members can save both time and money purchasing from competitively solicited contracts. The awarded contract includes pricing for its snow and ice handling equipment, supplies and accessories.

Specifications subject to change without notice. Images may not reflect dealer inventory and/or unit specifications.

TrynEx International, LLC, reserves the right under its product improvement policy to change construction or design details and furnish equipment when so altered without reference to illustrations or specifications used. TrynEx International, LLC, or the vehicle manufacturer may require or recommend optional equipment for sprayers. Do not exceed vehicle ratings with a sprayer. This product is manufactured under the following US patents: 9,890,310 and other patents pending. TrynEx International, LLC, offers a limited warranty for all sprayers and accessories. See separately printed page for this important information. The following are registered (®) or unregistered (™) trademarks of Douglas Dynamics, LLC: AccuSpray™, ARCTIMAXX™, Brine Pro™, Liqui Maxx™, HELIXX™, HDV™, POWER GRIP™, Salt Traxx®, SnowEx®, Sway-Frame™.