



2024-25 SEASON | SIDEWALK VEHICLE EQUIPMENT



WHATEVER IT TAKES

Navigating high-traffic areas during the chaos of winter is no easy feat for contractors. That’s why we’re dedicated to delivering solutions that RESTORE ORDER to your walkways. Our unbeatable sidewalk solutions SR Scout, Snowrator® and SR MAG are your all-in-one sidewalk warriors. When it comes to battling the storm, count on BOSS, because we do Whatever It Takes.

BUILD YOUR SOLUTION	04
SR SCOUT	06
SNOWRATOR®	08
SR MAG	10
SR MAG IMPLEMENTS	12
SR SCOUT vs. SNOWRATOR® vs. SR MAG	14
ACCESSORIES & ATTACHMENTS	16
VEHICLE ENHANCEMENTS.	18

R



BUILD YOUR SOLUTION

We're proud to offer a variety of sidewalk solutions that fit your needs no matter the size. From large-scale solutions such as the SR MAG, to the tried-and-true original Snowrator®, to our newest paired-down solution, the SR Scout, we have the tools you need to complete your job right the first time.

Ready to get started? Scan the QR code to build the sidewalk solution that's right for you.

For enhanced safety, BOSS recommends wearing Personal Protective Equipment (PPE) while operating our products.

UR



MONEY MAKER



LABOR SAVER



TIME SAVER



TASKMASTER



BUILD YOUR
SOLUTION





SCOUT^{SR}

Compact Power and Design.

Standard Features

- BOSS Engineered Electrical System
- Float and Active Down Force
- Four-Wheel Drive with Zero Turn Radius Capabilities
- 3 LED Worklights
- ¼" 1080 Steel Reversible Cutting Edge
- Ultimate Stacking Power
- Ergonomic Design
- Easy-To-Use Controls
- Hydraulic 4x4 Traction System
- BOSS Hydraulic Cylinders & Trip Springs
- Mild Steel Chassis
- Engine-Directed Heat to Operator
- BOSS Designed 4' Hydraulic Snowplow
- Electric Start with Recoil Backup



SEE IT IN ACTION



Optional Accessories

- Snow Deflector
- Blade Guides
- Blade Extensions
- Box Wing Kit
- Urethane Cutting Edges
- $\frac{3}{8}$ " AR450 Extended Wear Cutting Edge
- Plow Shoes
- Turf Defender
- Shovel Mounting Kit
- 5-Gallon Bucket Mount
- Cover

Product Specs

SR SCOUT

Model

73.5"

Vehicle Length

34"

Vehicle Width

48"

Plow Width

800 lbs

Vehicle Weight

Kohler® CH440 cc Carbureted Engine
Engine Manufacturer

6 mph | 4 mph
Speed Forward | Reverse



SNOWRATOR®

Right-Sized Power and Performance.

Standard Features

- BOSS Engineered Electrical System
- Float and Active Down Force
- Four-Wheel Drive with Zero Turn Radius Capabilities
- 3 LED Worklights
- BOSS Designed 4' Hydraulic Snowplow
- BOSS Hydraulic Cylinders and Trip Springs
- 20-Gallon Anti-Icing/Deicing Brine System
- 1/4" 1080 Steel Reversible Cutting Edge

Optional Attachments

- EXACT PATH® 1.5 Cubic Foot Drop Spreader
- 20-Gallon Auxiliary Tank
- TGS 85 Broadcast Spreader



SEE IT IN ACTION



Optional Accessories

- Snow Deflector
- Blade Guides
- Blade Extensions
- Box Wing Kit
- Urethane Cutting Edges
- $\frac{3}{8}$ " AR450 Extended Wear Cutting Edge
- Plow Shoes
- Turf Defender
- Shovel Mounting Kit
- 5-Gallon Bucket Mount
- Carry Trays
- Snow Flaps
- Cover

Product Specs

SNOWRATOR®

Model

77"

Vehicle Length

39"

Vehicle Width

48"

Plow Width

827 lbs

Vehicle Weight

Kohler® CH440 cc Carbureted Engine
Engine Manufacturer

5 mph | 3 mph
Speed Forward | Reverse



BIGGER. BADDER. BOLDER.

Standard Features

- BOSS Engineered Electrical System
- Float and Active Down Force
- Four-Wheel Drive with Zero Turn Radius Capabilities
- 3 LED Worklights
- 690 Cold Cranking Amps
- 8-Gallon Fuel Capacity
- BOSS Hydraulic Cylinders
- Kohler® EFI Engine
- Electronic Throttle Body Engine
- 25° of Lift and 17° of Depression
- Engine Directed Heat to Operator
- Cup Holder
- Onboard Diagnostics
- Operator Presence Switch
- Stainless Steel Chassis

Optional Accessories

- Snow Deflector
- Blade Guides
- Blade Extensions
- Box Wing Kit
- Urethane Cutting Edges
- 3/8" AR450 Extended Wear Cutting Edge
- Plow Shoes
- Turf Defender
- Shovel Mounting Kit
- 5-Gallon Bucket Mount
- Carry Trays
- Snow Flaps



SEE IT IN ACTION



Optional Implements

- 4'2" XT Plow
- 4' and 5' Straight-Blade Plows
- 48" STX Snow Thrower
- 48" BRX Broom

Optional Attachments

- TGS 85 Broadcast Spreader
- EXACT PATH® 1.5 Cubic Foot Drop Spreader
- 40-Gallon Brine System

Product Specs

SR MAG

Model

60"

Vehicle Length*

39"

Vehicle Width*

52"

Vehicle Height

1,046 lbs

Vehicle Weight*

Kohler® ECH 749 cc EFI Engine
Engine Manufacturer


8 mph | 5 mph
Speed Forward | Reverse

IMPLEMENTS



4'2" XT Plow

4'2" V-Plow features AR450 cutting edges, built-in snow catcher and curb guards.



STX48 Snow Thrower

48" snow thrower moves snow 2-35 feet with a 14.5 horsepower, 2,500 psi motor.



BRX48 Broom

48" broom with long-lasting bristles works in forward or reverse.



4' and 5' Straight-Blade Plows

Tough 4' and 5' straight-blade plows quickly adapt to any job at hand.

ATTACHMENTS



TGS 85 Broadcast Spreader

Rear-mounted Poly TGS 85 Broadcast Spreader features a 1/6-horsepower motor and can accommodate up to 50 lbs of deicing material.




EXACT PATH® 1.5 CU. FT. Drop Spreader

EXACT PATH® dispenses precise amounts of deicer precisely where needed, preserving grass and landscaping. Can accommodate up to 150 lbs of deicing material.

40-Gallon Brine System

Pre-treat and/or post-treat with this top mounted, easy-to-install brine tank attachment. The liquid technology offers adjustable flow rates at speeds ranging from 2 to 8 mph and a translucent tank for easy-to-read capacity.



MAG

IMPLEMENTS & ATTACHMENTS

Expertly Crafted Solutions.



CHECK OUT THE
NEW BRINE SYSTEM





FIND THE RIGHT SIDE

BOSS offers a solution for all your sidewalk needs, regardless of size. From the alpha in snow and ice control, the SR MAG, to the compact SR Scout, and the tried-and-true Snowrator®, BOSS has the right sidewalk solutions to BACK YOU UP. Take a look at the strengths of each of member of the sidewalk vehicle family.

Attachments	SR Scout	Snowrator®	SR MAG
4'2" XT	❌	❌	❌
4' Straight-Blade	❌	❌	❌
5' Straight-Blade	❌	❌	❌
48" STX Snow Thrower	❌	❌	❌
48" BRX Broom	❌	❌	❌
EXACT PATH®	❌	❌	❌
TGS 85	❌	❌	❌
40-Gal Brine Kit	❌	❌	❌
20-Gal Brine Kit	❌	❌	❌
Bucket Mount	❌	❌	❌

Electrical	SR Scout	Snowrator®	SR MAG
Electric Start	❌	❌	❌
Battery CCA	350	350	690
Charging System (amp)	18	18	50
Keyed Power	❌	❌	❌
Front Lights	2 STD	2 STD	2 STD
Rear Light	1 STD	1 STD	1 STD
Lumens per Light	1200	1200	1200
Lumens Total	3600	3600	3600

Engine	SR Scout	Snowrator®	SR MAG
Displacement	CH440 cc	CH440 cc	749 cc
Engine Manufacturer	Kohler	Kohler	Kohler
Engine Type (Carb or EFI)	Carb	Carb	EFI
Electronic Throttle Body	❌	❌	❌
Cooling System	AIR	AIR	AIR
Fuel	GAS	GAS	GAS
Fuel Capacity	1.85 GAL	1.85 GAL	8.0 GAL

Drive	SR Scout	Snowrator®	SR MAG
4x4	❌	❌	❌
Type	Skid Steer	Skid Steer	Skid Steer

Speed	SR Scout	Snowrator®	SR MAG
Forward	6 MPH	5 MPH	8 MPH
Reverse	4 MPH	3 MPH	5MPH



DEWALK SOLUTION

Vehicle	SR Scout	Snowrator®	SR MAG
Turning Radius	Zero Turn	Zero Turn	Zero Turn
Approach Angle	33.5°	21.5°	47°
Departure Angle	22°	21.8°	28.72°
Break Over Angle	54°	71.7°	57.6°
Lift Height	14.5"	11.81"	14.28"
Down Pressure Angle	5°	15.3°	17.5°
Ground Clearance	5.25"	5.17"	6"
Lift Angle	32°	25°	25°
Length	73.5"	77.31"	60"
Width	34"	39"	39"
Height	48"	54.16"	52"
Weight	800 lbs	827 lbs	1,046 lbs
Wheelbase	25"	24"	26.5"
Tires	18x8.5-10	18x8.5-10	18x8.5-10
Chassis	Mild Steel	Stainless Steel	Stainless Steel

Hydraulics	SR Scout	Snowrator®	SR MAG
High Flow Hydraulics	❖	❖	❖
Low Flow Hydraulic Circuits	2	2	2
Quick Disconnect (High Flow)	❖	❖	❖
Quick Disconnect (Low Flow)	❖	❖	❖
Warranty	SR Scout	Snowrator®	SR MAG
Three-Year	❖	❖	❖
Operator Features	SR Scout	Snowrator®	SR MAG
12V Charging Port	❖	❖	❖
Onboard Diagnostics	❖	❖	❖
Foldable Operator Platform	❖	❖	❖
Operator Warming	❖	❖	❖
Cup Holder	❖	❖	❖

SIDEWALK

ACCESSORIES & ATTACHMENTS





SEE MORE

BLADE PERFORMANCE



Box Wing Kit

These wings easily bolt to the 4' and 5' straight-blade snowplows, providing a box-plow effect.



Rubber Snow Deflector

Increase visibility with this rugged snow deflector. (Compatible with 4'2" XT and 4' and 5' straight-blade plows.)



Urethane Cutting Edges

Optimum squeegee effect. Also prevents damage to sensitive surfaces. (Compatible with 4'2" XT and 4' and 5' straight-blade plows.)



Blade Extensions

Extend the width of your 4' and 5' straight-blade plows by 12" overall (6" on each side).

PLOW ENHANCEMENTS



Plow Shoes

Reduce wear and tear on the plow's cutting edge.



Blade Guide

Get a better view of the exact width of your blade with these sturdy blade guides.

DEICING ATTACHMENTS



TGS 85 Broadcast Spreader

Rear-mounted Poly TGS 85 Broadcast Spreader features a 1/8-horsepower motor and can accommodate up to 50 lbs of deicing material. (Not compatible with SR Scout.)



20-Gallon Auxiliary Tank

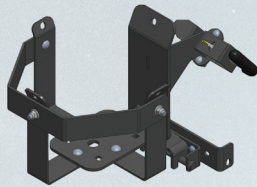
Integrates with existing pump, nozzles and wand. Cuts return trips to refill by half. (Not compatible with SR Scout or SR MAG.)

EXACT PATH® 1.5 Cubic Foot Drop Spreader

Dispenses precise amounts of deicer precisely where needed, preserving grass and landscaping. Can accommodate up to 150 lbs of deicing material. (Not compatible with SR Scout.)



VEHICLE ENHANCEMENTS



5-Gallon Bucket Mount

Attaches simply to give the operator easy access to additional deicing materials.



Snow Flap

Protects your Snowrator® fenders and exterior from snow, mud and debris.



Carry Trays

Keep additional gear, fuel and deicing materials in easy reach on your Snowrator® (not compatible with SR Scout or SR MAG).



Shovel Mounting Kit

Carry a shovel right on your machine to quickly clean up around doorways and hard-to-reach areas.

TOOLS



Pusher & Scoop Shovels

These high-performance, contractor-grade snow shovels are built BOSS tough. Pusher shovels available in 28", 36" and 48" widths.



Snowrator® Cover*

Protect your investment and keep it ready to roll with this heavy-duty, weather-resistant cover.

*Cover shown with opacity to show fit. Requires removal of front attachment for SR MAG.



5-Gallon Buckets & Lids

Be ready for the worst weather with buckets that let you carry additional supplies and materials to any job site. (Buckets and lids sold separately.)



Snowrator®, SR Scout & SR MAG Hydraulic Fluid

This high-performance fluid is specifically formulated for top performance under tough conditions.

THREE-YEAR LIMITED WARRANTY

All BOSS Snowrators, SR Scouts and SR MAGs are guaranteed to be free from defects in material and workmanship for three full years from the date of purchase. Stop by any authorized BOSS Snowrator® Dealer to receive complete details on our two-year parts and labor warranty. Please visit bossplow.com for more details.

LEGAL STATEMENT

BOSS Products reserves the right under its product improvement policy to change construction or design details and furnish equipment when so altered without reference to illustrations or specifications used herein. BOSS Products may be protected by one or more patents; please see bossplow.com for more details.

*All images shown may include standard/optional equipment. Please consult your local BOSS Dealer for more information.



Enhance the power, performance and durability of your BOSS product with Genuine BOSS Parts & Accessories. Ask your dealer for information or shop online at bossplow.com.



SEE MORE





BOSSPLOW.COM



See how BOSS continues to **BACK YOU UP**.
Get more info, watch videos, find a dealer or chat live.



With a user-friendly interface, Horizon360 is a powerful tool that simplifies scheduling, invoicing and client management. Visit horizon360.toro.com to learn more.

PATENTS: www.ttcopats.com

©2024 BOSS Products. All Rights Reserved.

Printed in U.S.A. Form #SLS-SNR02024



With quality and reliability at the forefront, BOSS Genuine Parts are designed, built and tested to fit your BOSS product.

Carhartt is a registered trademark of Carhartt, Inc. Kohler is a registered trademark of Kohler Co. The Omnia Partners logo is a registered service mark of Omnia Partners, Inc. The Sourcewell logo is a service mark of National Joint Power Alliance. The Advantage International Registrar logo is a trademark of Advantage International Registrar, Inc. All other trademarks belong to The Toro Company.



SnowCare for Troops is a nationwide outreach program that performs free snow removal for active military families. Sign up today at ProjectEvergreen.com.



Ask your dealer or visit bossplow.com to explore the complete lineup of BOSS products, including Truck Equipment, Compact Vehicle Equipment, Heavy Equipment, Ice Control Equipment, Snowrator® and Accessories. Ask your local dealer about financing options!



Join the BOSS Owners Group and receive a free gift, along with a personalized profile page and exclusive access to special offers and information about BOSS products and services! Visit bossplow.com/owners to learn more.



OMNIA
PARTNERS



BOSS Products
2010 The BOSS Way
Iron Mountain, MI 49801