

2027 MXZ® X-RS®

An uncompromising race-inspired sled capable of taking on the roughest trails with ease.

// WHAT'S NEW

- Rotax® 600RR E-TEC® engine with smart ECO mode and Silent-Stop function
- 20th Anniversary Special Edition exclusive features: Highly-Metallic Circuit Yellow Special Edition color, Evo Stinger grille badge and handlebar pad, Yellow Ski-Doo logo snowflap, yellow shock springs, tunnel number plate
- 20th Anniversary Special Edition Racing Integral Base Valve shock adjusters
- Improved performance trail seat shape and ergonomics

// PACKAGE HIGHLIGHTS

- Rotax® 850 E-TEC® and 600RR E-TEC® engines available
- RAS™ RX front suspension
- Pilot™ RX skis
- Smart-Shox semi-active suspension and 10.25 in. touchscreen display also now available on select Rotax® 600RR E-TEC® engine config.
- High-performance KYB Pro shock package
- KYB Pro 40 EA-3 front shocks
- rMotion™ X rear suspension with rail reinforcements
- 10.25 in. touchscreen display featuring BRP Connect, built-in GPS with Group Ride
- Electric starter
- RS running boards
- pDrive™ clutch
- Backlit multifunction handlebar controls
- Forward steering post position
- Precision rack steering system
- Lower 90 mm riser
- Transparent handguards
- Open toehold
- Premium LED headlights
- High-performance 4-piston brake caliper with adjustable brake lever
- 129 and 137 in. track lengths available
- Black version available (does not come with 20th anniversary edition exclusive features)



MXZ X-RS 600RR E-TEC SHOWN

ROTAX ENGINE	850 E-TEC	600RR E-TEC
Engine details	Liquid-cooled, two-stroke, eRAVE™	Liquid-cooled, two-stroke, eRAVE™
Horsepower*	165	130
Cylinders – Displacement	2 – 849 cc	2 – 599.4 cc
Bore – Stroke (mm)	82 x 80.4	72.3 x 73
Fuel system	E-TEC® direct injection with additional booster injectors	E-TEC® direct injection with additional booster injectors
Fuel type – Octane	Premium unleaded – 91	Premium unleaded – 91
Fuel tank (L/US gal)	36 / 9.5	36 / 9.5
Oil tank capacity (L/qt)	3.4 / 3.6	3.4 / 3.6

POWERTRAIN

Drive clutch	pDrive™ with clickers / QRS Vent	pDrive™ with clickers / QRS
Driven clutch		
Drive sprocket pitch (mm/in.)	73 / 2.86	73 / 2.86

DRY WEIGHT

Dry weight (lb)	495 (129 in.) 504 (137 in.)	485 (129 in.) 488 (137 in.)
-----------------	--------------------------------	--------------------------------

DIMENSIONS

Vehicle overall length (mm/in.)	2,925 / 115.2 (129 in.) 3,038 / 119.6 (137 in.)
Vehicle overall width (mm/in.)	1,211 / 47.8 (adjustable)
Vehicle overall height (mm/in.)	1,267 / 49.9
Ski stance (mm/in.)	1,090 / 43 (adjustable)
Available tracks (in.) (Length x width x profile)	RipSaw®: 129 x 15 x 1.25 137 x 15 x 1.25 Ice Ripper XT: 129 x 15 x 1.5 137 x 15 x 1.25 137 x 15 x 1.5

COLOUR

Circuit Yellow – 20th Anniversary	
Black	

SUSPENSION

Front suspension	RAS RX
Front shock	KYB PRO 40 Integral (20th anniversary) KYB PRO 40 EA-3 (black) KYB PRO Smart-Shox (opt.)
Front suspension travel (mm/in.)	279 / 11.0 (KYB PRO 40) 264 / 10.4 (KYB PRO Smart-Shox)
Rear suspension	rMotion X
Center shock	KYB PRO 40 EA-3
Rear shock	KYB PRO 40 Integral (20th anniversary) KYB PRO 40 EA-3 (black) KYB PRO Smart-Shox (opt.)
Rear suspension travel (mm/in.)	292 / 11.5

FEATURES


Platform	REV® Gen5
Headlights	Premium high-performance LED
Skis	Pilot RX
Seating	Trail narrow – performance
Handlebar	Tapered with J-hooks / Transparent handguards
Riser block height (mm/in.)	90 / 3.5
Starter	Electric Starter
Reverse	RER™
Brake system	Brembo 4-piston with adjustable lever
Heated throttle lever/grips	Standard
Gauge type	7.2 in. digital display 10.25 in. touchscreen display
Windshield	Ultra-low
Runner (in.) – Carbide (in.)	3/8 square – 4
Bumpers (front/rear)	Standard/Standard

// FEATURE HIGHLIGHTS




1 Rotax 600RR E-TEC engine

Built with racing performance in mind, the 600RR E-TEC powerhouse delivers a sharp 20% more throttle response, instantaneous power delivery with 5 additional HP for a total of 130 HP and an air-fuel ratio precisely optimized for peak efficiency.



2 REV Gen5 trail platform

A sleek design that brings a whole new level of refinement, performance and good looks to the trails.



3 RAS™ RX front suspension

Conquer every inch of the most challenging trail conditions with unbreakable confidence with race-inspired RAS RX front suspension. Designed specifically for rough trail performance with less chassis roll for unrivaled cornering stability.



MXZ X-RS 600RR E-TEC SHOWN



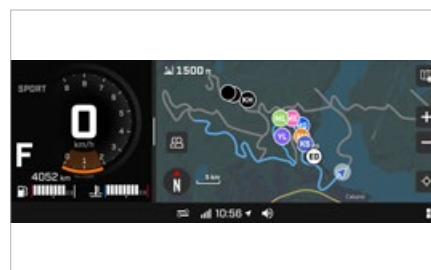
4 Trail performance seat

Engineered for trail riding, the new seat features an upright design for better posture, reduced forward tilt for enhanced stability, and optimized firmness for solid support. A slightly wider profile adds comfort without sacrificing performance.



5 Smart-Shox

An industry first, Smart-Shox is the only semi-active suspension that instantly reads terrain and rider input from 5 position sensors to automatically dial in both compression AND rebound, using the industry's most advanced electronic twin-tube shock absorbers to provide the optimal ride in any conditions.



6 10.25 in. Touchscreen Display with BRP Connect, featuring Built-In GPS with Group Ride

View the live location of members of your group while independently seeing other riders around, without the need for a phone connection or cellular network access. Benefit from a map layer and trails,* track your current ride and see previous. For more, use your phone with the free BRP GO! app.

ski-doo®

©2026 Bombardier Recreational Products Inc., (BRP). All rights reserved. TM, ® and the BRP logo are trademarks of BRP or its affiliates. Products are distributed in the USA by BRP US Inc. †All other trademarks are the property of their respective owners. Printed in Canada. *In supported regions. Not available in Ontario.

