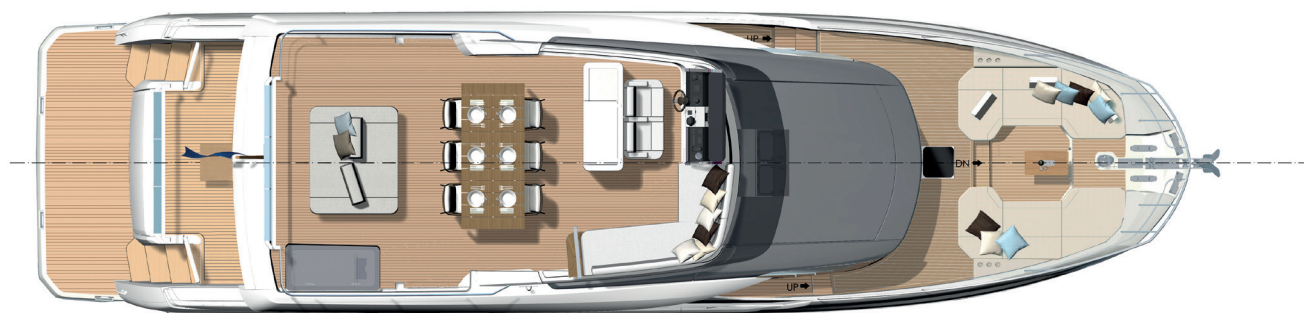


NEW | X60

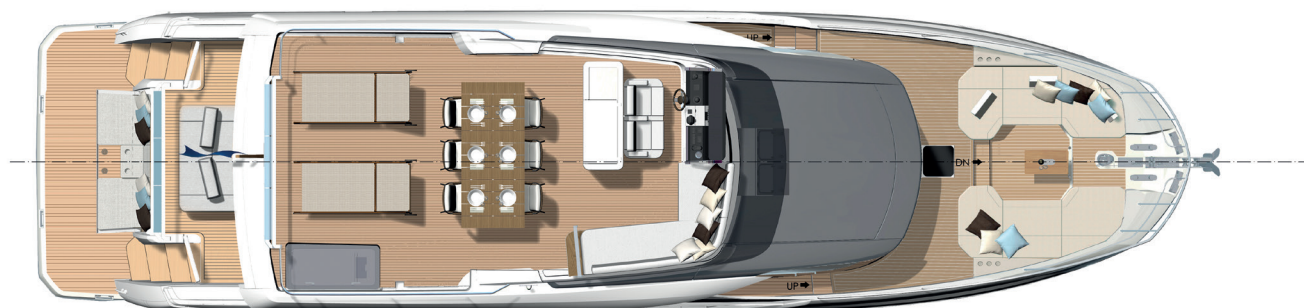


TECHNICAL DATA		
Overall length:	62'04"	18,91 m
Beam:	15'98"	4,87 m
Draft:	4'3"	1,31 m
Light Displacement:	55 402 Lbs	25 130 kg
Fuel capacity:	581 US Gal	2 200 L
Water capacity:	201 US Gal	760 L
Staterooms:	3 + Skipper option	
Engine:	CUMMINS 2 x QSC 8.3 - 600 HP - ZEUS	
Designers:	Garroni Design / Valentina Militerno de Romedis / Prestige Engineering	

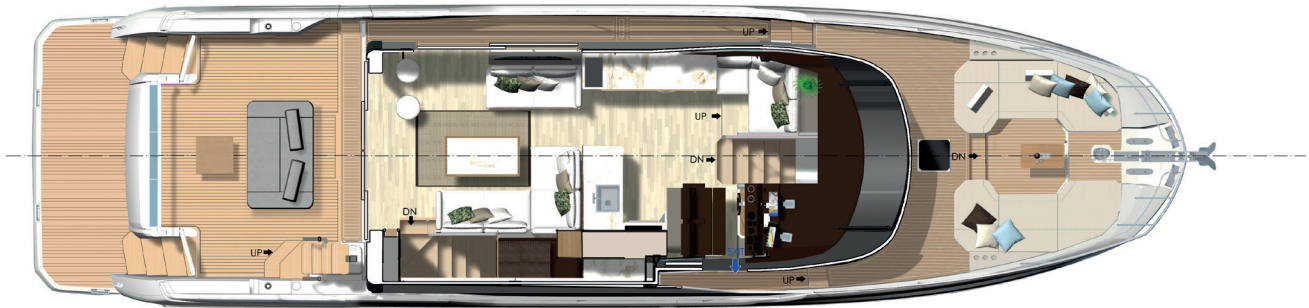
Connected boat technology. Equipped with **sea@apps**
CONNECT YOUR BOAT FREE YOUR MIND



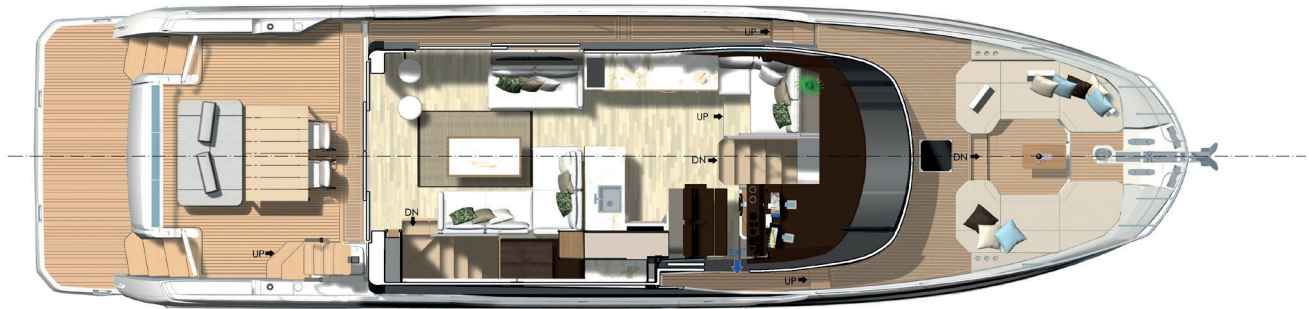
Flybridge



Flybridge



Main deck - Interior dining version



Main deck - Exterior dining version



Lower deck - 3 Stateroom 2 Bathroom



Lower deck - 3 Stateroom 3 Bathroom

ENGLISH / Standard equipment

Exterior upholstery

- Natte taupe chalk
- Sunbrella nature grey

Woodwork

- Walnut interior woodwork

Deck

- Stainless steel stem head fitting with anchor roller
- Anchor stop
- Electric windlass with wired remote in anchor locker (24V)
- Windlass controls at lower helm and flybridge
- Anchor locker with dedicated space for fender storage
- Stainless steel cleats (10)
- Stainless steel handrails
- Stainless steel rail
- Courtesy LED lights on sidedecks
- Mooring kit
- Anchoring kit

Bathing platform

- Teak-laid bathing platform
- Hot and cold shower
- Stainless steel bathing ladder

Cockpit

- Island lounge with weighted backrests
- Coffee table in cockpit on stainless steel legs (1)
- Teak-laid cockpit flooring + port side deck
- Stainless steel ladder to flybridge
- Access hatch to the engine room with gas struts
- Transom safety gate
- Lateral door in coaming
- 2 marine stereo speakers
- Overhead LED lighting
- Courtesy LED lighting

Flybridge

- Helm console with engine throttles and maneuvering joystick, compass, 12V plug, cup holders and storage compartment
- Navigation electronics including: Autopilot, VHF, 1 multifunction screen 12"
- Helm station bench
- Stainless steel guard rails
- Perspex windscreen
- Exterior dining table and 4 dining chairs
- Island lounge with weighted backrests
- Seating area
- 2 marine stereo speakers
- Galley with corian furniture, wood doors, storage, grill & fridge
- Courtesy LED lighting
- Hardtop

Interior helm station

- Helm console with engine throttles and maneuvering joystick, full engine instrumentation, compass and cup holders
- Navigation electronics including: autopilot, VHF, 2 multifunction screens 12"
- Upholstered two-person helm bench
- Lounging area to port
- Windscreen wipers with intermittent setting and washers
- USB plugs
- Horn

Saloon

- Opening bay window on port side
- 2 sofas Desert Beige - light Beige fabric
- Sliding lateral door to starboard
- Aluminum venetian window blinds
- Handrails with handstiched Foglizzo leather wrap
- Natural hardwood oak flooring
- Radio / CD / MP3 with Bluetooth in saloon
- 2 stereo speakers

Galley

- Stainless steel sink
- Mixing tap
- Combination microwave / grill
- 3-zone induction cooktop

- Extractor hood
- Cordless vacuum cleaner and charging station
- Galley worktop in Laminam
- Fridge 104 L / 28 US Gal dual voltage
- Freezer 78 L / 21 US Gal dual voltage
- Waste bin
- Electric storage
- Storage drawers and cupboards
- Natural hardwood oak flooring

Master stateroom

- Independent access via private stairway
- Double bed 198 x 160 cm / 6'5" x 5'2"
- 2 reading lamps
- Bedside tables with storage
- Walk-in closet with shelving
- 2 storage cabinet
- Sofa
- Panoramic side windows with blinds, sheers and opening ports
- Removable carpet set
- AC and USB plugs
- En suite bathroom with dual access via pocket doors
- Corian countertops and washbasin
- Soap dispenser & toothbrush holder
- Separate shower compartment
- Freshwater electric toilets
- Extractor fan
- AC plug
- Opening port

VIP stateroom

- Double bed 204 x 156 cm / 6'8" x 5'1" convertible into 2 single berths
- 2 reading lamps
- Large closet with shelving
- Dressing table with mirror and stool
- Panoramic side windows with blinds, sheers and opening ports
- Overhead skylight with opening hatch with shade / insect screen
- Removable carpet set
- AC and USB plugs
- En suite bathroom
- Corian countertops and washbasin
- Soap dispenser & toothbrush holder
- Separate shower compartment
- Freshwater electric toilets
- Extractor fan
- AC plug
- Opening port

Guest stateroom

- 2 single berths 194 x 63 cm / 6'4" x 2'4" convertible in double berth
- Reading lamp
- Bedside table with storage
- Large closet with shelving
- Panoramic side windows with blinds, sheers and opening ports
- Removable carpet set
- AC and USB plugs

Crew accomodation - option

- Single berth 198 x 81 cm / 6'5" x 2'7"
- Storage closet
- Separate bathroom with toilet, washbasin and shower
- Panoramic side windows with blinds, sheers and opening ports
- Crew door access from bathing platform

Propulsion**Propulsion - ZEUS Drive**

- Electronic power steering
- Electronic engine controls and throttles at each helm
- Joystick system for ZEUS
- Skyhook Digital Anchoring
- Autopilot
- Bronze seawater strainers
- Forced air ventilation system for engine room

Electrical system

- Battery bank 24V - Engine 120 A/h
- Battery bank 24V - House 420 A/h
- Battery bank crossover switch at helm
- Ship Control - Monitoring and control system connected to each MFD screen with dedicated 5" screen at entry
- Seanapps: connected box + mobile application for monitoring safety, navigation data, maintenance and comfort on board
- Tactile graphic display for battery levels, AC sources, lighting and tank levels
- Remote battery switches
- Centralized distribution and breaker boxes for AC and DC systems
- AC shore power system
- Twin battery chargers 2 x 40A - 24V
- LED interior and exterior lighting with dimmer switches
- AC plugs in each cabin and in the galley and saloon

Fuel system

- 2 fuel tanks (aluminum) with interconnection valves 2200L / 581 US Gal
- Fuel fills to port and starboard with crossover valve
- Remote shut-off valves in aft companionway

Water system

- Freshwater tanks 760L / 201 US Gal
- Hot water heater 60L / 16 US Gal
- Freshwater pressure pump
- Grey water sump pump with automatic discharge
- Holding tank 170L / 45 US Gal
- Holding tank vent filters
- Overboard discharge pumps for holding tanks with macerator function and deck pump-out
- 4 Automatic bilge pumps with high water alarm
- Manual bilge pump

Systems

- Chilled water air conditioning Mediterranean - 72,000 BTU
- Generator 11KVA 220V / 50HZ
- Automatic fire extinguishers in engine room with control at each helm (Novec 1230)

Construction

- Infused GRP hull with longitudinal infused stringers
- Infused GRP deck with counter molding
- Isophthalic gelcoat
- Osmosis barrier

Additional standard equipment

- User and Owner's manuals
- Captain's briefcase with set of manuals
- Factory preparation and launching

North american specifications

- Chilled water air conditioning incorporating reverse cycle heating 72,000 BTU
- 13.5Kw generator with underwater silent exhaust
- AGM Gel batteries bank upgrade
- Galvanic Isolator
- Cathodic bonding system with dedicated anodes
- Additional waste holding tank 88L / 23 US Gal