

# WCX<sup>3</sup> FIELD LOADER TOP DRIVE

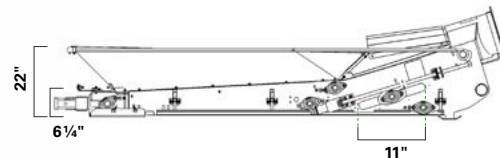
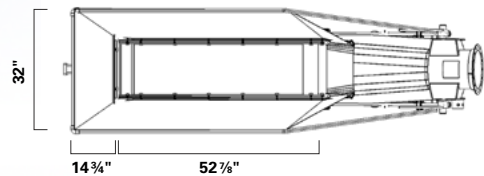
39' | 44' | 49' lengths

AGI Westfield is proud to offer the WCX<sup>3</sup> Field Loader. This redesigned field loader has been engineered with a lower hitch-end and extended reach to keep grain on the belt.

FEATURE	ADVANTAGE	BENEFIT
<b>URETHANE HOPPER SEALS</b>	Urethane seals are precision-made to seal the belt to the hopper bed	These long lasting seals keep grain on the belt, reducing the chance of the grain spilling/leakage
<b>URETHANE FLASHING</b>	Highly durable, custom molded urethane flashing fits both sides of the hopper - no more lefts and rights	Keep it simple when replacing flashing and order the same number for both sides
<b>INNOVATIVE FIELD LOADER HOPPER GEOMETRY</b>	Designed specifically for hopper bottom bins and reaching under trucks	The redesigned lower hitch-end profile allows the hopper to better fit under shorter bins and the new intake design maximizes grain flow with the least amount of disruption along the sides
<b>REDESIGNED BELT TAKE-UP</b>	New design lets you easily set the belt take-up tension with the adjuster bolt and offers several feet of belt take-up to spare	No more guessing at what the belt take-up tension should be with the help of the take-up tension indicator! The spring-loaded belt take-up will allow the belt to shrink without putting extra pressure on your belt lacing
<b>NO NONSENSE HOOD</b>	Uses proper geometry to allow the grain to freely flow straight down into the truck	Trucks can line up straight under the discharge instead of off-center from the conveyor, eliminating the need for a downspout and increasing the capacity by decreasing the working angle
<b>UNDER HOPPER SKID PLATE</b>	Skid plate stops any debris from touching the bottom of the belt under the hopper	Reduced risk of gravel/dirt/debris getting onto the belt from the underside while protecting the belt from damage
<b>UNIVERSAL MOTOR MOUNT</b>	Fits most brands and sizes of 10-12 HP electric motors	Easily adjustable and more flexible to accommodate a range of motor sizes
<b>PINCH TOP DRIVE</b>	Drive roller and pinch roller track together instead of separately	Removable top plate gives easier access to the top drive roller and the pinch roller mount plate is easier to assemble and adjust
<b>FRAME</b>	Identical frame as 1539, 1544, and 1549	The frame you know and trust will also give you more accessible stock parts
<b>HITCH</b>	Short compact hitch	The hitch tongue is removable, allowing the hopper to get as close as possible to the bin for unloading

## OPTIONAL FEATURE

**TURBO CLEAN WASH SYSTEM**

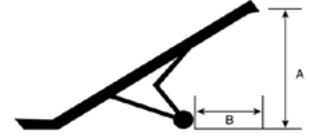


## WCX<sup>3</sup> FIELD LOADER TOP DRIVE

PART #	MODEL	BELT LENGTH	HITCH WEIGHT* (LBS)	DOWN - TRANSPORT		UP - OPERATION		WIDTH (FT)	HP ELEC
				A** (FT)	B (FT)	A** (FT)	B (FT)		
15503951	1539 FLTD	86' 3"	90	11.1	18	20.1	16.4	7.5	10
15504451	1544 FLTD	96' 3"	90	12.5	20.5	20.7	19.7	7.5	10/12.5
15504951	1549 FLTD	106' 3"	100	13.3	22.7	20.8	22.7	7.5	12.5

\*With AGI supplied electric motors

\*\*A in "Down - Transport" position is measured from the ground to the highest point on the conveyor, A in "Up - Operation" is measured from the ground to the bottom of the hood



WESTFIELD is an AGI Brand.

AGI is a leading provider of equipment solutions for agriculture bulk commodities including seed, fertilizer, grain, and feed systems with a growing platform in providing equipment and solutions for food processing facilities. AGI has manufacturing facilities in Canada, the United States, the United Kingdom, Brazil, India and Italy and distributes its products globally.

Box 1750, Swift Current, Saskatchewan, Canada S9H 4J8  
1.855.432.1990 | [aggrowth.com/westfield](http://aggrowth.com/westfield)

AGGROWTH.COM [aggrowthintl](https://www.youtube.com) [f](https://www.facebook.com) [i](https://www.instagram.com) [o](https://www.linkedin.com)

**AGI WESTFIELD**