

# FERRI<sup>®</sup>

Boom mowers for agriculture  
and green areas light green  
maintenance

**T250A**   **T320A**



# T250A

# T320A

The new serie of hydraulic flail mowers T250A, T320A and T320A/R for reversible drive, is the result of a deep restyling that has improved functionality and performance.

These small size and compact models are particularly suitable for small tractors.

**Boom mowers for agriculture and green areas light green maintenance**



# T320A/R

These new models are particularly suitable as entry-level range for the market dedicated to farms of medium size and to maintenance of green spaces.



Suitable for tractors with reversible drive.



Drop forged parts for arm linkages.



Circular section of the arms High Torsion Resistance.



Mechanical breakaway

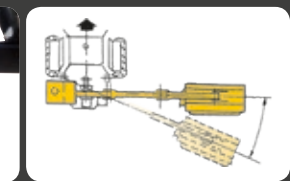
# FERRI®



*T250A*

*T320A*

*T320A/R*



way.



**Classic**, cable controls.

## OPTIONAL



**Electra Full**, monolever electric control with rotor's electric switch.



Oil cooler with thermostat.

## IMPLEMENTS



Cutter bar.

# Boom mowers for agriculture and green areas light green maintenance

# T250A T320A

Technical data		T250A	T320A	T320A/R
<b>Flailhead</b>		<b>TME60</b>	<b>TME80</b>	<b>TME80</b>
Max horizontal reach*	ft	8'3"	10'7"	10'7"
3 Points linkage	Cat.	I - II	I - II	I - II
Weight with Flailhead	lbs	749	816	816
Oil	gal	15.8	15.8	15.8
P.t.o.	MAX Rpm	540	540	540

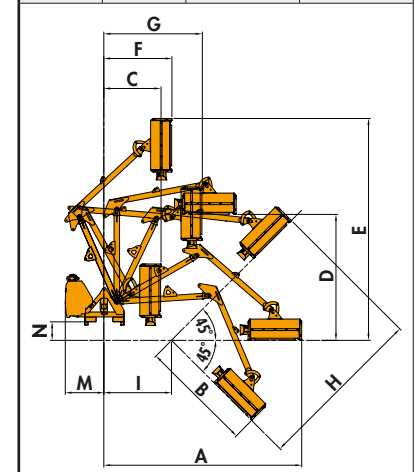
\*Reach measured from tractor centre line to head edge.

Flailhead		TME60	TME80
Width of cut	in	24"	31"
Rotor speed	Rpm	3.200	3.200
Blade tip speed	ft/sec	167'	167'
Flail head angle		190°	190°
Weight	lbs	154	176
Power available to the rotor	HP	20	20
Power max to hydraulic motor	HP	29	29



Direct Drive

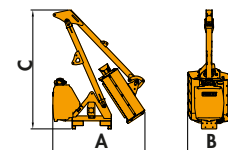
Working positions (ft)			
Mod.	T250A	T320A	
Flailhead	TME60	TME80	
<b>A</b>	ft	8'3"	10'7"
<b>B</b>	ft	3'8"	6'11"
<b>C</b>	ft	3'7"	2'11"
<b>D</b>	ft	5'8"	6'2"
<b>E</b>	ft	9'4"	11'11"
<b>F</b>	ft	3'5"	3'4"
<b>G</b>	ft	4'7"	5'5"
<b>H</b>	ft	6'8"	9'1"
<b>I</b>	ft	3'7"	3'7"
<b>M</b>	ft	2'0"	2'0"
<b>N</b>	ft	0'11"	0'11"



Tractor								
HP/PS		20	25	30	35	40	Min. Tractor weight	Min. Tractor width
<b>T250A</b>							1543 lbs	3'3" ft
<b>T320A</b>							1984 lbs	3'11" ft
<b>T320A/R</b>							1984 lbs	3'11" ft

Flails	Flailhead	TME60	TME80
Articulated Y blades for: grass, shrubs, bushes, sticks, wood.	Ø max 3/4"	n° 32	n° 40

Transport dimensions (ft)			
Mod.	T250A	T320A	
Flailhead	TME60	TME80	
<b>A</b>	ft	4'10"	4'11"
<b>B</b>	ft	2'3"	2'3"
<b>C</b>	ft	5'1"	6'4"



All data subject to change  
cambelladv.com 68818 T250A-T320A - USA - EN Rev.1 - 175



**FERRI srl**  
Via Govoni, 30  
44034 Tamara (FE) Italy  
Tel. +39 0532 866866  
Fax +39 0532 866851  
info@ferrisrl.it - www.ferrisrl.it



**North America Sales and Marketing Manager / FERRI**  
Ronald E. Roglis - Glenarm, Illinois 62536  
Cell (314) 422-9460 - Fax (217) 483-4123  
ron.roglis@gmail.com

**Parts Stock / FERRI:**  
J.S. Woodhouse Co., Inc. - 1314 Union Street  
P.O. Box 1169 - West Springfield, Ma. 01090 U.S.A.  
tel. 413-736-5462 - fax 413-732-3786  
info@jswoodhouse.com

www.ferri-america.com