



BBI SPREADERS

BBI MAGNASPREAD

- JAVELIN SPINNERS
- SECTION CONTROL
- MULTI-BIN HOPPERS
- SWATH CONTROL

- BBI SNIPER 120'
- BBI ENDURANCE
- BBI LIBERTY
- BBI GRASSHOPPER
- BBI TROOPER

- BBI CRICKET AG
- BBI CRICKET VINEYARD
- BBI SIDESHOOTER
- BBI ROCKBODY

TABLE OF CONTENTS

Inside BBI Spreaders

Build For Your Soil Productivity pg. 3

Learn about Salford's commitment to farmers and answer questions to help your dealer select the right spreader for you.

Salford BBI's Unbeatable Spread Pattern pg. 4

Salford BBI's flat spread pattern means a true driving interval equal to swath. Competitors just do not compare.

Quick Selection Guide pg. 5

Hydraulically driven, ground wheel driven, and specialty spreaders available with short descriptions of each to quickly help you find what you are looking for.

BBI MagnaSpread pg. 6-17

BBI MagnaSpread is the best choice for lime, fertilizer, and now urea. MagnaSpread is the ultimate combination of power, precision, and performance, delivering unparalleled efficiency in the field.

Overview	pg. 6-7	Dual-Functionality	pg. 12-13
Specifications	pg. 8-9	Section Control	pg. 14
Pull-Type	pg. 10	Hydraulic Options	pg. 15
Mounted Options	pg. 11	Multi-bin Hoppers	pg. 16-17

Precision Application Technology pg. 18-19

The Binary Manifold System enables quick connections to precision agriculture systems for rate control, guidance and more.

BBI SNIPER 120' pg. 20-21

The BBI Sniper is capable of spreading fertilizer up to 120 feet and 12 section swath control!

Mechanical Spreaders pg. 22-28

BBI mechanical spreaders are set up so the movement of the spreader drives the spinners and/or conveyor.

BBI Mechanical Spreaders Overview	pg. 22-23
BBI Grasshopper HDR and Grasshopper Mechanical	pg. 24-25
BBI Liberty HDR and Liberty Mechanical	pg. 26-27
BBI Trooper	pg. 28

Specialty Spreaders pg. 29-31

BBI specialty spreaders are designed for those who spread materials on golf courses, vineyards, roads and dairy farms.

BBI Specialty Spreaders Overview	pg. 29
BBI Cricket Ag & Turf	pg. 30
BBI Cricket Vineyard	pg. 31
BBI SideShooter	pg. 32
BBI RockBody	pg. 33

BBI Endurance pg. 34-39

Endurance is the industry leader in cost-in-use. Unrivalled power, performance, and precision in targeted delivery of organic nutrients and lime.

Is Endurance Right for You?	pg. 34
Cost-in-Use	pg. 35
Customized for your Needs	pg. 36-37
Spreader Packages	pg. 38
Specifications	pg. 39

Built For Your Soil Productivity

Producers worldwide have utilized a set of practices paired with technological advances to push the envelope of farming to new heights of economic performance, field conservation, and sustainability. Every step of the way, Salford has embraced precision agriculture, empowering our customers with equipment, hardware, software, and options that bring their crop science to maximum potential.

Some of the ways we have embraced precision farming include:

- Swath Control — Reduce overlap and application into environmentally sensitive areas with 12 section spread pattern control on the BBI Sniper.
- Section Control — Now, you have ultimate application control in the field. Throw material in a full swath, to the left only, or solely to the right of the spreader, using split conveyor chains and independent spinner control.
- Binary Manifold—Our proprietary patented hydraulics control system makes connectivity to all major precision agriculture technology brands a snap to install.
- Continuous Duty Hydraulics—A true “no quit” system, developed for the workhorse MagnaSpread, drastically reduces time in the field for operators of the largest farms.
- Adjustable track widths and flotation tires—Options to enable controlled traffic farming on select MagnaSpread models.
- Industry-leading efficiency—With each successive generation of innovation, Salford demands greater efficiency (defined as cost-in-use) from reduced fuel waste, reduced material waste, and increased yield.

Helping your dealer select the right spreader for you.

How many acres do you farm?

How many acres will you apply and how many time(s) per year?

What are your main crops?

Which product(s) do you wish to apply?

What rates do you need to apply?

How are you doing the job now?

What makes you want to change your methods?

Are you interested in pull-type or chassis mount?

What kind of capacity of which product(s) do you have in mind?

How will you gauge the success of this investment in the future?

How do you handle precision application on your farm?

NOTE ON ISOBUS COMPATIBILITY


ISOBUS compliance does not guarantee compatibility with all functionality on 3rd party ISOBUS displays. Non-ISOBUS displays are not compatible with this controller. Always consult with the display manufacturer before purchase. Prescription mapping and/or auto section control may require software unlock. Ensure latest display firmware version is installed.

All trademarks, service marks, trade names, product names and logos appearing within are the property of their respective owners. Any rights not expressly granted herein are reserved. Images may include optional equipment. Salford and Valmar reserve the right to make changes in engineering, design and specifications, or add improvements at any time without notice or obligation and without liability therefore.

Salford® and Salford BBI are registered trademarks of Salford Group Inc. Copyright© 2019. Salford BBI is a division of Salford Group, Inc.

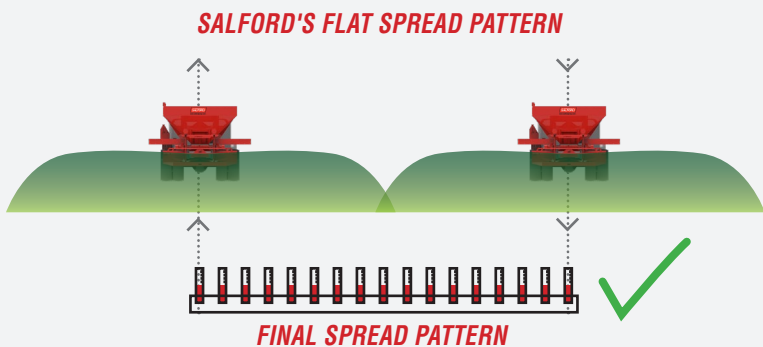
UNBEATABLE FLAT-SPREAD PATTERN

True Driving Interval Equal to Swath

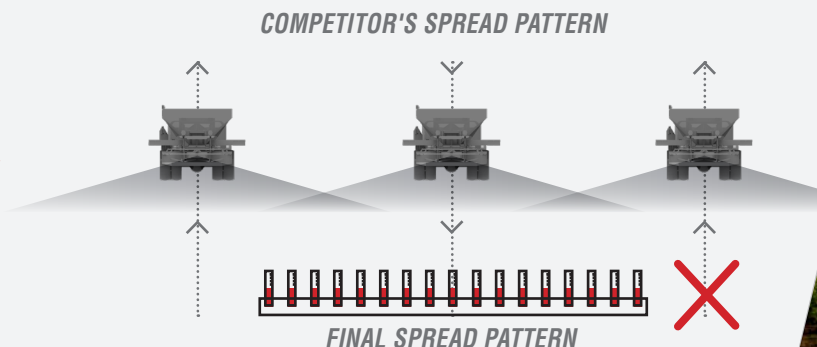


The Flat-Spread Pattern of all Salford BBI Spreaders

When you view a pan test from most spreaders, the amount of product spread will taper off more in the outside of the swath, requiring an overlap in each pass to achieve even product distribution. Pan test a properly calibrated Salford BBI spreader, and you will notice the product distribution is even, or "flat." The result of the Salford BBI "flat spread pattern" is a true driving interval equal to the swath, with little or no overlap. This means fewer passes, less time in the field, and less risk of soil compaction.



VS.



BBI Spreaders Quick Selection Guide

Hydraulically Driven Spreaders



BBI MagnaSpread pg. 6

The MagnaSpread is the biggest, strongest, and most efficient spreader for large-acreage applications in fertilizer, lime, and now urea with the optional bolt-on Javelin Spinners.



BBI Sniper pg. 20-21

The newest model from Salford BBI. The BBI Sniper is capable of spreading fertilizer up to 120 feet and 12 section swath control!



BBI Endurance pg. 30

The BBI Endurance is designed to be the toughest, most durable spreader on the market for litter, shavings, compost, organics and lime.



BBI MagnaSpread Truck Mount pg. 11

All of the MagnaSpread's power, available as a truck mount. The most efficient spreader for large-acreage applications in fertilizer, lime, and now urea.



BBI Endurance Truck Mount pg. 30

The Endurance is the toughest, most durable spreader in truck mount format designed for litter, shavings, compost, organics and lime.

Ground Wheel Driven Spreaders



BBI Trooper pg. 22

Designed and priced for fleet applications, trooper is built tough. Mechanical, ground-wheel-drive achieves precision on small to medium-sized farms.



BBI Liberty pg. 23

They called it the BBI Liberty, and it did its name justice, setting the precision nutrient applicator sector free of its previous limitations. With the BBI Liberty, you can target your fertilizer and lime applications with unprecedented precision.



BBI Grasshopper pg. 24

Dress for success with the BBI Grasshopper, the original mid-season, top-dress applicator from Salford. Holds up to 5 tons of fertilizer, 7 tons of lime.

Specialty Spreaders



BBI Cricket pg. 26-27

Cricket Ag is ideal for golf courses, turf, sod, food plots, and small farms. Cricket Vineyard is built for the clearance demands of vineyards and orchards. Various options are available to adapt the unit to the particular needs of each environment.



BBI SideShooter pg. 28

The BBI SideShooter achieves precision distribution of spreadable material. Whether it's spreading livestock bedding (ie. sand, woodshavings, etc.), or distributing fish pellets at fish farms, the SideShooter does it all.



BBI RockBody Truck Mount pg. 29

Meet BBI's tough customer for spreading hard materials—the RockBody. The RockBody spreads rock, gravel, sand, salt, and aggregate materials with an elegant efficiency that belies its rugged exterior.

BBI MAGNASPREAD OVERVIEW

- 1 Dual-Functionality Spinner System**
Standard: MagnaSpread Spinners — offer true driving intervals, reducing swath overlap (driving interval of 60 feet with Lime, 80 feet with Fertilizer).
Optional: Javelin Spinners— offer the widest swath for urea in the industry (driving interval of 120 feet with urea).
See pg. 12-13 for more details.
- 2 Optional High Duty Cycle Hydraulic Package**
The high duty cycle hydraulics option utilizes a combination of special hydraulic pumps and an oil cooler system to keep large commercial units running at optimal temperatures for longer periods of time.
See pg. 15 for more details.
- 3 Multi-Hopper Bin System**
The MagnaSpread2 and MagnaSpread3's patented design is engineered to offer variable rate application of accurately blended essential nutrients.
See pg. 16-17 for more details.
- 4 Binary Manifold**
Patented hydraulics control system offers connectivity to all major precision agriculture technology brands.
See pg. 19 for more details.



LIME: 60 FEET
FERTILIZER: 80 FEET
UREA: 120 FEET *

**with Optional Javelin spinners only*



5 **MagnaSpread Spinner System**

MagnaSpread achieves consistent swaths of 80 feet with fertilizer and 60 feet with lime. The MagnaSpread spinner system is capable of spreading lime, a wide range of fertilizers and products like gypsum and micro-nutrients. See pg. 12-13 for more details.

6 **Optional Javelin Spinner System**

The interchangeable spinner platform allows you to have one spreader body with the versatility of MagnaSpread and the industry-leading 120 foot urea application of Javelin. See pg. 12-13 for more details.

7 **Multiple Suspension Types**

Choose from adjustable axle, torsion axle, or walking beam suspension types. See pg. 10 for more details.

8 **Multiple Lengths and Hopper Styles**

Choose from 10-20 foot hopper bodies and "H" or "B" bodies that offer standard or higher clearance hoppers. See pg. 10 for more details.

9 **Available in Pull-Type or Multiple Mounted Options**


Pull-type, floater chassis, high-clearance chassis or ag truck, MagnaSpread is powerful no matter how you haul it. See pg. 10-11 for more details.

BBI MAGNASPREAD SPECIFICATIONS

BBI MagnaSpread Models and Options Overview

Precision fertilizer and lime applicators bearing the Salford name meet the demands of the largest farms, as well as small and mid-sized family operations looking to take their businesses to next-generation sustainability. The option-rich MagnaSpread line is the powerhouse of Salford's BBI series, our flagship line of precision applicators of fertilizer, lime, and now urea with the optional Javelin spinner system. See how you can customize base MagnaSpread models to meet your most demanding farming tasks:

BASE MODELS				
	12ft Single Axle, High Clearance, Row Crop	12ft Standard Torsion Axle or optional Tandem Axle	14-16ft Larger Body, Tandem Axle Standard, Standard GR & Hy-Torque Hydraulic Valves	18-20ft Largest Body, Tandem Axle Standard, Standard GR & Hy-Torque Hydraulic Valves
	Medium-capacity applications, for turf farms, pastures, and row crops. High clearance, adjustable axles, straddle rows.	Mid-sized to high-capacity farming applications.	Large or commercial operations requiring high duty cycle spreading.	High acreage commercial operations that achieve greatest efficiency from fewer fill stops.
	<i>All base models spread lime at up to 2 tons per acre at 14 mph with a 60 foot swath All base models spread fertilizer at swaths of 80 feet and higher.</i>			

UPGRADE OPTIONS				
	Dual-Functionality System	Section Control	High Duty Cycle Hydraulic Package	Multi-Hopper Bin System
	By adding the Javelin spinner system, you can add the ability to drive wider intervals, spread wider swaths, and top dress, all with the same machine.	BBI Section Control's economic benefits go hand-in-hand with environmental advantages by reducing spread pattern overlap in the field and on headlands, as well as reducing or eliminating over spread on fence rows, buffer strips and waterways.	The high duty cycle package is suited for high-capacity commercial operations demanding longer periods of spreading. This system boasts increased hydraulic efficiency, improving spinner speed and torque over the standard BBI hydraulics.	The patented multi-hopper design enables three hoppers to operate independently, all controlled by variable-rate technology.

SALFORD BBI MagnaSpread (Fertilizer / Lime) - Working Width - Fertilizer 80 feet +, Lime 60 feet

Hopper Capacity and Material						
Hopper Length	12 feet High Clearance	12 feet	14 feet	16 feet	18 feet	20 feet
Capacity	282 cubic feet	282 cubic feet	294 cubic feet	336 cubic feet	432 cubic feet	480 cubic feet
Hopper Material	Standard: 304 Stainless Steel Optional: Painted 409 Stainless Steel					
Drive, Chain and Spinners						
Drive	Standard: PTO Driven 1000 rpm Self-Contained System, BBI Binary Manifold & Tandem Gear Case Optional: Tractor Supplied Hydraulics (requires 2 remotes, 50 GPM, max 30 per remote, 3200 psi, case drain)					
Conveyor	Standard: 20 inch Belt Over Bar Chain	Standard: 20 inch Stainless Steel Mesh Chain	Standard: 30 inch Belt Over Bar Chain	Standard: 30 inch Belt Over Bar Chain	Standard: 30 inch Belt Over Bar Chain	Standard: 30 inch Belt Over Bar Chain
	Optional: 20 inch Mesh Chain	Optional: 20 inch Belt Over Bar Chain	Optional: 20 inch Stainless Steel Mesh Chain	Optional: 20 inch Stainless Steel Mesh Chain	Optional: 18 inch Straight Belt	Optional: 18 inch Straight Belt
	Optional Section Control: Two 10 inch Mesh Chain				Optional: 20 inch Straight Belt	Optional: 20 inch Straight Belt
Spinner Construction	Stainless Steel Spinners and Fins					
Spinner Type	Standard: MagnaSpread (Lime 60 feet, Fertilizer 80 feet +) Optional: Javelin (Urea 120 feet)					
Hy-Torque Manifold	Standard: Increases available spinner torque					
GR Valve	Standard: Designed to double the available conveyor speed					
Tires and Suspension						
Suspension	24,000 lb high-clearance adjustable axle Standard: 90 - 120 inches Optional: 80 - 110 inches	Standard: 10,000 lb torsion flex tandem axle Optional: 10 ton walking beam	Standard: 14 ton walking beam Optional: 20 ton walking beam	Standard: 14 ton walking beam Optional: 20 ton walking beam	Standard: 20 ton walking beam	Standard: 20 ton walking beam
Tires	380/90R46 Row Crop Tire	Standard: 16.5L x 15 Optional: 21.5L x 16.1* Optional: 500/45-22.5	Standard: 550/60-22.5 Optional: 800/65-32* *800 tire on 20 ton walking beam	Standard: 550/60-22.5 Optional: 800/65-32* *800 tire on 20 ton walking beam	Standard: 800/65-32	Standard: 800/65-32
Track Width	Standard: 90 - 120 inches Optional: 80 - 110 inches					
Features and Options						
Light Kit	Standard feature					
Options	High Duty Cycle Hydraulics with Oil Cooler Hopper Extensions & Hopper V to prevent material bridging (Hopper V is standard on 14 - 20 foot models), Scales, Tarp					

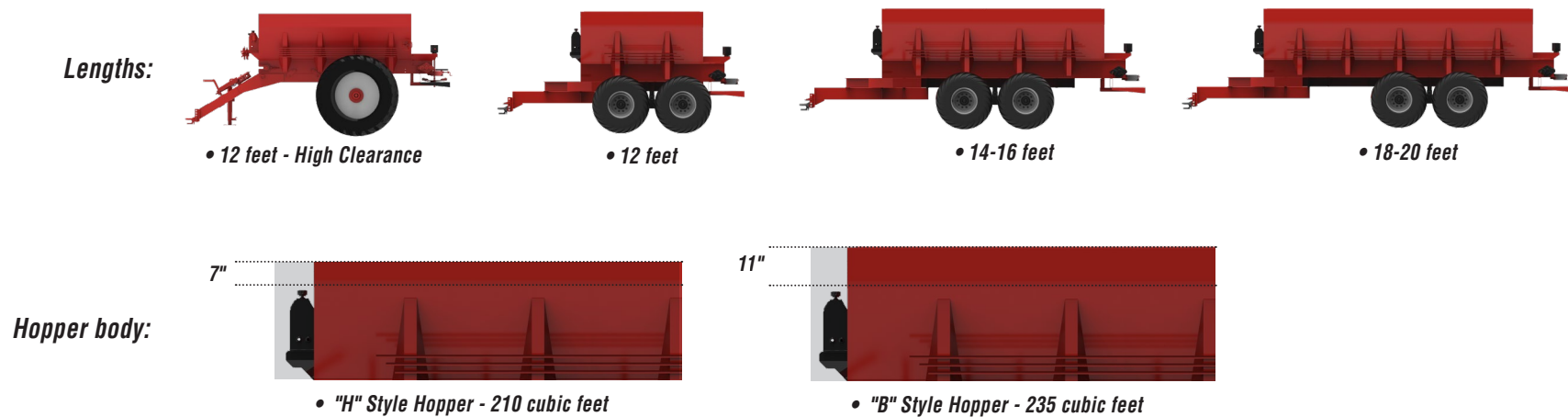
BBI MAGNASPREAD

BBI MagnaSpread - Pull-Type

The MagnaSpread pull-type spreader is the industry leader in cost-in-use, a measure of efficiency and profitability. MagnaSpread is optimized to precisely spread lime, fertilizer, and now urea, with the optional Javelin spinner system. See how the MagnaSpread pull-type spreader can be customized for your specific farming needs:



Body Size Options



MOUNTED OPTIONS



- 1 Bolt-On, Interchangeable Spinners**
Standard: MagnaSpread Spinners — offer true driving intervals, reducing swath overlap (driving interval of 60 feet with Lime, 80 feet with Fertilizer).
Optional: Javelin Spinners— offer the widest swath for urea in the industry (driving interval of 120 feet with Urea).
- 2 Optional Section Control**
Apply material in a full swath, to the left only, or solely to the right of the spreader, using split conveyor chains and independent spinner control.
- 3 Multi-Hopper Offerings***
Multi-hopper spreaders can be used to vary the rate of N, P and K in one pass, with higher accuracy in fewer passes. Multi-hoppers can also be used to blend multiple fertilizers, micronutrients and/or cover crops.
 - Hopper construction in carbon steel, 304 stainless steel or 409 painted stainless steel
 - Wide array of hopper sizes for range of capacity and special clearance options

*Available for floater chassis and truck mounts only. Not available on sprayer chassis.



Options for Self-Propelled Equipment

Whether you are driving a floater chassis, high-clearance chassis or ag truck, MagnaSpread unit mount options will maximize your total application investment with the most efficient, versatile and advanced spreader packages available in the industry.



BBI MAGNASPREAD DUAL-FUNCTIONALITY

BBI MagnaSpread Overview

Salford BBI offers two spinner packages—MagnaSpread and Javelin—built to help you achieve maximum soil productivity through precision nutrient application.

MagnaSpread, Engineered for Versatility

MagnaSpread achieves consistent swaths of 80 feet with fertilizer and 60 feet with lime. The MagnaSpread spinner system is capable of spreading lime, a wide range of fertilizers and products like gypsum and micro-nutrients.

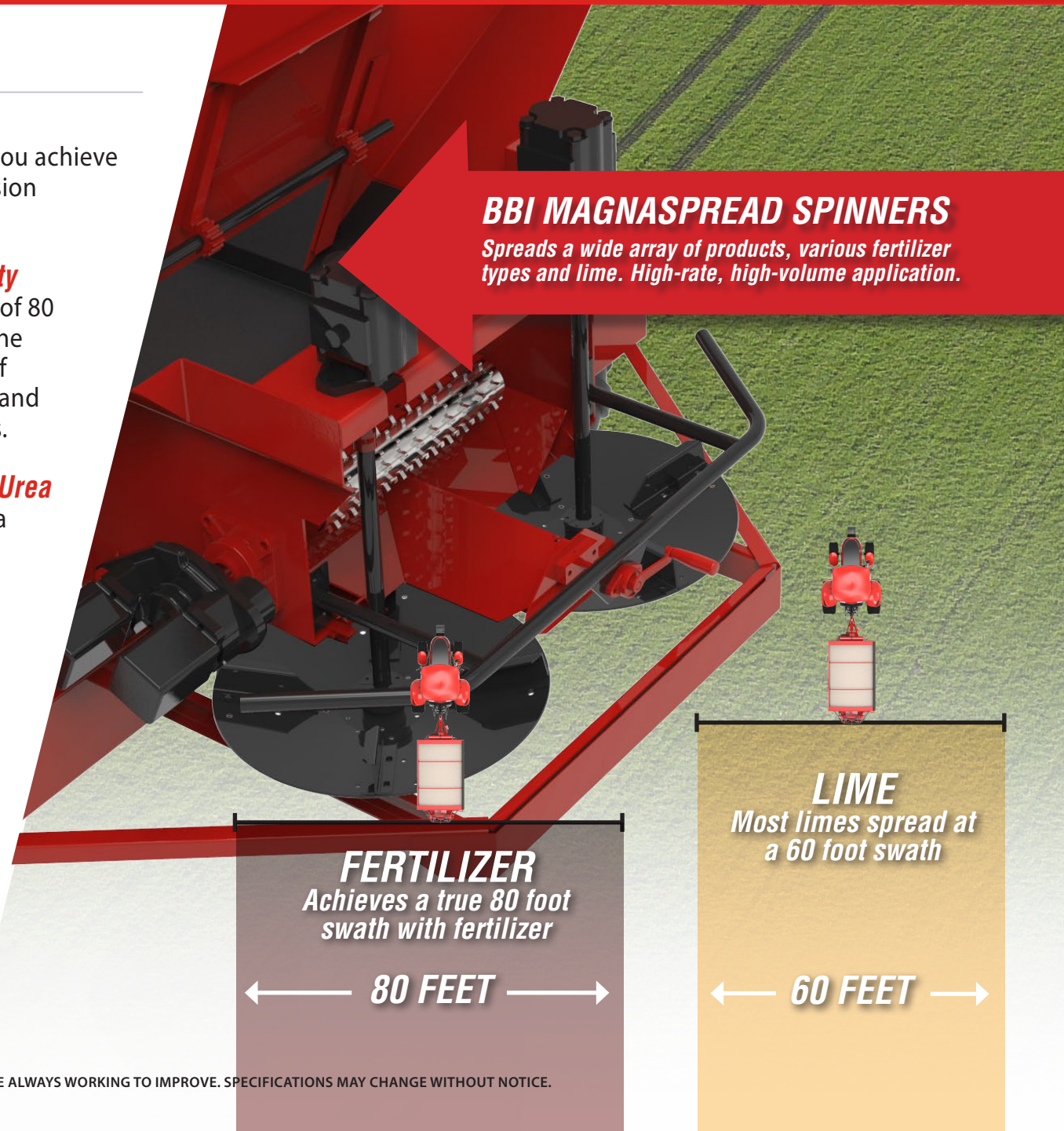
Javelin, 120 Feet Driving Interval with Urea

The Javelin spinner system is available as a bolt-on option for MagnaSpread Models.

The interchangeable spinner platform allows you to have one spreader body with the versatility of MagnaSpread and the industry-leading 120 foot urea application of Javelin spinners.

BBI MAGNASPREAD SPINNERS

Spreads a wide array of products, various fertilizer types and lime. High-rate, high-volume application.



FERTILIZER
Achieves a true 80 foot
swath with fertilizer


← 80 FEET →

LIME
Most limes spread at
a 60 foot swath

← 60 FEET →

BBI JAVELIN SPINNERS

*Purpose-built urea applicator, top dress applications.
Mid to low range application rates.*



UREA
Consistent 120 foot,
flat spread swath

← 120 FEET →

Section Control

Select MagnaSpread models can be equipped with section control. Section Control allows for greater application control in the field—spread material in a full swath, to the left only, or solely to the right of the spreader, using split conveyor chains. Reduce material overlap and outright waste, and conserve bordering land and water.

Interchangeable Spinner System

Salford spinner systems are bolted on the BBI MagnaSpread models. Order your MagnaSpread with each spinner system to take advantage of maximum spreading versatility.



BBI MAGNASPREAD SECTION CONTROL


Industry-Leading Precision, Efficiency and Sustainability

The BBI section control option for select MagnaSpread models, is the result of taking years of experience with split-chain conveyor systems in orchard/vineyard application and combining that left/right spread pattern control with BBI's advancements in spreader hydraulics and precision application technology. BBI section control is available on select models and compatible with the MagnaSpread and Javelin spinner systems.

BBI section control delivers positive economic benefits, such as more consistent yields through precise variable rate* application and reduced material and fuel use. BBI section control's economic benefits go hand in hand with environmental advantages by reducing spread pattern overlap in the field and on headlands, as well as reducing or eliminating overspread on fence rows, buffer strips and waterways.

**Variable rate spreading is available on full width application.*

SECTION CONTROL MAXIMUM PRECISION AND EFFICIENCY



HYDRAULIC OPTIONS

High Duty Cycle Hydraulic Package

The high duty cycle hydraulics option is designed with continuous use spreading on large farms and commercial operations. The high duty cycle hydraulics option utilizes a combination of special hydraulic pumps and an oil cooler system to keep large commercial units running at optimal temperatures for longer periods of time.

The High Duty Cycle Hydraulics enhance the operation of MagnaSpread units that:

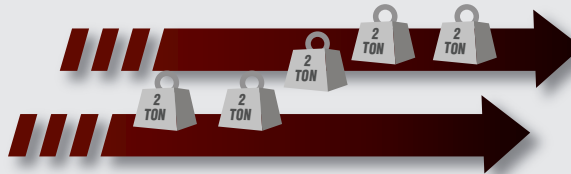
- Frequently spread large amounts of lime
- Use high-capacity spreader bodies (recommended for 16 foot bodies and larger)

The High Duty Cycle Hydraulic Package gives your spreader additional capability for:

1 Higher Spread Rates



2 Higher Ground Speeds



3 Staying Cool Longer



BBI Hydraulic Valves Options

Standard on MagnaSpread

BBI hydraulic valve options increase the versatility of your spreader by allowing the equipment to handle a wider range of rates, application speeds, and weight of material.

Hy-Torque Manifold Option

Standard on MagnaSpread

Delivering added torque to the spreader spinners when activated, the Hy-Torque manifold is engineered to maintain swath width and accuracy when spreading heavy material.

GR Valve Option

Standard on MagnaSpread

Designed to double the available conveyor speed, units equipped with the GR valve option are able to increase application rates and/or ground speeds.

BBI MAGNASPREAD 2 & 3

BBI MagnaSpread - Multi-hopper System

The MagnaSpread2 and MagnaSpread3's patented design is engineered to offer variable rate application of essential nutrients when blending the elements before spreading just is not good enough.



Two-Bin
BBI MagnaSpread2



Three-Bin
BBI MagnaSpread3

BBI MAGNASPREAD2

	Hydraulic Pull-Type	Truck-Mount
Capacity (in cubic feet, struck)	Hopper 1) 220 Hopper 2) 145	Hopper 1) 220 Hopper 2) 145
Tires	21.5L x 16.1 Tires Optional: 550/60-22.5 Optional: 800/65R32 with 20 Ton	N/A
Suspension	14 Ton Walking Beam Optional: 20 Ton Walking Beam	
	Tube Construction	
Conveyor chain	Proprietary Stainless Steel Mesh	
Hoppers	304 Stainless Steel	304 Stainless Steel
	Patented Delivery System	Patented Delivery System
Hydraulics	Self-Contained	Self-Contained
	Tractor-Supplied	Tractor-Supplied


BBI MAGNASPREAD3

	Hydraulic Pull-Type	Truck-Mount
Capacity (in cubic feet, struck)	Hopper 1) 210 Hopper 2) 84 Hopper 3) 84	Hopper 1) 210 Hopper 2) 84 Hopper 3) 84
Tires	21.5L x 16.1 Tires Optional: 550/60-22.5 Optional: 800/65R32 with 20 Ton	N/A
Suspension	14 Ton Walking Beam Optional: 20 Ton Walking Beam	
	Trailer Frame - Tube Construction, Hydraulic tube-in-frame	
Conveyor	Mesh Chain	Mesh Chain
Hoppers	304 Stainless Steel	304 Stainless Steel
	Patented Delivery System	Patented Delivery System
Hydraulics	Self-Contained	Self-Contained
	Tractor-Supplied	Tractor-Supplied

Variable Rate Application of Multiple Products

Independently-Controlled Variable Rate Meters per Hopper

Each of the MagnaSpread2 and MagnaSpread3's secondary hoppers feed into the primary hopper through variable rate meters.



Up to Three Products Accurately Blended on the Fly

With each hopper having its own metering system, up to three products can be independently controlled and blended on the fly for precise variable rate application.

// We're very surprised and impressed with how simple it is to setup. It probably took us about 10 minutes to calibrate each box on that spreader. With one person it took about 10 minutes a box to calibrate it, and with two people, you could do it in less time. **It's well-built, and I think if you had any issues with any components, it's all very easy to get at.** Everything is out in the open which made service easier. When you're all done with it, or if you're not going to use for a few days, it's very easy to clean up. And the quality of the material is very good. **I'm really impressed with the uniformity... it spreads 80ft wide and overlaps very little, and the amount it does overlap, you really have to check closely for.**

We have some fields that have quite a bit of variability. I've walked over it and I'm very impressed with the uniformity of the spread on this machine. As time goes on we'll see the long term performance of this unit but like I say, it's well-built, the material is all heavy on it, and I don't foresee any problems with it. As long as we maintain it and take care of it, it should last a long time."

— **Tony & Jonathan DeBruyn**

Owner of MagnaSpread3 / Corn, Soy Beans and Wheat

Spread 3,200 acres in first season, variable rate from each of the 3 product bins

TECHNOLOGY

Salford's Electronics

Salford BBI is a pioneer in ISOBUS 11783 compatible precision control technology. Options like variable rate application and left/right section control can be achieved with factory-offered Electronic Control Units (ECU) that are compatible with a wide range of in-cab consoles. Salford BBI ISOBUS compliant control options* maximize your farm's total investment in precision application technology by allowing you to use one, or many, of the consoles you already use on your farm today to run your Salford BBI equipment.

In order to maximize the compatibility and versatility of Salford BBI implements, our equipment is also compatible with a wide range of ECUs. By maximizing our implements compatibility with other ECUs and the consoles they are designed to pair with, Salford BBI allows you to use almost any available precision control platform to run your Salford BBI equipment.

ECU SYSTEM COMPATIBILITY

Compatible with these systems. Call for updated display compatibility. Monitors not included.



	Mueller Touch800 [®]	John Deere 2630 / 4640 [®]	Case IH Pro700 [®]	New Holland Intelliview IV [®]	AgLeader [®]
Rate Control	●	●	●	●	●
Section Control	●	●	●	●	●
Prescription	●	●	●	●	●

- 1. Mueller Touch800[®]** - Requires a TC upgrade for Prescription and a Section Control unlock
- 2. John Deere 2630 / 4640[®]** - Requires a Section Control unlock
- 3. Case IH Pro700[®]** - Requires a TC unlock for Prescription and Section Control
- 4. New Holland Intelliview IV[®]** - Requires a TC unlock for Prescription and Section Control
- 5. AgLeader[®] Integra** - Requires a multi-product unlock for multi-bin Rate and Section Control

**ISOBUS compliance does not guarantee compatibility with all functionality on 3rd party ISOBUS displays; Non-ISOBUS displays are not compatible with this controller. Always consult with the display manufacturer before purchase - Prescription mapping and/or auto section control may require software unlock. Ensure latest display firmware version is installed.*


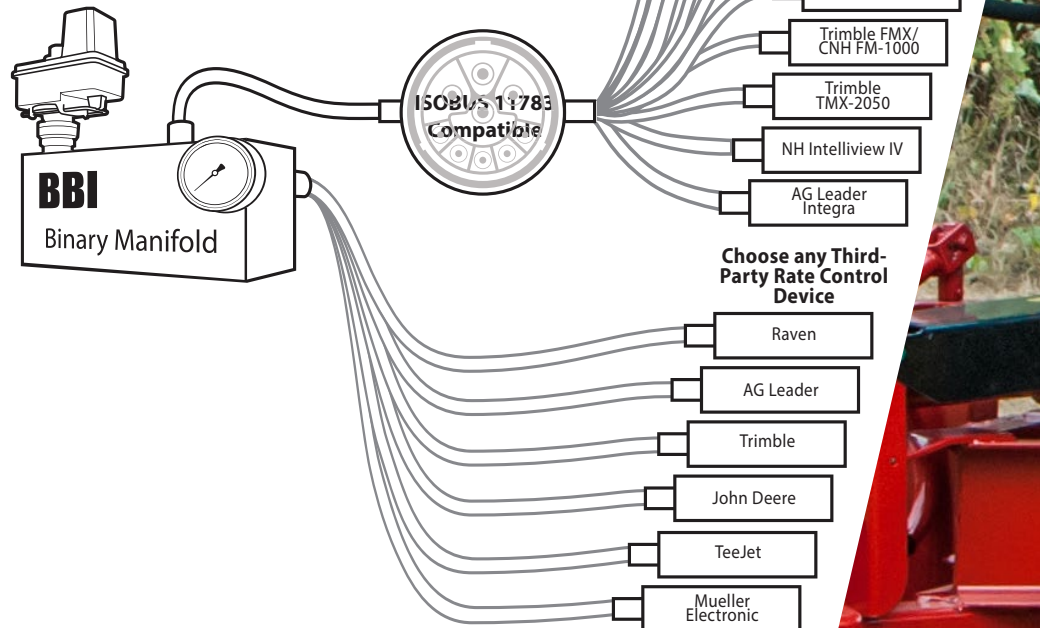
BINARY MANIFOLD

SALFORD BBI

BBI Binary Manifold

Exclusive to all BBI hydraulic spreaders, including BBI Endurance, the Binary Manifold System enables quick connections to precision agriculture systems for rate control, guidance and more.

**ISOBUS compliance does not guarantee compatibility with all functionality on 3rd party ISOBUS displays; Non-ISOBUS displays are not compatible with this controller. Always consult with the display manufacturer before purchase. Prescription mapping and/or auto section control may require software unlock. Ensure latest display firmware version is installed.*



BBI SNIPER 120'



ACCURATELY APPLY FERTILIZER UP TO 120 FEET

- Engineered for targeted, highly accurate, variable rate application of dry fertilizer
- Cover more acres with less fuel and in fewer hours



SIMPLE 12 SECTION SPREAD PATTERN CONTROL

- Automatic 12 section spread pattern follows as applied and prescription maps to reduce over application and minimize spreading into sensitive areas
- Half-width spreading allows for boundary application



HIGH-CLEARANCE ROW CROP / SIMPLE DESIGN

- High capacity, adjustable axle for pre-season and in season application
- Independent twin bed chains, twin spinners and twin flow dividers are simple to maintain for trouble-free operation



Ideal for: 120 foot dry fertilizer application with a high capacity single axle hopper for high speed application. 12 section spread pattern control to reduce overlap and application into environmentally sensitive areas.

BBI SNIPER 120'

BBI Sniper 120' is engineered for application widths up to 120 feet, and uses patent pending technology to rapidly adjust its spread pattern on-the-fly. The BBI Sniper's tremendous application width and superior spread pattern control make for an efficient applicator that reduces overlap and keeps fertilizer out of environmentally sensitive areas. The simple spread pattern control is easy to set and maintain to keep high acreage operators moving fast.

Unique Features

- 120 foot application width saves time and fuel costs through fewer passes
- Meets controlled traffic farming standards (120 foot / 36 meter-wide pattern)
- 12 Section, automatic, spread pattern adjustment / swath control to reduce over application and minimize spreading into environmentally sensitive areas
- High clearance adjustable axle (90-120 inches) allowing for in season application
- Largest capacity of any single-axle top-dress spreader on the market
- Self-contained, continuous-duty hydraulics platform for maximum tractor compatibility
- 3 independent, automatically adjusted, application control systems give optimum response time to prescription controls

BBI SNIPER 120' Specifications Material Applied: Dry Fertilizer

Working Width	Fertilizer up to 120 feet ISOBUS Compatible 12 section spread pattern control
Size	12 feet
Capacity (Struck)	282 cubic feet
Hopper Material	Standard: Painted 409 stainless steel
Drive	PTO Driven Self Contained Hydraulic system: Choice: 1000 RPM Series 6 CV 1 3/4 20 Spline 1000 RPM Series 6 CV 1 3/8 21 Spline Includes: 4 Manifolds and PWM Valves to control each spinner and each conveyor. Heat shrink fittings.
Conveyor Chain	Split chain section control Two 10 inch wide, 304 stainless steel mesh chain
Spinners	Standard: Twin Independently Driven Stainless Steel Spinners
Tires & Suspension	Standard: Single Axle High-Clearance Frame with 90 inches to 120 inches. Adjustable Axle (adjustable in 6 inch increments) Standard: 90 inches - 120 inches. Adjustable Axle w/380/90 R46 Optional: 80 inches - 110 inches. Adjustable Axle w/380/90 R46 Optional: 800/65 R32 Tires
Light Package	Standard: Rear Tail Lights with Turn Signal, Side Markers, Wired with Corrosion Resistant Wiring Kit
Tarp Options	Standard: None Optional: Vinyl Cable Lock Tarp
Scales	Standard: 8 Digi-Star Load Cells Traditional weight readings to assess payload. The ECU's Dynamic Metering and Angle Compensation functionalities are continuously monitoring scale feedback to ensure high levels of accuracy during application
Proven Split Chain ISOBUS ECU	Hydraulic valve control for dual belt/chain, dual spinner spreader. Linear actuator control of left and right side drop-points. Static or Dynamic weighing system including Angle Compensation Automatic Section Control for 2 or 12 sections. Monitor Compatibility: JD 2630, JD 4640, Trimble TMX 2050, Trimble FM 1000 / FMX, Pro 700 Contact Salford BBI regarding other monitor compatibility

MECHANICAL SPREADERS OVERVIEW

1

True Full Swath Driving Interval

Where most competitors spread at most 40 feet, Salford's BBI PTO spinners will spread 50 percent wider in fertilizer or lime. This means spreading nearly 100 acres per hour.

2

Frame Construction

Salford's frame construction features 20 percent larger channel steel than our competitors, thicker hitch plates and with more adjustment options. Perfect hitches, bolt-on HD jacks, a larger and longer tongue tube, spinner guards and shielding plus laser-cut parts means improved durability, maneuverability, safety, and reliability.

3

Axle Options

Heavy-duty tandem axles, torsion-flex, and even walking beam suspension options are available.

4

Chains

Salford's mesh option has a rear roller made of billet stock, and our CNC-machined construction crafted with a superior alloy means consistent durable construction. Fabricated with two rows of weld as opposed to one, our mesh lasts longer and stretches less. A 60H stainless steel chain for the ground wheel drive mechanism is standard. Mesh or bar options available. UHMW blocks the rear roller cover and prevents material from falling out and streaking the field.

5

SS Bearing Back

Salford's stainless steel rear roller bearing has a protector plate on the rear rail, extending the life of the spreader. Grease is able to be pumped, cycled, and penetrated through the bearing, while the protector plate saves the back, exponentially increasing bearing life.



PTO - FERTILIZER: 60 FEET
LIME: 60 FEET
HYDRAULIC - FERTILIZER: 80 FEET
LIME: 60 FEET

LIBERTY, TROOPER, GRASSHOPPER

SALFORD BBI



6 Spinner Accuracy & Hydraulic Spinner Drive
Hydraulic tractor-supplied spinners with ground wheel driven chain means 80 foot swaths with fertilizer, and 60 foot swaths with lime. Kevlar belts and BBI's proprietary eliminator manifold are standard.

7 Eliminator Manifold
This proprietary BBI design is not found on any other spreader in its class. The eliminator manifold guards against improper hook up (failure to hook up return, cross hook-ups - cannot hook up backwards, and cannot overpressure), making Salford mechanical spreaders more durable and foolproof, great for rental fleets.

8 Overhead Spinner Motors
Overhead Spinner Motors are above the chemical resulting in extended motor life.

9 Infinite Adjustment Flow Divider
UHMW block and stainless steel rod. The flow divider allows for infinite adjustment and ensures that material is able to evenly flow through to the spinners.

10 Hopper Construction
Stronger 3D gussets, a strong inverted V option, and a rear gate that features dual rack and pinion which ensures that the gate never lodges or gets stuck sideways. All 304 or painted 409 stainless steel construction and stainless steel hardware.



BBI Trooper pg. 24



BBI Liberty pg. 25



BBI Grasshopper pg. 26

BBI GRASSHOPPER HDR



Ideal for: Distribution of Granular Fertilizer or Lime / Medium Capacity / High Clearance / Classic Single Axle Applicator for Turf Farms, Pastures and Row Crops / Designed with High Clearance to straddle rows

BBI Grasshopper HDR

Our high clearance 5 ton fertilizer, 7 ton lime spreader, designed for precision application of top dressings and row cropping. Rounded payload capacity of 210 cubic feet, the steel hopper is 10 feet long and 8 feet wide with 45 degree angle sides. This unit is driven using either self contained hydraulics or optional tractor supplied hydraulics.

Unique Features

- Self contained hydraulics or optional tractor supplied hydraulics
- Dual rack & pinion gate for jam-free operation
- 24 inch dished spinner design for precision coverage
- High ground-clearance for row cropping and top dressing

BBI Grasshopper HDR Specifications Fertilizer / Lime

Working Width	Hydraulic - Fertilizer 80 feet, Lime 60 feet PTO - Fertilizer 60 feet, Lime 60 feet
Size	10 feet
Capacity (struck)	"H" Body: 210 cubic feet
Hopper Material	Optional: 304 Stainless Steel Optional: Painted 409 Stainless Steel
Conveyor Chain	Standard: 16 inch Stainless Steel Mesh Chain Optional: 20 inch Stainless Steel Mesh Chain
Spinner Drive	Standard: PTO (1000 RPM) driven Spinners (twin 24 inch spinners) Optional: Hydraulic Spinners (Plug-to-Tractor) w/ ELIMINATOR Manifold
Suspension	24,000 lb rigid single-axle with 10" on 11.25" AG type hubs and spindles. Track width is 72" standard; other widths available upon request. 440/80R28 Tires mounted on 15 x 28 ag type wheels.
Tires & Wheels	Standard: 11.25/28 Tires and Wheels on 24,000 Axle (includes 10 bolt hubs) (Includes additional High Clearance Spreader Frame Construction) Optional: 440/80R28 Tires and Wheels on 24,000 Axle (includes 10 bolt hubs) (Includes additional High Clearance Spreader Frame Construction) Optional: 21.5 x 16.1 Tires on 16C x 16.1 AG wheels
PTO / CV Joints	Standard: 1000 RPM Series 6 CV 1 3/4 20 Spline Standard: 1000 RPM Series 6 CV 1 3/8 21 Spline
Reversible Wheel	Standard: Non Reversible Grasshopper Wheel Optional: Reversible Wheels (11.25 inch x 28 inch or 440/80R tires) 62 inch to 74 inch Track
Tail Lights	Optional: Rear Tail Lights with Turn Signal, Side Markers, Wired with Corrosion Resistant Wiring Kit
Options	Optional: 10 foot Box Type Tarp w Bow (Vinyl) Optional: Ladder

BBI GRASSHOPPER



Ideal for: Distribution of Granular Fertilizer or Lime / Medium Capacity / High Clearance / Classic Single Axle Applicator for Turf Farms, Pastures and Row Crops / Designed with High Clearance to straddle rows

BBI Grasshopper

Our high clearance 5 ton fertilizer, 7 ton lime spreader, designed for precision application of top dressings and row cropping. Rounded payload capacity of 189 cubic feet, the steel hopper is 9 feet long and 8 feet wide with 45 degree angle sides. This unit is driven using either self contained hydraulics or optional tractor supplied hydraulics.

Unique Features

- Ground wheel driven stainless steel mesh chain
- Dual rack & pinion gate for jam-free operation
- 24 inch dished spinner design for precision coverage
- PTO or hydraulic driven spinners
- High ground-clearance for row cropping and top dressing

BBI Grasshopper Specifications Fertilizer / Lime

Working Width	Hydraulic - Fertilizer 80 feet, Lime 60 feet PTO - Fertilizer 60 feet, Lime 60 feet
Size	9 feet
Capacity (struck)	Standard "H" Body: 189 cubic feet
Hopper Material	Optional: 304 Stainless Steel Optional: Painted 409 Stainless Steel
Conveyor Chain	Standard: 16 inch Stainless Steel Mesh Chain Optional: 20 inch Stainless Steel Mesh Chain
Press Wheel	Standard: Press Wheel Pneumatic Tire Optional: Metal Press Wheel
Spinner Drive	Standard: PTO (540 RPM) driven Spinners (twin 24 inch spinners) Standard: PTO (1000 RPM) driven Spinners (twin 24 inch spinners) Optional: Hydraulic Spinners (Plug-to-Tractor) w/ ELIMINATOR Manifold
Suspension	24,000 lb rigid single-axle with 10" on 11.25" AG type hubs and spindles. Track width is 72" standard; other widths available upon request. 440/80R28 Tires mounted on 15 x 28 ag type tires.
Tires & Wheels	Standard: 11.25/28 Tires and Wheels on 24,000 Axle (includes 10 bolt hubs) (Includes additional High Clearance Spreader Frame Construction) Optional: 440/80R28 Tires and Wheels on 24,000 Axle (includes 10 bolt hubs) (Includes additional High Clearance Spreader Frame Construction) Optional: 21.5 x 16.1 Tires on 16C x 16.1 AG wheels
PTO / CV Joints	Standard: 540 RPM Series 6 CV Joint PTO Shaft Standard: 1000 RPM Series 6 CV 1 3/4 20 Spline Standard: 1000 RPM Series 6 CV 1 3/8 21 Spline
Reversible Wheel	Standard: Non Reversible Grasshopper Wheel Optional: Reversible Wheels (11.25 inch x 28 inch or 440/80R tires) 62 inch to 74 inch Track
Tail Lights	Optional: Rear Tail Lights with Turn Signal, Side Markers, Wired with Corrosion Resistant Wiring Kit
Options	Optional: 9 foot Box Type Tarp w Bow (Vinyl) Optional: Ladder

BBI LIBERTY HDR



Ideal for: Distribution of Granular Fertilizer or Lime / Medium Capacity / Variety of Applications

BBI Liberty HDR

BBI Liberty pull-type spreaders are designed to be the toughest, most durable fertilizer and lime spreaders in the market. With BBI's rugged design and construction you can more efficiently spread your fields, saving you time and money.

Unique Features

- Heavy-duty, high-capacity packages and low profile units available
- Payload packages available from 5-9 tons
- Standard 16 inch heavy duty stainless steel mesh chain, or optional 20 inch chain
- 24 inch dished spinner design for precision coverage
- "Inverted V" option for heavy material such as lime
- Wide range of colors available

BBI Liberty HDR Specifications Fertilizer / Lime

Working Width	Hydraulic - Fertilizer 80 feet, Lime 60 feet PTO - Fertilizer 60 feet, Lime 60 feet
Size	10 feet
Capacity (struck)	Hopper options include: Optional "H" Body: 6 inch Higher Capacity, 21 cu ft / lin ft struck, 56 inches high Optional "B" Body: 11 inch Higher Body, 23.5 cu ft / lin ft struck, 58.5 inches high
Hopper Material	Optional: Carbon Steel Optional: 304 Stainless Steel Optional: Painted 409 Stainless Steel
Drive	Standard: Self contained hydraulics. Optional: Tractor supplied hydraulics.
Conveyor Chain	Standard: 16 inch Stainless Steel Mesh Chain Optional: 20 inch Stainless Steel Mesh Chain Optional: 20 inch Bar Chain in Lieu of Mesh
Spinner Drive	Standard: PTO (1000 RPM) driven Spinners (twin 24 inch spinners) Optional: Tractor supplied hydraulics
Hitch	Standard: Cast Hitch Option for Pull Type Spreaders Optional: Articulating Hitch
Spinner and Fins	Standard: Stainless steel
Tires & Suspension	Standard: 7,000 lb "Torsion-Flex" Tandem Axle (12.5 X 15 Implement Tires with 6-Bolt hub) Optional: 9 Ton Heavy Duty Tandem Axle Suspension (16.5L X 16.1 Tires and 8-Bolt hub, 10,000 lb axles) Optional: 10 Ton Walking Beam (16.5L X 16.1 Tires and 8-Bolt hub) Includes Series 4CV Joint PTO, Heavy Duty Jack *Other tire options available
PTO Drive Line / CV Joint	Standard: 1000 RPM Series 6 CV 1 3/4 20 Spline Standard: 1000 RPM Series 6 CV 1 3/8 21 Spline
Inverted "V"	Standard: None Optional: 10 foot Carbon Steel Overslung Removable Inverted V Optional: 10 foot Stainless Steel Overslung Removable Inverted V

Other available options: Hopper Extensions, Tarp, and Light Package



Ideal for: Distribution of Granular Fertilizer or Lime / Medium Capacity / Variety of Applications / Ground Wheel Drive Conveyor / PTO or Hydraulic Driven Spinners

BBI Liberty

BBI Liberty pull-type spreaders are designed to be the toughest, most durable fertilizer and lime spreaders in the market. With BBI's rugged design and construction you can more efficiently spread your fields, saving you time and money.

Unique Features

- Heavy-duty, high-capacity packages and low profile units available
- Payload packages available from 5-9 tons
- All ground wheel driven systems are available
- Standard 16 inch heavy duty stainless steel mesh chain, or optional 20 inch chain
- 24 inch dished spinner design for precision coverage
- "Inverted V" option for heavy material such as lime
- Wide range of colors available

BBI Liberty Specifications Fertilizer / Lime

Working Width	Hydraulic - Fertilizer 80 feet, Lime 60 feet PTO - Fertilizer 60 feet, Lime 60 feet
Size	10 feet
Capacity (struck)	Hopper options include: Optional "H" Body: 6 inch Higher Capacity, 21 cu ft / lin ft struck, 56 inches high Optional "B" Body: 11 inch Higher Body, 23.5 cu ft / lin ft struck, 58.5 inches high
Hopper Material	Optional: Carbon Steel Optional: 304 Stainless Steel Optional: Painted 409 Stainless Steel
Drive	Standard: Conveyor Ground Wheel Drive Standard: Manual Hydraulics to Engage Ground Wheel
Conveyor Chain	Standard: 16 inch Stainless Steel Mesh Chain Optional: 20 inch Stainless Steel Mesh Chain Optional: 20 inch Bar Chain in Lieu of Mesh
Press Wheel	Standard: Press Wheel Pneumatic Tire Optional: Metal Press Wheel
Spinner Drive	Standard: PTO (540 RPM) driven Spinners (twin 24 inch spinners) Standard: PTO (1000 RPM) driven Spinners (twin 24 inch spinners) Optional: Hydraulic Spinners (Plug-to-Tractor) w/ ELIMINATOR Manifold
Hitch	Standard: Cast Hitch Option for Pull Type Spreaders Optional: Articulating Hitch
Spinner and Fins	Standard: Stainless steel
Tires & Suspension	Standard: 7,000 lb "Torsion-Flex" Tandem Axle (12.5 X 15 Implement Tires with 6-Bolt hub) Optional: 9 Ton Heavy Duty Tandem Axle Suspension (16.5L X 16.1 Tires and 8-Bolt hub, 10,000 lb axles) Optional: 10 Ton Walking Beam (16.5L X 16.1 Tires and 8-Bolt hub) Includes Series 4CV Joint PTO, Heavy Duty Jack *Other tire options available
PTO Drive Line / CV Joint	Standard: 540 RPM Series 6 CV Joint PTO Shaft Standard: 1000 RPM Series 6 CV 1 3/4 20 Spline Standard: 1000 RPM Series 6 CV 1 3/8 21 Spline
Inverted "V"	Standard: None Optional: 10 foot Carbon Steel Overslung Removable Inverted V Optional: 10 foot Stainless Steel Overslung Removable Inverted V

Other available options: Hopper Extensions, Tarp, and Light Package

BBI TROOPER



Ideal for: Fertilizer, Fleet Application / Easy Towing / Ease of Operation / 60 foot swath / Distribution of Granular Fertilizer

BBI Trooper

Designed and priced for fleet applications, BBI Trooper is easy to operate and is towable with almost any type of vehicle. Flotation tires prevent soil compaction, making this applicator ideal for small to medium-capacity jobs in a variety of settings, from row crops to sod/turf farms.

Unique Features

- Optional Poly Brid™ coating on trailer frame
- Pull with almost any tractor OR any vehicle with adequate towing capacity and tow package
- Ground wheel drive spindlers spread fertilizer at 60 feet vs. traditional designs at 30 feet
- Lowest capital cost spreader offered by BBI
- Flotation tires minimize compaction

BBI Trooper Specifications Fertilizer

Working Width	Hydraulic - Fertilizer 80 feet PTO - Fertilizer 60 feet
Size	10 feet
Capacity (struck)	Standard: 170 cubic feet Optional: 245 cubic feet Optional: 270 cubic feet
Hopper Material	Standard: Painted 409 stainless steel
Drive	Standard: Conveyor Ground Wheel Drive Standard: Manual Hydraulics to Engage Ground Wheel Optional: Conveyor & Spinner Ground Wheel Drive
Conveyor Chain	Standard: 8 inches Wide, 304 Stainless Steel Mesh Chain
Spinner Drive	Standard: Ground Wheel Drive Spindlers Optional: 540 RPM Series 6 CV Joint PTO Shaft Optional: 1000 RPM Series 6 CV 1 3/4 20 Spline Optional: 1000 RPM Series 6 CV 1 3/8 21 Spline Optional: Hydraulic Spindlers (Plug-to-Tractor) Includes ELIMINATOR Manifold
Spindlers	Standard: Twin 24" Diameter Spindlers that are driven by Ground Wheel Drive
Tires & Suspension	Standard: Tandem Axle Ground Wheel Drive, 7,000 lb Axles and 12.5 Tires Optional: Tandem Axle Ground Wheel Drive Painted 409 stainless steel, 10,000 lb Torsion Axles and 16.5 Tires or 21.5Lx16.1 Tires
Electric Brakes	Standard: No brakes Optional: Electric Brakes Rear Axle 7,000 lb (Torsion Flex Axles ONLY) Optional: Electric Brakes Rear Axle 10,000 lb (Torsion Flex Axles ONLY)
Light Package	Standard: None Optional: Rear Tail Lights with Turn Signal, Side Markers, Wired with Corrosion Resistant Wiring Kit
Tarp Options	Standard: None Optional: 10 foot Box Type Tar with Bow (vinyl)

Specialty Spreaders



BBI Cricket pg. 28-29

The BBI Cricket is ideal for golf courses, turf, sod, food plots, and small farms. Cricket Vineyard is built for the clearance demands of vineyards and orchards. Various options are available to adapt the unit to the particular needs of each environment.



BBI SideShooter pg. 30

BBI's SideShooter achieves precision distribution of spreadable material. Whether it's livestock bedding or fish pellets for fish farms, the SideShooter can add ease to your operation.



BBI RockBody Truck Mount pg. 31

Meet BBI's tough customer for spreading hard materials—the RockBody. RockBody spreads rock, gravel, sand, salt, and aggregate materials with an elegant efficiency that belies its rugged exterior.

BBI CRICKET AG & TURF



Ideal for: Fertilizer or Lime / Golf Courses, Turf, Sod, Food Plots and Small Farms / Can be pulled with low HP tractor / Ground Wheel Drive Conveyor / PTO or Hydraulic Driven Spinners

BBI Cricket Ag & Turf

The BBI Cricket Ag and Turf is a fertilizer and lime spreader designed for precision dry material application. This spreader only requires a 30 to 40 horsepower tractor to pull it. The narrow wheel track width allows it to be maneuvered through narrow paths, while the wide flotation tires are standard to minimize compaction. Wide flotation tires are standard to minimize compaction.

Unique Features

- Can be pulled with a low horsepower tractor (30 - 40 horsepower)
- External ground wheel driven by traction against the tire
- Ground wheel driven stainless steel mesh chain
- 24 inch dished spinner design for precision coverage
- 15 inch ground clearance
- Flotation tire and turf tire options minimize compaction

BBI Cricket Ag & Turf Specifications Fertilizer / Lime

Working Width	Hydraulic - Fertilizer 80 feet, Lime 60 feet PTO - Fertilizer 60 feet, Lime 60 feet
Size	8 feet
Capacity (struck)	Standard: 64 cubic feet, struck 15 inch ground clearance
Hopper Material	Optional: 304 Stainless Steel Optional: Painted 409 Stainless Steel
Drive	Standard: Conveyor Ground Wheel Drive Standard: Manual Hydraulics to Engage Ground Wheel Optional: Conveyor & Spinner Ground Wheel Drive
Conveyor Chain	Standard: 16 inch 304 Stainless Steel Mesh Chain Optional: 16 inch Bar Chain in Lieu of Mesh
Press Wheel	Standard: Pneumatic Press Wheel Optional: Metal Press Wheel
Spinner Drive	Standard: PTO (540 RPM) driven Spinners (twin 24 inch spinners) Standard: PTO (1000 RPM) driven Spinners (twin 24 inch spinners) Optional: Hydraulic Spinners (Plug-to-Tractor) w/ELIMINATOR Manifold
Tires & Suspension	Standard: 12,000 lb rigid single-axle 16.5 x 16.1 10 ply tires. W16C x 16.1 Ag type wheels, 8-Bolt hubs.
PTO Drive Line / CV Joint	Standard: 540 RPM Series 6 CV Joint PTO Shaft Standard: 1000 RPM Series 6 CV 1 3/4 20 Spline Standard: 1000 RPM Series 6 CV 1 3/8 21 Spline
Hopper Extensions	Standard: None Optional: 8 inch Unit Extension Brackets ONLY (without wood) Optional: 8 inch Unit 2 inch x 6 inch Extension Brackets with wood
Tarp	Standard: None Optional: 8 foot Box Type Tarp w Bow (Vinyl)

BBI CRICKET VINEYARD



Ideal for: Fertilizer, Lime, Compost / Vineyards and orchards / Can be pulled with low HP tractor / Reversible wheels allow a 50 or 60 inch track

BBI Cricket Vineyard

The BBI designed Cricket Vineyard spreader provides an affordable and dependable tool for spreading fertilizer, lime and compost in your vineyard or orchard. This Vineyard or Orchard spreader can clear low overhanging limbs, and the reversible wheels allow a 50 or 60 inch track to accommodate most vineyards.

Unique Features

- Can be pulled with a low horsepower tractor (30 - 40 horsepower)
- Available in 50 inch and 60 inch outside widths by reversing the wheels
- 2 speed hydraulic conveyor drive
- 24 inch dished spinner design for precision coverage
- Plug to tractor hydraulic driven spinners
- 15 inch ground clearance
- Flotation tires minimize compaction

BBI Cricket Vineyard Specifications Fertilizer / Lime / Compost

Working Width	Fertilizer 80 feet + Lime 60 feet
Size	8 feet
Capacity (struck)	Standard: 64 cubic feet, struck 15 inch ground clearance
Hopper Material	Optional: 304 Stainless Steel Optional: Painted 409 Stainless Steel
Controls	Optional: Plug to Tractor Hydraulic Manual Controls Optional: Plug to Tractor Hydraulic CL 250 Electronic Controls Optional: Self Contained Hydraulic Manual Controls Optional: Self Contained Hydraulic CL 250 Electronic Controls
Conveyor Chain	Standard: 16 inch Mesh Chain and Heat Shrink Fittings
Spinner and Fins	Standard: Stainless Steel Spinners and Fins Optional: Carbon Steel Spinners and Fins
Complete Spinner Shield Assembly	Standard: ONE Complete Spinner Shield Assembly Optional: Second Complete Spinner Shield Assembly (if sold separately) NET
Spinner Drive	Standard: Twin 24 inch Diameter Spinners that are Driven by Tractor Supplied Hydraulic
Tires & Suspension	Standard: 7000 lb Rigid Single-Axle with 6 inch on 6 inch AG type Hubs and Spindles available in 50 inch to 60 inch Overall Width. 14L Flotation tires on W11C x 16.1 Reversible Wheels.
Banding Conveyor	Standard: Banding attachment Optional: 4 foot Banding Conveyor with Belt
Hitch	Standard: Heavy Duty Clevis Hitch Standard: Cast Hitch Option for Pull Type Spreaders - includes Pintle and Clevis Hitch
Wheels	Standard: Reversible 14L Wheels for 50 inch or 60 inch Overall Width
Tarp	Standard: None Optional: 8 foot Box Type Tarp w Bow (Vinyl)

BBI SIDESHOOTER



Ideal for: Side distribution of Bedding Materials (ie sand, woodshavings, etc.), Fish Pellets or Similar Materials

BBI SideShooter Specifications Dairy Sand / Fish Pellets or Similar Materials

Size	9 feet
Capacity (struck)	192 cubic feet, struck
Hopper Material	Standard: Carbon Steel
Self Contained Hydraulics	Standard: Self Contained Hydraulic System connecting to 540 rpm Tractor PTO Standard: Self Contained Hydraulic System connecting to 1000 rpm Tractor PTO
Hopper Conveyor	18 inch wide, 304 Stainless Steel Mesh Chain. Self-Contained Hydraulic System with 35 Gallon Reservoir and PTO Driven Trailer Mounted Heavy-Duty 2 Section Pump.
Conveyor Chain	Standard: 18 inch Stainless Steel Mesh Chain
Discharge Conveyor	Standard: 18 inch Discharge Conveyor 1 inch Cheated Rubber Transfer Belt - Adjustable to 20 degrees
Frame and Suspension	Standard: 24K Rigid Axle with 10 Bolt Hubs with Heavy-Duty Frame and Hitch
Tires	Standard: 21.5 X 16.1 10 Ply Flotation tires

BBI SideShooter

The SideShooter adds ease to distributing bedding materials in dairy operations through precise, balanced distribution of sand (and/or your bedding material(s) of choice) into all barn styles. SideShooter has also emerged as a must-have piece of equipment for managers of commercial game fisheries and freshwater farms for species such as tilapia and catfish.

Unique Features

- Side-discharge spreader
- Lightweight and towable
- For use in dairy and fish farms
- Distribution of bedding materials and fish pellets





Ideal for: Rock, Gravel, Sand, Salt and Aggregate Spreader / Counties, Municipalities, and Construction Companies

BBI RockBody

Innovative design for a hardworking, long-lasting aggregate spreader. The BBI Rockbody was designed with ease of maintenance, ease of use and precise spreading capability in mind. Customers find that a RockBody material application alone replaces the old truck-and-grater way of doing business.

Unique Features

- Truck mount only (no pull-type option)
- Cab-controlled hydraulic gate, conveyor, tarp and spinners
- Distribution of hard materials: rock, sand, salt
- Conveyor design reduces material damage to the conveyor system and extends its life
- Flow divider has Salford-designed rock escape to prevent rock jams
- Cab shield and wooden sideboards protect hopper and cab from damage during loading

BBI RockBody Specifications Rock / Gravel / Sand / Salt / Aggregate


Working Width	12 feet
Size	13 feet through 15 feet
Capacity (struck)	Standard: 19.75 cubic feet per linear foot
Hopper Material	Standard: Modified H Body with Heavy 7 Gauge Carbon Steel
Hopper Ladder	Standard: None Optional: Ladder for Carbon Steel Hopper Optional: Ladder for Stainless Steel Hopper
Fenders	Standard: Welded Fender for BBI Truck Mount Spreaders
Conveyor	Standard: Belt Over 30 inch Bar with TWO sets of Tandem Gear Cases (4 Conveyor Motors). In Cab Controls for Both Spinners and Conveyor are Standard. "GR" Hydraulics Included. Optional: 13 foot Unit Straight Belt Optional: 14 foot Unit Straight Belt Optional: 15 foot Unit Straight Belt
Spinners	Standard: Carbon Steel Spinners and Fins. 24 inch RockBody Spinner System, Heavy Duty High Torque Low Speed Spinner Motor. In Cab controls for both Spinners and Conveyor are Standard.
Power Source	Standard: Conveyor Driven by a Heavy-Duty Two Section Pump Driven by Truck PTO
Inverted "V"	Standard: Overslung inverted V in carbon steel
Tarp	Standard: Front to Rear Tarp Driven by Electric Motor with In-Cab Control
Cab Shield and Wooden Side Board	Standard: Protective Shield Extending over the Truck Cab and Wooden Boards on Hopper Sides Protect from Damage During Loading
Gate	Standard: Hydraulically Driven Gate

BBI ENDURANCE IS IT RIGHT FOR YOU?

Is BBI Endurance Right for You?

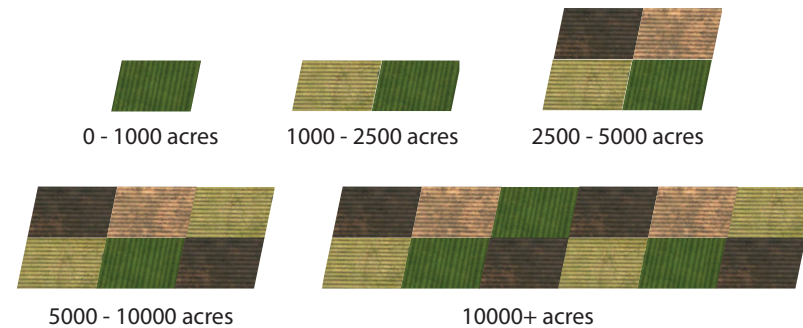
Meet the leader in precision application of litter, manure, and a host of other organic materials. The Endurance is optimized to get the job done when it comes to spreading a range from light to heavy materials on farms of all sizes. The Endurance is a tough, durable spreader that achieves targeted application with a uniform spread pattern. Powered by hydraulics and a spinner system that achieves a wide spread pattern that others can only achieve with much heavier material, the Endurance is optimized for precision agriculture and improving the economics of the modern farm.

Spreads Large Variety of Materials



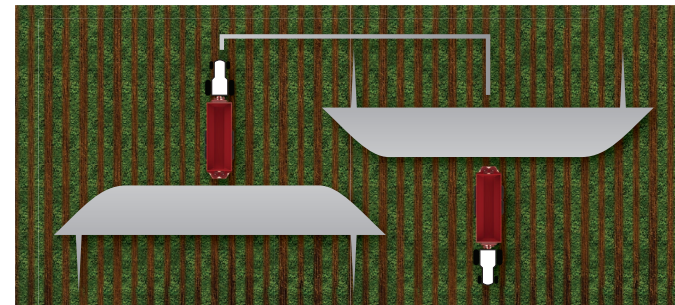
Choice Equipment for Multiple Farm Sizes

From 50 acres to 10,000 acres, BBI Endurance is customized to fit your unique needs.



Unbeatable Flat Spread Pattern

BBI Spreaders are known for their precision. That precision is achieved through targeted application of material across an unbeatable spread pattern that can create driving intervals up to 60-feet. True pattern, true swath, and true drive interval equals a high percent reduction in fuel expended and time spent in the field—that means improved economic performance of your operation. That is what the BBI Endurance is all about.



Superior Salford BBI Driving Interval

Fuel and time to apply is reduced by 50% Lower Maintenance Expense

BBI Endurance Cost-in-Use Calculator		
	BBI Endurance	Other
Fuel Consumption (gal/hour)	7.0	7.0
Cost of Fuel (\$/gal)	\$ 4	\$ 4
Fuel Cost (\$/hour)	\$ 28	\$ 28
Speed (mph)	7.0	7.0
Swath (feet) with Hydraulic Spinner	50	30
Effective Driving Interval	50	25
Acres per Hour	42.4	21.2
Acres to Cover	600	600
Hours (per application)	14.1	28.3
Fuel Cost (\$/application)	\$ 396	\$ 792
Applications (per year)	3	3
Fuel Cost (\$/year)	\$ 1,188	\$2,376
Spreader Life (years)	7	7
Fuel Cost - Life of Spreader	\$ 8,316	\$ 16,632
Fuel Savings	\$ (8,316)	-50%
Hours Saved	(297.0)	-50%

* Values used in this example are representative of average numbers and are not intended to be specific to all applications.

BBI ENDURANCE

Customized For Your Needs

Option-rich and available in sizes ranging from 10-24 feet in pull-type and truck-mount versions, Salford's BBI has the Endurance model to fit your farm for today's needs and future growth.

Suspension Options

Options **TORSION AXLE**

- **7,000 lb "Torsion-Flex" Tandem Axle**
(12.5 X 15 implement Tires with 6-Bolt Hub)
- **9 Ton Heavy Duty Tandem Axle Suspension**
(16.5 X 16.1 Tires and 8-Bolt Hub, 10,000 lb Axles)

WALKING BEAM

- **10 Ton Walking Beam** (16.5L X 16.1 Tires and 8-Bolt Hub)
Includes Series 6 CV Joint, Heavy Duty Jack
- **14 Ton Walking Beam** (21.5 14 Ply Tires and 10-Bolt Hub)
Includes Series 6 CV Joint, Heavy Duty Jack
- **20 Ton Walking Beam Endurance Suspension Upgrade**
(710/60-30.5 Tire and 10-Bolt Hub)
Includes Tubular Trailer Frame, Series 6 CV Joint PTO

Torsion Axle



Walking Beam




Body Size Options




Options:

• 14 - 16 feet

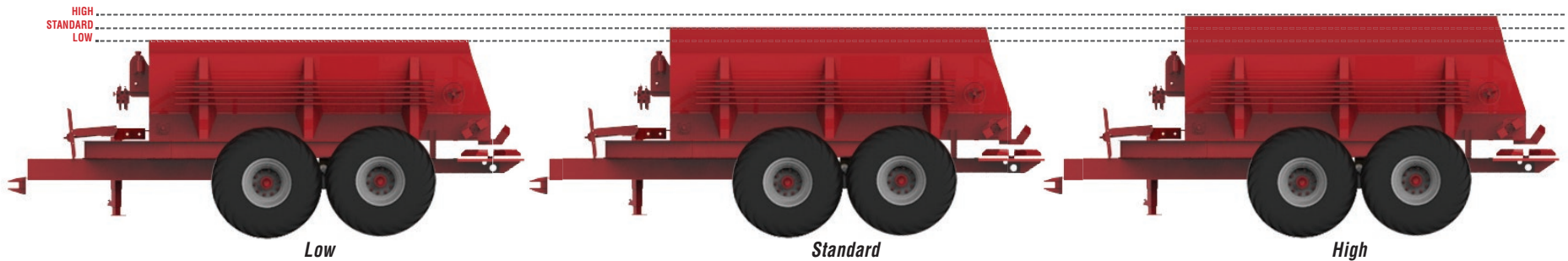


• 18 - 22 feet



• 24 feet

Hopper Construction Body Options



- Options:**
- **LOW PROFILE HOPPER** has a capacity of 16 cubic feet struck level per linear foot, is 88 inches wide and 45.5 inches high.
 - **STANDARD PROFILE HOPPER** has a capacity of 20 cubic feet struck level per linear foot, is 88 inches wide and 51.5 inches high.
 - **HIGH PROFILE HOPPER** has a capacity of 23.5 cubic feet struck level per linear foot, is 88 inches wide and 57.5 inches high.
 - **WIDE HOPPER** has a capacity of 21 cubic feet struck level per linear foot, is 96 inches wide and 52 inches high.

Load Height Options


Suspension Type	Tire Size	Low Profile (Inches)	Standard Profile (Inches)	High Profile (Inches)
7,000 lb "Torsion-Flex" Tandem Axle	12.5	73.5	79.5	85.5
7,000 lb "Torsion-Flex" Tandem Axle	14	76	82	88
9 Ton Heavy Duty Tandem Axle Suspension	16.5	81.5	87.5	93.5
9 Ton Heavy Duty Tandem Axle Suspension	500	81.5	87.5	93.5
9 Ton Heavy Duty Tandem Axle Suspension	21.5	83.5	89.5	95.5
10 Ton Walking Beam	16.5	83.5	89.5	95.5
10 Ton Walking Beam	500	83.5	89.5	95.5
10 Ton Walking Beam	21.5	85.5	91.5	97.5
14 Ton Walking Beam	21.5	85.5	91.5	97.5
14 Ton Walking Beam	550	88	94	100
14 Ton Walking Beam	700	88	94	100
20 Ton Walking Beam Endurance Suspension	800	102	107.5	114

BBI ENDURANCE

Lime Spreader Package

Now more than ever, the BBI Endurance gives you greater return on investment through more choice on the farm, with heavy duty lime packages available. Greater versatility for greater economic performance, season to season.

Standard Lime Spreader Package



1 "Close Bar" Conveyor Chain
(Bars Every Other Link)




2 Center-V



3 Single Tandem Gear Case

High Performance Lime Spreader Package



1 3rd Run 88k Conveyor Chain



2 Over-Slung Center-V



3 Poly Floor (UHMW)



4 Two Tandem Gear Cases



5 Walking Beam Suspension

BBI Endurance Specifications *Pull-Type & Truck Mount* More options available. See your dealer for complete equipment specifications.
Litter / Lime / Shavings / Compost / Other Organic Material

	14 foot, 16 foot, 18 foot Mechanical Drive	14 foot, 15 foot, 16 foot Hydraulic Drive	18 foot, 20 foot, 22 foot Hydraulic Drive	24 foot Hydraulic Drive*
		Truck Mount Available	Truck Mount Available	Truck Mount Available
Hopper Material	10 Gauge Carbon Steel with Electrostatic Paint (7 Gauge Carbon Steel Optional)			
Hopper Floor	Standard: Steel / Optional: Poly	Poly Floor		
Low Profile Body (16 cu ft, per foot struck)		224, 240, 256	288, 320, 352	384
Standard Capacity (20 cu ft, per foot struck)	280, 300, 320	280, 300, 320	360, 400, 440	480
Wide Body (21 cu ft, per foot struck)		294, 315, 336	378, 420, 462	504
High Capacity (23.5 cu ft, per foot struck)		329, 352.5, 376	423, 470, 517	564
Conveyor	• 34 inch wide "Close-Bar" Conveyor Chain with 2 runs of 88K Chain. (Bars Every OTHER Link)			
Spinner Construction	Carbon Steel Spinner. Overhead Spinner Drive Motors. (PTO or Plug to Tractor Spinner Drive is Available.)			
Spinner Size	24 inch, 4 blade	28 inch spinner, 6 blade		
Drive	• 50:1 Gear Case with 2 inch Output Shaft, • Choose: 540 RPM 6 Series CV or 1000 RPM 6 Series CV	• Standard: Tandem Gearcase Optional: Second Tandem Gearcase • Choose: 540 RPM 6 Series CV or 1000 RPM 6 Series CV*		
Hydraulic Drive Control	• BBI Binary Manifold (Combines the hydraulic controls for the conveyor and spinners into one control manifold. Allows for quick ISOBUS Connection)			
Tires & Suspension	<ul style="list-style-type: none"> Standard: 7,000 lb "Torsion-Flex" Tandem Axle (12.5 X 15 Implement Tires with 6-Bolt Hub) Optional: 10, 000 lb axles, 9 Ton Heavy Duty Tandem Axle Suspension (16.5 X 16.1 /tires and 8-Bolt Hub) Optional: 10 Ton Walking Beam (16.5L X 16.1 Tires and 8-Bolt Hub) Includes Series 6 CV Joint PTO, Heavy Duty Jack Optional: 14 Ton Walking Beam (21.5 14 Ply Tires and 10-Bolt Hub) Includes Series 6 CV Joint PTO shaft, Heavy Duty Jack 	<ul style="list-style-type: none"> Standard: 10, 000 lb axles, 9 Ton Heavy Duty Tandem Axle Suspension (16.5L x 16.1 Tires and 8-Bolt hub) Optional: 10 Ton Walking Beam (16.5L X 16.1 Tires and 8-Bolt Hub) Includes Heavy Duty Jack 	<ul style="list-style-type: none"> Standard: 10 Ton Walking Beam (16.5L X 16.1 Tires and 8-Bolt Hub) Includes Heavy Duty Jack Optional: 14 Ton Walking Beam (21.5 14 Ply Tires and 10-Bolt Hub) Includes Heavy Duty Jack Optional: 20 Ton Walking Beam Endurance Suspension Upgrade (800/65R32 Tire and 10-Bolt Hub), Includes Tubular Trailer Frame. CV Joint PTO shaft series. 	<ul style="list-style-type: none"> Standard: 21.5L x 16.1 Flotation Tire and 10 Bolt Hub on 14 Ton Walking Beam Suspension
Optional Tire Upgrades	<ul style="list-style-type: none"> 14L x 16.1 Flotation Tires in lieu of standard 12.5L x 15 6 bolt wheels and tires 21.5L x 16.1 Flotation Tires in lieu of standard 16.5 8 Bolt wheels and tires 500/45-22.5 Tires in lieu of standard 16.5L x 16.1 8 Bolt wheels and tires 550/60-22.5 Tires in lieu of standard 21.5 x 16.1 14 Ply 10 Bolt wheels and tires 700/40-22.5/16 1-3 Tires (Requires 14 ton walking beam) 			
Additional Options	Hydraulics Options: Hy-Torque Manifold, GR Value, High Duty Cycle Hydraulics (includes more efficient pumps and motors as well as an oil cooler)			
	Hopper Sight Window, Hopper Ladder, Hopper Extensions, Electric Brakes, Light Kit, Scales, Tarp			
	1/4 inch floor rails, 3rd run of 88K drive chain, Hopper Inverted "V" (prevents material bridging)			

SALFORD

INDEPENDENT SERIES

I-1100
I-1200
I-2100
I-2200
I-4100
I-4200

AERWAY

HAY &
PASTURE
TILLAGE
ORCHARD/
VINEYARD
TURF

TILLAGE

5200
ENFORCER
MOLDBOARD
PLOWS
CULTIVATORS
UNIVERSAL
HARROWS

BBI SPREADERS

MAGNASPREAD
PULL-TYPE
MAGNASPREAD
CHASSIS MOUNT
SNIPER
ENDURANCE
LIBERTY
LIBERTY HDR
GRASSHOPPER
GRASSHOPPER HDR
CRICKET
TROOPER

VALMAR APPLICATORS

56 SERIES
FERTI-Go
1255 PULL-TYPE
245/246 PULL-TYPE
6700 CHASSIS MOUNT
5500 PULL-TYPE
8600 PULL-TYPE
8700 PULL-TYPE
9620 PULL-TYPE

VALMAR APPLICATORS

456 FORAGE PRESERVATIVE APPLICATOR
ST-4, ST-6, ST-10,
ST-12 *PATHFINDER*
CART

USA - Osceola, Iowa • Cornelia, Georgia
Canada - Salford, Ontario • Elie, Manitoba

Phone: 519-485-1293
Toll Free: 1-866-442-1293
Email: sales@salfordgroup.com

www.salfordgroup.com

