






## Kingfisher - Engine & Pre-Rig Options

<input type="checkbox"/> *Aux station controls - twin Mercury Next Gen DTS engines	\$5,250.00
<input type="checkbox"/> *Kicker Pre-rig (40hp)	\$2,943.00
<input type="checkbox"/> *Prerig & controls - twin Mercury Next Gen DTS Engines	\$8,575.00
<input type="checkbox"/> Aux station steering - Optimus EPS	\$2,098.00
<input type="checkbox"/> Aux station steering - hydraulic	\$1,625.00
<input checked="" type="checkbox"/> Mercury Twin 250XL/CXL DTS	<b>\$0.00</b>
<input type="checkbox"/> Mercury Twin 250XL/CXL Verado Upgrade	\$2,766.00
<input type="checkbox"/> Mercury Twin 300XL/CXL DTS Upgrade	\$3,390.00
<input type="checkbox"/> Mercury Twin 300XL/CXL Verado Upgrade	\$6,122.00
<input type="checkbox"/> Mercury Twin 350XL/CXL Verado Upgrade	\$27,659.00
<input type="checkbox"/> Mercury Twin 400XL/CXL Verado Upgrade	\$39,273.00
<input type="checkbox"/> Steering - twin Optimus EPS (Verado)	\$11,999.00
<input type="checkbox"/> Steering - twin Optimus EPS All Electric (non Verado)	\$11,999.00

## Kingfisher - Hull Options

<input type="checkbox"/> *2000 Watt inverter/charger with monitor panel	\$6,108.00
<input type="checkbox"/> *Accessory 6ga wiring harness w/12 way fuse panel & ground block	\$660.00
<input type="checkbox"/> *Additional 12 volt power point & dual USB outlet	\$225.00
<input type="checkbox"/> *Fuel pre-rig for kicker	\$329.00
<input type="checkbox"/> 5kW Diesel Auxiliary Generator	\$23,785.00
<input type="checkbox"/> Aft cockpit bolster gunnel pads (charcoal)	\$591.00
<input type="checkbox"/> Aft cockpit bolster gunnel pads (tan)	\$591.00
<input type="checkbox"/> Aluminum cargo rack basket (large)	\$1,609.00
<input type="checkbox"/> Aluminum cargo rack basket (regular)	\$1,494.00
<input type="checkbox"/> Auxiliary helm station (no steering)	\$865.00
<input type="checkbox"/> Auxiliary station overhead screen mounting pod	\$790.00
<input type="checkbox"/> BRNKL Boat Security and Monitoring System	\$2,901.00
<input type="checkbox"/> Bow rail mounted remote search light w/dash control	\$1,252.00
<input type="checkbox"/> Bow thruster aux. helm joystick control	\$848.00
<input type="checkbox"/> Canvas cover for auxiliary steering station	\$386.00
<input type="checkbox"/> Cockpit Side Access Door - Port	\$3,312.00
<input type="checkbox"/> Cockpit Side Access Door - Starboard	\$3,625.00
<input type="checkbox"/> Delete shipping protection cover	-\$250.00
<input type="checkbox"/> Dual fully welded rub rail upgrade	\$1,484.00
<input type="checkbox"/> Front windshield washer sprayers	\$906.00
<input type="checkbox"/> High pressure fresh water wash down system	\$793.00
<input type="checkbox"/> High pressure raw water wash down system	\$793.00
<input type="checkbox"/> Hot/Cold transom shower	\$1,148.00
<input type="checkbox"/> Integral aluminum cockpit roof extension	\$1,494.00
<input type="checkbox"/> Livewell upgrade with divider for transom fish locker	\$629.00
<input type="checkbox"/> Remote bow thruster kit with helm joystick	\$8,069.00
<input type="checkbox"/> Roof mounted Davit	\$21,023.00
<input type="checkbox"/> Stainless 1-1/4" cockpit transom rail	\$790.00
<input type="checkbox"/> Stainless roof cargo rails w/welded tie downs & folding steps	\$1,725.00
<input type="checkbox"/> Stainless steel exterior cabin roof rails	\$1,609.00
<input type="checkbox"/> Stainless steel interior cabin roof grab rails	\$571.00
<input type="checkbox"/> Stainless steel re-boarding ladder	\$283.00
<input type="checkbox"/> Stainless steel reboarding ladder (wide engine bracket)	\$283.00
<input type="checkbox"/> Tinted cabin side windows upgrade	\$225.00
<input type="checkbox"/> Trim Tabs - Dometic Adaptive	\$1,636.00
<input type="checkbox"/> Triple engine offshore bracket upgrade	\$2,265.00
<input type="checkbox"/> Upgrade aux helm wheel to 13.5" stainless w/ knob	\$125.00
<input type="checkbox"/> Upgrade helm wheel to 13.5" stainless w/ knob	\$125.00
<input type="checkbox"/> Welded aluminum bolt on kicker bracket	\$655.00
<input type="checkbox"/> Welded aluminum bow pulpit w/drum anchor winch & cuddy storage	\$9,265.00
<input type="checkbox"/> Welded aluminum bow pulpit with anchor windlass kit	\$5,438.00
<input type="checkbox"/> Whale gusher manual bilge pump	\$802.00

 <b>Kingfisher - Interior Options</b>	
<input type="checkbox"/> *Diesel Airtronic heater/defroster with CO detector	\$6,109.00
<input type="checkbox"/> *Dual burner diesel stove w/blower lid	\$5,283.00
<input type="checkbox"/> Cold air dash blower/defog kit	\$1,140.00
<input type="checkbox"/> Diesel hydronic heater/defroster kit with hot water & shower	\$12,880.00
<input type="checkbox"/> Drawer style fridge upgrade	\$725.00
<input type="checkbox"/> Dual port side suspension seats upgrade	\$2,518.00
<input type="checkbox"/> Electric flush toilet upgrade	\$1,494.00
<input type="checkbox"/> Folding table upgrade with undermount drink caddy & sst rail	\$1,806.00
<input type="checkbox"/> Interior port side cabin roof rod holders & net holder (Destination)	\$1,273.00
<input type="checkbox"/> Microwave with overhead cabinet over starboard galley	\$2,262.00
<input type="checkbox"/> Oceanmaster helm seat & dual portside seats w/ Shockwave suspension upgrade	\$5,887.00
<input type="checkbox"/> Oceanmaster helm seats w/ Shockwave suspension upgrade	\$2,429.00
<input type="checkbox"/> Privacy curtains full cabin package	\$632.00
<input type="checkbox"/> V-berth wood nightstand with drawer storage	\$2,345.00
 <b>Kingfisher - Option Packages</b>	
<input type="checkbox"/> Comfort Package	\$3,585.00
<input type="checkbox"/> Dockside Package	\$3,530.00
<input type="checkbox"/> Trophy Angler Package	\$3,376.00
<input type="checkbox"/> Ultradeck Package (charcoal)	\$5,266.00
<input type="checkbox"/> Ultradeck Package (tan)	\$5,266.00
 <b>Kingfisher - Paint Options</b>	
<input type="checkbox"/> Antifouling hull bottom paint (black)	\$9,312.00
<input type="checkbox"/> Antifouling hull bottom paint (white)	\$9,312.00
<input type="checkbox"/> Armorcoat upgrade	\$3,719.00
<input type="checkbox"/> Midnight runner upgrade	\$9,865.00
<input type="checkbox"/> Nightshade upgrade	\$4,757.00
<input type="checkbox"/> Painted waterline accent stripe	\$892.00
<input type="checkbox"/> Polished cabin drip rails & rub rails upgrade	\$1,419.00
<input type="checkbox"/> Signature Two-Tone side paint upgrade	\$2,351.00
 <b>Kingfisher - Trailer Options</b>	
<input type="checkbox"/> Carpeted side guides 12ft (tandem/tri axle)	\$1,256.00
<input type="checkbox"/> EZ Loader 16,500 lb galvanized tri-axle (electric/hydraulic disc)	\$34,426.00
<input type="checkbox"/> EZ Loader 17,500 lb aluminum tri-axle bunk trailer w/spare (electric/hydraulic disc)	\$35,835.00
<input type="checkbox"/> EZ Loader 17,500 lb aluminum tri-axle roller/bunk trailer w/ spare (electric/hydraulic disc)	\$37,325.00
<input type="checkbox"/> Slick bunks set of 36	\$960.00
<input type="checkbox"/> Spare tire and mounting bracket (steel)	\$1,268.00
<input type="checkbox"/> V-Block w/ 6" Ratchet Strap	\$579.00
 <b>Marine - Kicker Options</b>	
<input type="checkbox"/> Mercury 15 EXLPT EFI (Outboard)(Includes Install/PDI)	\$5,630.67
<input type="checkbox"/> Mercury 40 EXLPT ELPTCT(Includes Install/PDI)	\$9,726.67
<input type="checkbox"/> Mercury 5MLHA Sail Power (Jet)(Includes Install/PDI)	\$2,041.33
<input type="checkbox"/> Mercury 5MXLH (Outboard)(Includes Install/PDI)	\$2,072.00
<input type="checkbox"/> Mercury 9.9ELPT EFI (Jet)(Includes Install/PDI)	\$5,209.33
<input type="checkbox"/> Mercury 9.9EXLPT EFI (Outboard)(Includes Install/PDI)	\$5,342.67



Specifications

Length Overall (Including Motor Bracket)	10.69 m / 35' 1"	Aluminum Thickness	
Beam	3.05 m / 10' 0"	Side	4.1 mm / 0.160"
Height of Sides	117 cm / 3' 10"	Bottom	6.4 mm / 0.250"
Bottom Width	2.3 m / 7' 7"		
Approx. Dry Weight	4314 kg / 9510 lbs	Cockpit Length	3.32 m / 10' 11"
Deadrise	Variable 18 degrees	Cabin Length	3.43 m / 11' 3"
Fuel Capacity	1135 L / 300 USG	V-berth length	1.88 m / 6' 2"
Maximum HP	900 hp	Aft Berth Length	2.44m / 8' 0"
Transom height	76 cm / 30"	Cabin Headroom	2.08m / 6' 10"
Transom weight limit	1990 lbs	Transom fish locker volume	197 L / 52 USG
		Cockpit floor fish lockers volume	467 L / 123 USG



**Standard Features**      Unparalleled overall performance, style and safety. Limited transferable lifetime hull warranty

Hull Features

- Pre-Flex® hull technology
- Shearwater bow design with internally reinforced structural impact grid
- Engineered full length reverse chines
- Performance lifting strakes
- Formed compound angle box stringers / full length
- Fully welded bow stem & heavy duty keel guard for 7/16" total keel thickness
- Fully welded external aluminum rub rails / hull stiffeners
- Closed cell polyurethane foam below cabin deck
- Anchor rope locker; self draining with interior access hatch
- Water tight cabin bulkhead w/ heavy duty weather tight sliding cabin door
- Forward sloping windshield with 3 aluminum framed safety glass windows
- Aluminum framed side slider windows w/screens & aft bulkhead windows
- 3 Heavy duty pantographic windshield wipers
- Raised self-bailing cockpit deck with commercial freeing ports
- 2 fish lockers in cockpit floor with discharge pumps
- Transom fish locker with cutting board and fish rail
- Aft cockpit side storage trays and aluminum cockpit toe rail
- Auxiliary station with switch plate & cupholder
- Full width integrated offshore motor bracket with walk-thru transom door
- Welded bow eye with stainless sleeve and 2 welded aluminum stern eyes
- 7 x 9" heavy duty welded bow and stern cleats
- Hydraulic steering with center mount cylinders
- Stainless steel 1-1/4" diameter bow rail
- Foul weather bow coamings with hawse rings
- Bolt on sacrificial hull anodes
- Shipping protection cover

Paint

- Speckle painted gunnels, cabin walls & interior
- Exterior full side paint color choice with KingFisher standard decal
- Color matched painted visor and roof cap

Galley Features

- Hand crafted high gloss solid inlayed wood cabinets with drawers & cupboards
- Stainless steel sink & 40 gallon fresh water tank
- Stainless 4.6 cubic foot DC fridge with freezer shelf

Main Cabin Features

- Tan Destination king leather upholstery coverings with port and starboard full suspension helm seats with slider
- Solid wood finished helm and dinette seat boxes with storage
- Dinette seating for 6 converts to queen sleeping berth
- Stand up enclosed head with 25 gallon holding tank, sink with storage cabinet, electric flush toilet, macerator and deck fill pump outs
- Full lined interior walls and headliner
- Side cabin window valances with curtains
- Easy care premium marine vinyl flooring
- XL dash panel for flush mounted electronics
- Under floor utility locker
- Solid wood finished radio shelf panel, headstall door & dash trim
- Mahogany accent stainless spoke steering wheel

Aft Cabin Features

- Single berth in aft cabin
- Opening porthole/ window with screen
- Full hull liner with solid wood accent trim

Cuddy Cabin Features

- Finished cuddy with hull liner and solid wood accent trim
- Premium fabric v-berth cushion
- Carpeted storage compartment and overhead shelves
- Cuddy hatch with screen and 2 portholes with screens

Electric Features

- 12V power point & dual USB outlet
- Marine wire harness with water tight connections
- 3 Electric 1100 gph auto bilge pumps & high water bilge alarm
- Navigation lights package
- Interior LED cabin & v-berth lighting
- Twin engine battery management system with remote panel
- Trim tabs with dash indicators
- Dual compact electric horn
- Carbon monoxide detector

Available Option Packages

Trophy Angler Package

- 10 cabin roof rod holders & starboard side net holder
- Stainless steel exterior cabin roof rails
- High pressure raw water wash down system
- Aft cockpit LED decklight

Dockside Package

- Shore power kit with breaker panel, galvanic isolator & 30 amp cord
- 2 cabin 110V outlets
- Auto battery charger
- AC/DC fridge upgrade

Comfort Package

- Memory foam v-berth mattress upgrade
- Premium carpet runner for cabin floor
- Upgraded LED shroud lighting & additional LED cabin accent lighting
- Stainless interior grab rails kit

Ultradeck Package

- Synthetic marine flooring upgrade to aft cockpit

Available Paint Upgrades

Armorcoat cabin and top deck upgrade

- Armorcoat painted cabin, bow/aft gunnels & interior with high gloss clear coat

Signature Two-Tone side paint upgrade

- 2/3 Exterior top side feature color paint with 1/3 bottom side accent color

Painted waterline stripe accent color

- 4 inch wide painted water line stripe
- Note: Not available with Signature Two-Tone upgrade**

Antifouling hull bottom paint

- Antifouling bottom coat designed specific for aluminum hull available in black or white

Nightshade upgrade

- Black painted window outline, Black window frames

Midnight Runner Package

- Nightshade upgrade, Black Cabin Door, Tuxedo Black Hull Side and Roof Top, Sterling Grey Armourcoat & Decals

