






Kingfisher - Engine & Pre-Rig Options

<input type="checkbox"/> *Aux station controls - twin Mercury Next Gen DTS engines	\$5,250.00
<input type="checkbox"/> *Kicker Pre-rig	\$1,551.00
<input type="checkbox"/> *Prerig & controls - twin Mercury Next Gen DTS Engines	\$8,575.00
<input type="checkbox"/> Aux station steering - Optimus EPS	\$2,098.00
<input type="checkbox"/> Aux station steering - hydraulic	\$1,625.00
<input checked="" type="checkbox"/> Mercury Twin 175XL/CXL DTS	\$0.00
<input type="checkbox"/> Mercury Twin 200XL/CXL DTS Upgrade	\$5,554.00
<input type="checkbox"/> Steering - twin Optimus EPS All Electric (non Verado)	\$12,999.00
<input type="checkbox"/> Steering - twin hydraulic	\$648.00

Kingfisher - Hull Options

<input type="checkbox"/> *Accessory 6ga wiring harness w/12 way fuse panel & ground block	\$660.00
<input type="checkbox"/> *Additional 12 volt power point & dual USB outlet	\$225.00
<input type="checkbox"/> *Fuel pre-rig for kicker	\$329.00
<input type="checkbox"/> Aft cockpit bolster gunnel pads (charcoal)	\$591.00
<input type="checkbox"/> Aft cockpit bolster gunnel pads (tan)	\$591.00
<input type="checkbox"/> Aft cockpit raised gunnel coamings	\$1,385.00
<input type="checkbox"/> Aluminum cargo rack basket (large)	\$1,609.00
<input type="checkbox"/> Aluminum cargo rack basket (regular)	\$1,494.00
<input type="checkbox"/> Auxiliary helm station (no steering)	\$865.00
<input type="checkbox"/> Auxiliary station overhead screen mounting pod	\$790.00
<input type="checkbox"/> BRNKL Boat Security and Monitoring System	\$2,901.00
<input type="checkbox"/> Bow rail mounted remote search light w/dash control	\$1,252.00
<input type="checkbox"/> Bow thruster aux. helm joystick control	\$848.00
<input type="checkbox"/> Cabin top sun roofs over helm seats	\$1,321.00
<input type="checkbox"/> Canvas cover for auxiliary steering station	\$386.00
<input type="checkbox"/> Delete shipping protection cover	-\$250.00
<input type="checkbox"/> Dual fully welded rub rail upgrade	\$1,372.00
<input type="checkbox"/> Front windshield washer sprayers	\$906.00
<input type="checkbox"/> High pressure fresh water wash down system	\$793.00
<input type="checkbox"/> High pressure raw water wash down system	\$793.00
<input type="checkbox"/> Insulated floor fish boxes & lids upgrade	\$838.00
<input type="checkbox"/> Livewell upgrade with divider for transom fish locker	\$629.00
<input type="checkbox"/> Port side cockpit side access door	\$3,196.00
<input type="checkbox"/> Remote bow thruster kit with helm joystick	\$8,069.00
<input type="checkbox"/> Roof top mounted remote search light	\$1,113.00
<input type="checkbox"/> Stainless 1-1/4" cockpit transom rail	\$790.00
<input type="checkbox"/> Stainless roof cargo rails w/welded tie downs & folding steps	\$1,494.00
<input type="checkbox"/> Stainless steel 3' Cockpit bimini w/black canvas	\$2,128.00
<input type="checkbox"/> Stainless steel exterior cabin roof rails	\$802.00
<input type="checkbox"/> Stainless steel interior cabin roof grab rails	\$571.00
<input type="checkbox"/> Stainless steel re-boarding ladder	\$283.00
<input type="checkbox"/> Tinted cabin side windows upgrade	\$225.00
<input type="checkbox"/> Trim Tabs - Dometic Adaptive	\$1,636.00
<input type="checkbox"/> Twin engine management upgrade	\$799.00
<input type="checkbox"/> Upgrade aux helm wheel to 13.5" stainless w/ knob	\$125.00
<input type="checkbox"/> Upgrade helm wheel to 13.5" stainless w/ knob	\$125.00
<input type="checkbox"/> Welded aluminum bolt on kicker bracket	\$655.00
<input type="checkbox"/> Welded aluminum bow pulpit with anchor windlass kit	\$5,034.00
<input type="checkbox"/> Welded aluminum bow pulpit with drum anchor winch kit	\$8,730.00
<input type="checkbox"/> Whale gusher manual bilge pump	\$802.00

 Kingfisher - Interior Options	
<input type="checkbox"/> *Diesel Airtronic heater/defroster with CO detector	\$6,109.00
<input type="checkbox"/> *Dual burner diesel stove w/blower lid	\$5,283.00
<input type="checkbox"/> Cold air dash blower/defog kit	\$1,140.00
<input type="checkbox"/> Cold weather interior cabin roof & wall liner (Weekender)	\$1,440.00
<input type="checkbox"/> Diesel hydronic heater/defroster kit with hot water & shower	\$12,435.00
<input type="checkbox"/> Electric flush toilet upgrade	\$1,494.00
<input type="checkbox"/> Folding table upgrade with undermount drink caddy & sst rail	\$1,806.00
<input type="checkbox"/> Interior port side cabin roof rod holders & net holder (Destination)	\$1,273.00
<input type="checkbox"/> Interior port side cabin roof rod holders & net holder (Weekender)	\$576.00
<input type="checkbox"/> Oceanmaster helm seat w/ Shockwave suspension upgrade	\$1,329.00
<input type="checkbox"/> Privacy curtains full cabin package (Destination)	\$632.00
<input type="checkbox"/> Privacy curtains full cabin package (Weekender)	\$2,125.00
 Kingfisher - Option Packages	
<input type="checkbox"/> Comfort Package (Destination)	\$3,485.00
<input type="checkbox"/> Comfort Package (Weekender)	\$3,435.00
<input type="checkbox"/> Dockside Package	\$3,530.00
<input type="checkbox"/> Trophy Angler Package	\$2,474.00
<input type="checkbox"/> Ultradeck Package (charcoal)	\$4,012.00
<input type="checkbox"/> Ultradeck Package (tan)	\$4,012.00
 Kingfisher - Paint Options	
<input type="checkbox"/> Antifouling hull bottom paint (black)	\$4,729.00
<input type="checkbox"/> Antifouling hull bottom paint (white)	\$4,729.00
<input type="checkbox"/> Armorcoat upgrade	\$3,001.00
<input type="checkbox"/> Color matched painted visor & roof cap	\$926.00
<input type="checkbox"/> Deluxe Two-Tone side paint upgrade	\$2,294.00
<input type="checkbox"/> Midnight runner upgrade	\$8,513.00
<input type="checkbox"/> Nightshade upgrade	\$4,512.00
<input type="checkbox"/> Painted waterline accent stripe	\$769.00
<input type="checkbox"/> Polished cabin drip rails & rub rails upgrade	\$1,105.00
 Kingfisher - Trailer Options	
<input type="checkbox"/> Carpeted side guides 12ft (tandem/tri axle)	\$1,256.00
<input type="checkbox"/> EZ Loader 12,000 lb aluminum tri-axle bunk trailer (electric/hydraulic disc)	\$21,275.00
<input type="checkbox"/> EZ Loader 9000 lb galvanized tri-axle (electric drum)	\$19,213.00
<input type="checkbox"/> EZ Loader 9000 lb galvanized tri-axle (electric/hydraulic disc)	\$20,262.00
<input type="checkbox"/> Slick bunks set of 16 (galvanized)	\$427.00
<input type="checkbox"/> Slick bunks set of 24 (aluminum)	\$640.00
<input type="checkbox"/> Spare tire and mounting bracket (12,000 lb alum)	\$934.00
<input type="checkbox"/> Spare tire and mounting bracket (9000 lb)	\$670.00
<input type="checkbox"/> V-Block w/ 6' Ratchet Strap	\$579.00
 Marine - Kicker Options	
<input type="checkbox"/> Mercury 15 EXLPT EFI (Outboard)(Includes Install/PDI)	\$5,630.67
<input type="checkbox"/> Mercury 5MLHA Sail Power (Jet)(Includes Install/PDI)	\$2,041.33
<input type="checkbox"/> Mercury 5MXLH (Outboard)(Includes Install/PDI)	\$2,072.00
<input type="checkbox"/> Mercury 9.9ELPT EFI (Jet)(Includes Install/PDI)	\$5,209.33
<input type="checkbox"/> Mercury 9.9EXLPT EFI (Outboard)(Includes Install/PDI)	\$5,342.67



Specifications

Length Overall (Including Motor Bracket)	8.66 m / 28' 5"	Aluminum Thickness	
Beam	2.9 m / 9' 6"	Side	4.1 mm / 0.160"
Height of Sides	107 cm / 3' 6"	Bottom	6.4 mm / 0.250"
Bottom Width	2.29 m / 7' 6"		
Approx. Dry Weight	2288 kg / 5044 lbs	Cockpit Length	2.21 m x 2.39 m / 7' 3"L x 7' 10"W
Deadrise	Variable 18 degrees	Cabin Length	2.83 m / 9' 4"
Fuel Capacity	606 L / 160 USG	V-berth length	1.82 m / 6' 0"
Maximum HP	450 hp	Cabin Headroom	1.97 m / 6' 6"
Transom height	64 cm / 25"		
Transom weight limit	553 kg / 1220 lbs	Transom fish locker volume	114 L / 30 USG
		Cockpit floor fish lockers volume	416 L / 110 USG total



Standard Features

Unparalleled overall performance, style and safety. Limited transferable lifetime hull warranty

Hull Features

- Pre-Flex® hull technology
- Full length performance delta keel
- Engineered full length reverse chines
- Performance lifting strakes
- Formed compound angle box stringers / full length
- Fully welded bow stem & heavy duty keel guard for 7/16" total keel thickness
- Single piece hull sides with wide formed gunnels
- Fully welded external rub rails / hull stiffeners
- Closed cell polyurethane foam below cabin deck
- Anchor rope locker; self draining with interior access hatch
- Water tight cabin bulkhead w/ heavy duty weather tight cabin door
- Forward sloping windshield with 3 aluminum framed safety glass windows
- Aluminum framed side slider windows w/screens & aft bulkhead windows
- 3 Heavy duty pantographic windshield wipers
- Raised self-bailing cockpit deck
- Fish lockers in cockpit floor with commercial diaphragm pump outs
- Raised transom fish locker with cutting board and fish rail
- Hinged doors for easy access to bilge compartment
- Aft cockpit side storage trays and aluminum cockpit toe rail
- Transom access door
- Full width integrated offshore motor bracket
- Welded bow eye with stainless sleeve and 2 welded aluminum stern eyes
- 7 x 9" heavy duty welded bow and stern cleats
- Hydraulic steering with center mount cylinder
- Stainless steel 1-1/4" offshore bow rail
- Foul weather bow coamings with hawse rings
- Bolt on sacrificial hull anodes
- Stainless below water line thru-hull fittings w/ welded reinforcements
- Shipping protection cover

Paint

- Speckle painted gunnels, cabin walls & interior
- Exterior full side paint color choice with KingFisher standard decal

Cabin Features

- Suspension helm seat with slider
- Carpeted hull sides from gunnel to floor
- Finished cuddy with carpeting and hull liner
- Carpeted storage compartment in v-berth
- 18" Hatch with screen and 2 portholes with screens
- XL dash panel for flush mounted electronics
- Carpeted dash board with raised sill
- Aluminum overhead radio shelf
- Easy care premium marine vinyl flooring
- 6 Drink holders

Electronic Features

- Premium dash switch & gauge panels
- 12V power point & dual USB outlet
- Marine color coded wire harness with water tight connections
- 3 Electric 1100 gph auto bilge pumps & high water bilge alarm
- Navigation lights package
- Interior LED cabin & v-berth lighting
- Single engine battery management system with remote panel
- Electric 12" X 12" trim tabs with position indicators
- Dual compact electric horn
- Carbon monoxide detector
- Stainless 3.0 cu.ft DC fridge

Destination Features

- Hand crafted solid wood inlayed cabinets with easy access drawer storage & high durability laminate countertops
- Port side dinette seating converts to sleeping berth
- Starboard side galley includes stainless sink, faucet, 40 gallon freshwater holding tank & fridge
- V-berth & table berth conversion cushions
- Stand up enclosed head with 25 gallon holding tank, manual flush toilet, macerator and deck fill pump outs
- Full lined interior walls and headliner
- Side cabin window valances with curtains
- Solid wood finished radio shelf panel, headstall door & dash trim
- Destination tan king leather upholstery coverings

Available Option Packages

Trophy Angler Package

- 8 cabin roof rod holders & starboard side net holder
- Stainless steel exterior cabin roof rails
- High pressure raw water wash down system
- Aft cockpit LED decklight

Dockside Package

- Shore power kit with breaker panel, galvanic isolator & 30 amp cord
- 2 cabin 110V outlets
- Auto battery charger
- AC/DC fridge upgrade

Comfort Package

- Memory foam v-berth mattress upgrade
- Premium carpet runner for cabin floor
- Upgraded LED shroud lighting & additional LED cabin accent lighting
- Stainless interior grab rails kit

Ultradeck Package

- Synthetic marine flooring upgrade to aft cockpit

Available Paint & Trim Packages

Armorcoat cabin and top deck upgrade

- Armorcoat painted cabin, bow/aft gunnels & interior with high gloss clear coat

Deluxe Two-Tone side paint upgrade

- 2 Tone exterior side paint with top side feature color and bottom side accent color

Painted waterline stripe accent color

- 4 inch wide painted water line stripe
- Note: Not available with Deluxe Two-Tone upgrade**

Antifouling hull bottom paint

- Antifouling bottom coat designed specific for aluminum hull available in black or white

Nightshade upgrade

- Black painted window outline, Black window frames

Midnight Runner Package

- Nightshade upgrade, Black Cabin Door, Tuxedo Black Hull Side and Roof Top, Sterling Grey Armourcoat & Decals

