






2023 Standard Features
& Options List
3025 GFX



Available Options (Pricing Subject to Change)

<input type="checkbox"/> Kingfisher - Engine & Pre-Rig Options	
<input type="checkbox"/> *Aux station controls - twin Mercury Next Gen DTS engines	\$5,995.00
<input type="checkbox"/> *Kicker Pre-rig	\$1,922.00
<input type="checkbox"/> *Prerig & controls - twin Mercury Next Gen DTS Engines	\$10,109.00
<input type="checkbox"/> Aux station steering - Optimus EPS	\$2,355.00
<input type="checkbox"/> Aux station steering - hydraulic	\$1,895.00
<input checked="" type="checkbox"/> Mercury Twin 250XL/CXL DTS	\$0.00
<input type="checkbox"/> Mercury Twin 250XL/CXL Verado Upgrade	\$4,021.00
<input type="checkbox"/> Mercury Twin 300XL/CXL DTS Upgrade	\$3,684.00
<input type="checkbox"/> Mercury Twin 300XL/CXL Verado Upgrade	\$7,669.00
<input type="checkbox"/> Steering - twin Optimus EPS (Verado)	\$14,465.00
<input type="checkbox"/> Steering - twin Optimus EPS All Electric (non Verado)	\$14,465.00
<input type="checkbox"/> Steering - twin hydraulic	\$1,288.00
<input type="checkbox"/> Kingfisher - Hull Options	
<input type="checkbox"/> *2000 Watt inverter/charger with monitor panel	\$6,659.00
<input type="checkbox"/> *Accessory 6ga wiring harness w/12 way fuse panel & ground block	\$640.00
<input type="checkbox"/> *Additional 12 volt power point & dual USB outlet	\$268.00
<input type="checkbox"/> *BRNKL Boat Security and Monitoring System	\$3,250.00
<input type="checkbox"/> *Fuel pre-rig for kicker	\$389.00
<input type="checkbox"/> Aft cockpit bolster gunnel pads (charcoal)	\$624.00
<input type="checkbox"/> Aft cockpit bolster gunnel pads (tan)	\$624.00
<input type="checkbox"/> Aluminum cargo rack basket (large)	\$1,830.00
<input type="checkbox"/> Aluminum cargo rack basket (regular)	\$1,702.00
<input type="checkbox"/> Auxiliary helm station (no steering)	\$1,125.00
<input type="checkbox"/> Auxiliary station overhead screen mounting pod	\$985.00
<input type="checkbox"/> Bow rail mounted remote search light w/dash control	\$1,519.00
<input type="checkbox"/> Bow thruster aux. helm joystick control	\$937.00
<input type="checkbox"/> Canvas cover for auxiliary steering station	\$427.00
<input type="checkbox"/> Cockpit Side Access Door - Port	\$3,937.00
<input type="checkbox"/> Cockpit Side Access Door - Starboard	\$4,129.00
<input type="checkbox"/> Delete shipping protection cover	\$0.00
<input type="checkbox"/> Dual fully welded rub rail upgrade	\$1,547.00
<input type="checkbox"/> Front windshield washer sprayers	\$1,195.00
<input type="checkbox"/> High pressure fresh water wash down system	\$823.00
<input type="checkbox"/> High pressure raw water wash down system	\$823.00
<input type="checkbox"/> Hot/Cold transom shower	\$1,394.00
<input type="checkbox"/> Insulated floor fish box & lid upgrade	\$955.00
<input type="checkbox"/> Livewell upgrade with divider for transom fish locker	\$709.00
<input type="checkbox"/> Microwave with overhead cabinet over starboard galley	\$2,599.00
<input type="checkbox"/> Remote bow thruster kit with helm joystick	\$9,136.00
<input type="checkbox"/> Stainless 1-1/4" cockpit transom rail	\$995.00
<input type="checkbox"/> Stainless steel exterior cabin roof rails	\$1,812.00
<input type="checkbox"/> Stainless steel interior cabin roof grab rails	\$706.00
<input type="checkbox"/> Stainless steel re-boarding ladder	\$323.00
<input type="checkbox"/> Stainless steel roof top cargo rails w/welded tie down eyes	\$1,954.00
<input type="checkbox"/> Tinted cabin side windows upgrade	\$355.00
<input type="checkbox"/> Trim Tabs - Dometic Adaptive	\$1,905.00
<input type="checkbox"/> Twin engine management upgrade	\$860.00
<input type="checkbox"/> Upgrade aux helm wheel to 13.5" stainless w/ knob	\$145.00
<input type="checkbox"/> Upgrade helm wheel to 13.5" stainless w/ knob	\$145.00
<input type="checkbox"/> Welded aluminum bolt on kicker bracket	\$822.00
<input type="checkbox"/> Welded aluminum bow pulpit w/drum anchor winch & cuddy storage	\$10,563.00
<input type="checkbox"/> Welded aluminum bow pulpit with windlass kit & anchor locker	\$6,786.00
<input type="checkbox"/> Whale gusher manual bilge pump	\$866.00

 Kingfisher - Interior Options	
<input type="checkbox"/> *Diesel Airtronic heater/defroster	\$6,995.00
<input type="checkbox"/> *Dual burner diesel stove w/blower lid	\$4,955.00
<input type="checkbox"/> Cold air dash blower/defog kit	\$1,305.00
<input type="checkbox"/> Diesel hydronic heater/defroster kit with hot water & shower	\$14,870.00
<input type="checkbox"/> Electric flush toilet upgrade	\$1,654.00
<input type="checkbox"/> Folding table upgrade with undermount drink caddy & sst rail	\$2,074.00
<input type="checkbox"/> Interior port side cabin roof rod holders & net holder	\$1,336.00
<input type="checkbox"/> Oceanmaster helm & port side seats w/ Shockwave suspension upgrade	\$5,996.00
<input type="checkbox"/> Oceanmaster helm seat w/ Shockwave suspension upgrade	\$1,425.00
<input type="checkbox"/> Privacy curtains full cabin package	\$735.00
<input type="checkbox"/> Single port side suspension seats upgrade	\$3,815.00
 Kingfisher - Kicker Options	
<input type="checkbox"/> *Mercury 25EXLPT EFI Pro Kicker (Fuel/Pre-Rig Required)	\$6,762.00
 Kingfisher - Option Packages	
<input type="checkbox"/> Comfort Package	\$4,244.00
<input type="checkbox"/> Dockside Package	\$3,833.00
<input type="checkbox"/> KingDeck Package (charcoal)	\$4,577.00
<input type="checkbox"/> KingDeck Package (tan)	\$4,577.00
<input type="checkbox"/> Trophy Angler Package	\$3,647.00
 Kingfisher - Paint Options	
<input type="checkbox"/> Antifouling hull bottom paint (black)	\$6,975.00
<input type="checkbox"/> Armorcoat upgrade	\$4,291.00
<input type="checkbox"/> Midnight runner upgrade	\$10,888.00
<input type="checkbox"/> Nightshade upgrade	\$5,674.00
<input type="checkbox"/> Painted waterline accent stripe	\$886.00
<input type="checkbox"/> Polished rub rails upgrade	\$1,098.00
<input type="checkbox"/> Signature Two-Tone side paint upgrade	\$2,545.00
 Kingfisher - Trailer Options	
<input type="checkbox"/> Carpeted side guides 12ft (tandem/tri axle)	\$1,417.00
<input type="checkbox"/> EZ Loader 12,000 lb galvanized tri-axle (electric drum)	\$24,089.00
<input type="checkbox"/> EZ Loader 12,000 lb galvanized tri-axle (electric/hydraulic disc)	\$26,127.00
<input type="checkbox"/> EZ Loader 13,000 lb aluminum tri-axle bunk trailer w/ mags,spare,v-block (electric...	\$24,368.00
<input type="checkbox"/> Slick bunks set of 16 (galvanized)	\$507.00
<input type="checkbox"/> Slick bunks set of 24 (aluminum)	\$759.00
<input type="checkbox"/> Spare tire and mounting bracket (12,000 lb)	\$717.00
<input type="checkbox"/> V-Block w/ 6" Ratchet Strap	\$695.00



2023 Dealer Program

08-Jul-22



Page 1, Base Boat
3025 GFX

Specifications

Length Overall (Including Motor Bracket)	9.15 m / 30'	Aluminum Thickness	
Beam	2.9 m / 9' 6"	Side	4.1 mm / 0.160"
Height of Sides	117 cm / 3' 10"	Bottom	6.4 mm / 0.250"
Bottom Width	2.3 m / 7' 7"		
Approx. Dry Weight	3142 kg / 6928 lbs	Cockpit Length	2.64 m / 8' 8"
Deadrise	Variable 18 degrees	Cabin Length	2.96 m / 9'8.5"
Fuel Capacity	757 L / 200 USG	V-berth length	1.85 m / 6' 1"
Maximum HP	600 HP	Cabin Headroom	1.93m / 6' 4"
Transom height	76 cm / 30"	Transom fish locker volume	197 L / 52 USG
Transom weight limit	665 kg / 1468 lbs	Cockpit floor fish locker volume	2 X 55 USG



Standard Features

Unparalleled overall performance, style and safety. Limited transferable lifetime hull warranty

Hull Features

- Pre-Flex® hull technology
- Full length performance HD delta keel
- Shearwater bow design with internally reinforced structural impact grid
- Engineered full length reverse chines
- Performance full welded lifting strakes
- Formed compound angle box stringers / full length
- Fully welded bow stem / heavy duty keel guard for 7/16" total keel thickness
- Water tight cabin bulkhead with weather tight sliding cabin door
- Fully welded external rub rail / hull stiffeners
- Integrated raised bow coamings
- Integral aluminum cockpit roof extension
- Forward sloping windshield with 3 aluminum framed safety glass windows
- Aluminum framed side slider windows w/screens & aft bulkhead windows
- Heavy duty pantographic windshield wipers
- Stainless steel 1-1/4" diameter bow rail
- Foul weather bow coamings with hawse rings
- Full width integrated external motor bracket with transom platform
- Double welded bow eye with stainless insert
- 7 x 9" heavy duty welded bow and stern cleats
- Hydraulic steering with stainless three spoke wheel
- Walkthrough transom door
- 4 Aft cockpit side storage trays and aluminum cockpit toe rail
- Raised self-bailing cockpit deck with commercial freeing ports
- Dual aft cockpit floor fish lockers with discharge pump
- Transom fish locker with cutting board and fish rail
- Closed cell polyurethane foam below cabin deck
- EZ service sacrificial anodes

Paint Features

- Speckle painted gunnels, cabin walls & interior
- Exterior full side paint color choice with KingFisher standard decal
- Color matched painted visor and roof cap

Main Cabin Features

- Tan Destination king leather upholstery coverings with port full suspension helm seat with slider
- Solid wood finished helm and dinette seat boxes with storage
- Dinette bench seating with storage that converts to sleeping berth
- Stand up enclosed head with 25 gallon holding tank, flush toilet, integrated shower pan, macerator pump and deck side clean out
- Fully lined cabin walls and head liner
- Premium heavy duty embossed vinyl flooring
- XL dash for flush mounted electronics
- Solid wood finished radio shelf panel, headstall door & dash trim

Galley Features

- Hand crafted high gloss solid inlaid wood cabinets with drawers & cupboards
- Stainless steel sink & 40 gallon fresh water tank
- Stainless 3.0 cu.ft DC fridge

Cuddy Cabin Features

- Finished cuddy with carpet and hull liner
- V-berth queen bunk with mattress
- Under platform storage compartment and overhead shelves
- Cuddy hatch with screen and 2 portholes with screens

Electric Features

- 12V power point & dual USB outlet
- Marine wire harness with water tight connections
- 3 Electric 1000 gph auto bilge pumps & high water bilge alarm
- Navigation lights package
- Interior LED cabin & v-berth lighting
- Single engine battery management system with remote panel
- Trim tabs with dash indicators
- Dual compact electric horn
- Carbon monoxide detector

Available Option Packages

Trophy Angler Package

- 10 cabin roof rod holders & starboard side net holder
- Stainless steel exterior cabin roof rails
- High pressure raw water wash down system
- Aft cockpit LED decklight

Dockside Package

- Shore power kit with breaker panel, galvanic isolator & 30 amp cord
- 2 cabin 110V outlets
- Auto battery charger
- AC/DC Fridge upgrade

Comfort Package

- Memory foam v-berth mattress upgrade
- Premium carpet runner for cabin floor
- Upgraded LED shroud lighting & additional LED cabin accent lighting
- Stainless interior grab rails kit
- Mahogany accent stainless spoke steering wheel
- Heavy duty closet rod in stand up head for drying gear

KingDeck Package

- Synthetic marine flooring upgrade to aft cockpit

Available Paint Upgrades

Armorcoat cabin and top deck upgrade

- Armorcoat painted cabin, bow/aft gunnels & interior with high gloss clear coat

Signature Two-Tone side paint upgrade

- 2/3 Exterior top side feature color paint with 1/3 bottom side accent color

Painted waterline stripe accent color

- Full side paint feature color with 4 inch wide painted waterline accent stripe.

Note: Not available with Signature two tone upgrade

Antifouling hull bottom paint

- Antifouling bottom coat designed specific for aluminum hull available in black

Nightshade upgrade

- Black painted window outline, Black window frames

Midnight Runner Package

- Nightshade upgrade, Black Cabin Door, Tuxedo Black Hull Side and Roof Top, Sterling Grey Armorcoat & Decals