

## WHY HUSTLER IS A BETTER MOWER

**HUSTLER DECKS**  
Our decks are engineered to provide a clean, finished look everytime, with even distribution of grass clippings.

**PARK BRAKE SYSTEM**  
Simple, convenient and patented system that automatically engages when you open the steering levers.

**LOWER CENTER OF GRAVITY**  
A reduced profile translates into superior handling and stability.


**SIMPLE DESIGN**  
Fewer parts means fewer problems and easier service.

**SMOOTHTRAK™ STEERING**  
It's what makes driving a Hustler a better experience. Our mowers have the smoothest and most precise steering. You'll glide around obstacles and make zero-radius turns with ease.

**TOUGHEST FRAMES**  
Heavy-Duty fabricated steel frames. Best in categories.

## HYPERDRIVE™ INDUSTRIAL HYDRO SYSTEM

**PUMPS & MOTORS BACKED BY THE INDUSTRY LEADING 5 YEAR, 3000 HOURS LIMITED WARRANTY**



### FAN

12 volt, 9" fan with an integrated directional shroud. Pulls air through 100% of the oil cooler.

### OIL COOLERS

Full-flow high capacity 3" thick, 10" x 10" aluminum oil cooler with filter screen.

### RESERVOIR



Large 3 US gal.(11.36 L) with internal high micron cartridge filter and drain plug for easy maintenance and a cooler, cleaner running, longer life system.

### PUMPS

Danfoss DDC-20. Construction/agricultural. Industrial grade, Slipper piston pumps, each pump powers one drive-wheel. All stainless-steel, high-pressure lines with Parker SealLok™ O-Ring industrial-grade flat face fittings.

### HOT OIL SHUTTLE

Wheel motors have an added pressurized line that shuttles hot oil directly to the cooling system, regulating temperatures for increased life and performance. Industry exclusive feature.




### WHEEL MOTORS

Parker premium TG extra high-torque. Patented extra heavy-duty torque link with a 60-40 spline geometry for industrial strength reliability and performance with larger axle, shafts and bearings.

## VX4

## DECK TECHNOLOGY IS A CUT ABOVE THE INDUSTRY



**A** 3/8" thick discharge plate braces the discharge opening from impact

**B** 7 gauge top doublers - (spindle reinforcement) .42" mount thickness

**C** 1/4" thick ribs provide continuous front-to-back bracing

**D** Increased idler and drive pulley diameters to accommodate higher horsepower engines

**E** 7 gauge outside wrappers (skirt)

**F** 11 gauge bottom doubler ties spindle mounts together to resist spindle impacts

**G** 3/8" thick anti-scalp wheel mounts

**H** Front wall box section creates a side-to-side (lateral) beam that resists front impacts and keeps deck flat. Anti-scalp wheel pockets are heavily reinforced to protect anti-scalp wheels and deck.

**I** Replaceable rubberized skid-pad

**J** Standard recessed anti-scalp wheels

**K** Adjustable inner-wall baffles

**L** Industrial ductile-iron spindle assembly with 1½" spindle shaft diameter

**M** Larger discharge opening with high density rubberized discharge chute for greater discharge dispersion

**N** Optional anti-scalp wheels (not shown here)

**O** Large tunnel in front of the blades increases discharge capacity



Information is based on the 60" deck

## ATTACHMENTS

### NON-POWERED CATCHER

Easy-on, easy-off hopper assemblies. The catcher holds 5.2 bushels. Available on the Raptor, Raptor SD, and Raptor Flip-Up.



### 2 BAG POWERED CATCHER

Easy-on, easy-off blower and hopper assemblies. The catcher holds 7.2 bushels. Available on FasTrak, FasTrak SD, and FasTrak SDX.



### 3 BAG CATCHER

Easy-on, easy-off blower and hopper assemblies. The 3-bag catcher holds 12 bushels. Available on X-ONE, Super Z, and Super Z HD.



### BACVAC™

Electric actuated DFS catcher system. Easy-on, easy-off versatility. 10 bushel capacity. Blower is the same as the three-bag catcher. Available on X-ONE, Super Z, and Super Z HD.



### FLEX FORKS™

Shock-absorbing front-caster forks that improve operator comfort and provide a more even cut especially over uneven terrain and at higher speeds.



## ADDITIONAL ATTACHMENTS

**MULCH KIT**  
**SINGLE BAG CATCHER (TrimStar)**  
**HOOR METER KIT**  
**HITCH KIT**  
**BEACON KIT**  
**SEMI-PNEUMATIC TIRES**  
**HYDRAULIC DECK LIFT**  
**STRIPE KIT**  
**SEAT ISOLATOR**  
**STEERING EXTENSION KIT**  
**LIGHT KIT**

## WHAT'S NEW IN 2015



### RAPTOR™ FLIP-UP

- Push Button Deck Raise/Lower
- Push Button Deck Height Adjustment
- Premium Kawasaki FR Engine

### FASTRAK

- Premium Kawasaki FR Engine
- Wide 22" Drive Tire
- Commercial ZT 3100 Transmissions
- 4 Year/400 Hour Limited Warranty



### FASTRAK SD

- Premium Kawasaki FS Engine
- Wide 22" Drive Tire
- Commercial ZT 3400 Transmissions
- 4 Year/600 Hour Limited Warranty

### FASTRAK SDX

- Premium Kawasaki FX Engine
- Wide 23" Drive Tire
- Commercial ZT 3400 Transmissions
- 4 Year/1000 Hour Warranty



### COMFORT COMES STANDARD

Whether it's a residential or commercial machine, we take great pride in offering our customers all day operator comfort. New in 2015, the FasTrak, FasTrak SD, and FasTrak SDX all come standard with premium bolstered internal suspension seats with Dymetrol Internal Suspension. This technology, found in the latest luxury product lines within the automotive, aerospace, and furniture industries, is designed to provide maximum ride comfort while eliminating pressure points to reduce operator fatigue.

2015

PRODUCT LINE

HUSTLERTURF.COM





RESIDENTIAL

COMMERCIAL

INDUSTRIAL

AVAILABLE AT CERTIFIED DEALERS

HYDRO WALKBEHIND

RAPTOR

FEATURES

- Heavy-duty fabricated steel decks - not stamped!
- Fabricated heavy-duty steel frame - best in category!
- Lowest seat height in the industry - provides exceptional control and handling!



RAPTOR SD

FEATURES

- Heavy-duty, deep fabricated decks - most durable in its class
- Toughest front-end with large 13x6.5 front tires
- Kawasaki Engines - provides unmatched power versus the competition



60" model shown

RAPTOR FLIP-UP

FEATURES

- Push button deck raise/lower - easy cleaning and maintenance
- Push button deck height adjustment
- Goodbye jacks and dirty backs



FASTRAK

FEATURES

- Premium, bolstered internal suspension seat with Dymetrol - provides the most comfort in its class
- Heavy-duty, deep decks with wear guard
- One piece commercial duty 1.5" x 3" frame



FASTRAK SD

FEATURES

- Premium Kawasaki FS Engines - commercial grade for the toughest conditions
- One piece commercial-duty frame design - welded for durability
- 600 hour warranty - peace of mind



FASTRAK SDX

FEATURES

- Premium Kawasaki FX Engines - commercial grade with remote air cleaner
- 1000 hour warranty - peace of mind
- Toughest, fastest Fasttrak ever



X-ONE

FEATURES

- Proven separate pumps and motors - built to last!
- VX4® deck - clean cut, excellent performance in all conditions
- Clean, compact design - simple to own and maintain



SUPER Z

FEATURES

- 14 mph - gets the job done quick
- VX4® deck - clean cut, excellent performance in all conditions
- Hydraulics unmatched by any competitors - oil shuttle and cooler separates it from the competition



SUPER Z HYPERDRIVE

FEATURES

- 16 MPH - fastest of the fast
- HyperDrive® 3000 hour pump and motor warranty - unmatched
- Grammer suspension seat with operator isolation - all day comfort



HUSTLER Z DIESEL

FEATURES

- VX4® deck - best cutting deck in the diesel class
- Grammer suspension seat with operator isolation - all day comfort
- Patented belt drive system - provides long life



SUPER 104

FEATURES

- Mows a football field in less than seven minutes
- 104" width - only one in its class
- Wide area mower with 80" transport width - fits most trailers



TRIMSTAR

FEATURES

- Patented H-Bar steering - reduces operator fatigue
- Easy deck lift - makes deck height adjustments a breeze
- Heavy-duty welded steel decks - for the cleanest cut appearance



Cutting Widths	36", 42" & 52" Side-discharge	48", 54" & 60" Side-discharge	48" & 54" Side-discharge	48", 54" & 60" Side-discharge	48", 54" & 60" Side-discharge	48", 54" & 60" Side-discharge	48", 54" & 60" Side-discharge / 54" & 60" Rear-discharge	54", 60", 66" & 72" Side-discharge / 60" & 72" Rear-discharge	60" & 72" Side-discharge / 60" & 72" Rear-discharge	54", 60" & 72" Side / 60" & 72" Rear-discharge	104" Rear-discharge	36", 48" & 54" Side-discharge
Engine Configurations	15hp Kawasaki FR541 22hp Kohler 7000 21.5hp Kawasaki FR651 23hp Kawasaki FR691 24hp Kohler 7000	23hp Kawasaki FR691 24hp Kawasaki FR730	23hp Kawasaki FR691	23hp Kawasaki FR691 24hp Kawasaki FR730	23hp Kawasaki FS691 24hp Kawasaki FS730	22hp Kawasaki FX691 23.5hp Kawasaki FX730	22hp Kawasaki FX691 27hp Kawasaki FX850 23.5hp Kawasaki FX730 28hp Vanguard EFI	25.5hp Kawasaki FX801 (CA only) 28hp Vanguard EFI 27hp Kawasaki FX850 35hp Kawasaki FX1000 DFI	35hp Kawasaki FX1000 36hp Vanguard Big Block 37hp Kawasaki FX1000 DFI	25hp Shibaura, 3 Cyl Diesel	35hp Kawasaki FX1000 36hp Vanguard Big Block 37hp Kawasaki FX1000 DFI	14.5hp Kawasaki FX481 15hp Kawasaki FS541 18.5hp Kawasaki FS600 23hp Kawasaki FS691 (electric start)
Deck Lift	Hand-operated deck height adjustment. 1/2" increments from 1.5" to 4.5" (3.81 cm to 11.43 cm).	Foot-operated deck height adjustment. 1/4" increments from 1.5" to 4.5" (3.81 cm to 11.43 cm).	Electric/Hydraulic deck height adjustment. 1/2" increments from 1.5" to 4.5" (3.81 cm to 11.43 cm).	Foot-operated deck height adjustment. 1/4" increments from 1.5" to 4.5" (3.81 cm to 11.43 cm).	Foot-operated deck height adjustment. 1/4" increments from 1.5" to 4.5" (3.81 cm to 11.43 cm).	Foot-operated deck height adjustment. 1/4" increments from 1.5" to 4.5" (3.81 cm to 11.43 cm).	Foot-operated deck height adjustment. 1/4" increments from 1" to 5.5" (2.55 cm to 14 cm).	Foot-operated deck height adjustment. 1/4" increments from 1" to 5.5" (2.55 cm to 14 cm).	Foot-operated deck height adjustment. 1/4" increments from 1" to 5.5" (2.55 cm to 14 cm).	Foot-operated deck height adjustment. 1/4" increments from 1" to 5.5" (2.55 cm to 14 cm).	Hydraulics raise and lower decks. 1/4" increments from 1" to 5.5" (2.55 cm to 14 cm).	Hand-operated deck height adjustment standing from operator position. 1/4" increments from 1.5" to 4.5" (3.81 cm to 11.43 cm).
Speed	Forward 6.5 mph (10.5 kph) Reverse 4 mph (6.4 kph)	Forward 7.5 mph (12.1 kph) Reverse 4 mph (6.4 kph)	Forward 7 mph (11.27 kph) Reverse 4 mph (6.4 kph)	Forward 8 mph (12.9 kph) Reverse 5 mph (8 kph)	Forward 9 mph (14.5 kph) Reverse 5 mph (8 kph)	Forward 9 mph (14.5 kph) Reverse 5 mph (8 kph)	Forward 11 mph (17.7 kph) Reverse 6 mph (9.7 kph)	Forward 14 mph (22.5 kph) Reverse 7.5 mph (12.1 kph)	Forward 16 mph (25.7 kph) Reverse 7.5 mph (12.1 kph)	Forward 12 mph (19.3 kph) Reverse 7 mph (11.3 kph)	Forward 11 mph (17.7 kph) Reverse 2 mph (3.2 kph)	Forward 6.3 mph (10.1 kph) Reverse 2 mph (3.2 kph)
Drive System	Hydro-Gear EZT	Hydro-Gear ZT 2800. Serviceable w/ spin-on filters.	Hydro-Gear ZT 2800. Serviceable w/ spin-on filters.	Commercial-duty Hydro-Gear ZT 3100 w/ spin-on filters.	Commercial-duty Hydro-Gear ZT 3400 w/ spin-on filters.	Commercial-duty Hydro-Gear ZT 3400 w/ spin-on filters.	Hydro-Gear Series PK 12cc pumps and Parker TF high torque wheel motors.	Hydro-Gear Series PY 21cc pumps and Parker TG high torque wheel motors. 3 gallon hydraulic reservoir, hydraulic oil cooler w/fan and hot oil shuttle.	Hustler exclusive HyperDrive® w/industrial Danfoss DDC-20 slipper piston pumps, Parker TG high torque wheel motors, 3 gallon hydraulic reservoir, hydraulic oil cooler w/fan and hot oil shuttle.	Hydro-Gear Series PY 21cc pumps and Parker TG high torque wheel motors. 3 gallon hydraulic reservoir, hydraulic oil cooler w/fan and hot oil shuttle.	Hustler exclusive HyperDrive® w/industrial Danfoss DDC-20 slipper piston pumps, Parker TG high torque wheel motors, 3 gallon hydraulic reservoir, hydraulic oil cooler w/fan and hot oil shuttle.	Hydro-Gear ZT 2800. Serviceable w/ spin-on filters.
Fuel Capacity	3 US gal (11.4 L)	3 US gal (11.4 L)	3 US gal (11.4 L)	5 US gal (18.9 L)	5 US gal (18.9 L)	5 US gal (18.9 L)	10.3 US gal (38.9 L)	12 US gal (45.4 L)	12 US gal (45.4 L)	14.4 US gal (54.5 L)	12 US gal (45.4 L)	3.4 US gal (12.9 L)
Tires	Drive 36": 18 x 7 42/52": 18 x 8.5 Caster 11 x 4	Drive 48": 20 x 8 54/60": 20 x 12 Caster 48": 13 x 5 54/60": 13 x 6.5	Drive 48": 20 x 8 54": 20 x 10 Caster 9 x 3.5	Drive 48": 22 x 9.5 54/60": 22 x 11 Caster 48": 13 x 5 54/60": 13 x 6.5	Drive 48": 22 x 9.5 54/60": 22 x 11 Caster 48": 13 x 5 54/60": 13 x 6.5	Drive 48": 22 x 9.5 54/60": 23 x 11 Caster 48": 13 x 5 54/60": 13 x 6.5	Drive 48/54": 24 x 9.5 60": 24 x 12 Caster 13 x 6.5	Drive 54": 24 x 9.5 60/66/72": 24 x 12 Caster 13 x 6.5	Drive 26 x 12 Caster 13 x 6.5	Drive 54": 24 x 9.5 60/72": 24 x 12 Caster 13 x 6.5	Drive 26 x 12 Caster 15 x 6	Drive 36": 18 x 6.5 48/54": 20 x 10 Caster 11 x 4
LIMITED WARRANTY See dealer for complete details	3 YEAR NO 300 HOUR LIMIT RESIDENTIAL	3 YEAR 300 HOUR LIMIT	3 YEAR 300 HOUR LIMIT	4 YEAR 400 HOUR	4 YEAR 600 HOUR	4 YEAR 1000 HOUR	2 YEAR NO OR 5 YEAR 500 HOUR	2 YEAR NO OR 5 YEAR 500 HOUR	3 YEAR NO OR 5 YEAR 500 HOUR	2 YEAR NO OR 5 YEAR 500 HOUR	2 YEAR NO OR 5 YEAR 500 HOUR	2 YEAR NO OR 5 YEAR 500 HOUR

LIMITED LIFETIME WARRANTY FRAME & LEADING EDGE OF DECK

LIMITED LIFETIME WARRANTY FRAME

LIMITED LIFETIME WARRANTY LEADING EDGE OF DECK