



**BUSH HOG®**

# Flex-Wing Rotary Cutters

IF IT DOESN'T SAY  
**BUSH HOG®**  
IT JUST WON'T CUT IT™

1800 SERIES | 2000 SERIES | 3000 SERIES | 4000 SERIES



**10**  
**YEAR**  
**GEARBOX LIMITED**  
**WARRANTY**

**ON ALL ROTARY CUTTERS!\***  
(purchased 1/1/2020 or later)



# 1800 SERIES

*FLEX-WING  
ROTARY CUTTERS*

1812 / 1815



**10**  
YEAR  
GEARBOX LIMITED  
WARRANTY

## *1812 Flex-Wing Rotary Cutter*

Ideal for rolling terrain where a wide rigid cutter may scalp some areas while leaving other areas higher, the 1812 Flex-Wing Rotary Cutter's 12' cutting width makes quick, clean work of overgrown pastures and fields. The narrow width is also ideal for orchards where tree prunings need to be cut into smaller pieces. The 1812 is designed to effectively cut grass, weeds, and brush up to 1 ½" diameter with at least 50 tractor PTO horsepower. The 1812 has maintenance-friendly features such as easy to clean smooth-top decks, gearbox oil sight windows, EZ lube drivelines, and replaceable full-length sideband skids. For the best in class cutting and distribution performance in a 12' Flex-Wing, you only have to remember that "If it doesn't say Bush Hog®, it just won't cut it."

The 1812 comes standard with a 540 PTO and Cast Swivel Hitch and choice of Single or Dual Center Axles, Single or Dual Wing Axles, 3 Selections of Tires, and Single or Double Row Chains.



## 1812 Model Features

- **Durable center axle cushions** absorb shock making for a smoother ride.
- **Replaceable full length sideband skids** give maximum protection and strength to the sideband.
- **E-Z clean smooth decks** are on the center and wings.
- **Wing "free float"** without movement of wing hydraulic cylinder rod extends cylinder life.
- **Safety lights** for highway travel are standard.
- **Gearbox oil sight gauge** allows the checking of the oil level in a few seconds.
- **PTO driveline holder** is standard.
- **Wheel spindles** are in halves for economy and ease of maintenance.
- **Wheel hub cap retainers** are standard to prevent loss of cap and hub grease.
- **Single hydraulic hose** comes standard for raising and lowering wings at the same time. *An optional two hose kit is available for raising and lowering the wings independently of the center section.*



Replaceable full length sideband skids



Each axle arm on the center section has a rubber cushion to absorb the shock loads near the wheels. Shown with optional dual tires on the center.



Patented oil sight gauge in all three cutting gearboxes for quick and easy monitoring of oil levels.

## 1812 FLEX-WING ROTARY CUTTER SPECIFICATIONS

Transport Height*	5' 8"	Blade Holder	Oval
Transport Width**	6' 8"	Blades	1/2" x 3" Parallel Uplift
Overall Width	12' 8"	Blade Overlap	6"
Cutting Width	12'	Blade Tip Speed	14,464 fpm Center (540 rpm); 13,930 fpm Wings (540 rpm)
Length***	13' 3"	Wing Cutting Angles	22° Down to 45° Up
Axle Suspension	Rubber Cushions on Center Axle Arms	Center Hydraulic Lift	Standard
Cutting Height	2" - 14"	Wing Hydraulic Lift	Standard
Cutting Capacity	1 1/2" Diameter	Axle Tube Pivots	Greaseable Bushings
Hitch	Cast Swivel Clevis	Wing Adjustment	Greaseable Turnbuckles
Approx. Tongue Weight	1,100 lb.	Wheels	Choice of Laminated, Pneumatic Aircraft, or Foam-Filled Aircraft
Deck Thickness	10 Gauge	Minimum Tractor PTO HP	50
Side Bands	1/4" x 11"	Jack Stand	Standard
Gearbox	160 hp† Splitter Gearbox, 65 hp† Cutting Gearboxes	Safety Tow Chain	Standard
Driveline	ASAE Category 4 (540 PTO)	Safety Deflectors	Single or Double Row Chains
Driveline Protection	(3) Multi-Plate Slip Clutch	Warranty	10-Year Gearbox Limited Warranty 1-Year Machine Limited Warranty Not for Commercial Use

\*Measured at maximum transport height.

\*\*Measured at outside of wing skids, folded.

\*\*\*Measured from hitch pin to axle spindle at transport height.

†Gearbox rating based on field performance.



## ***1815 Flex-Wing Rotary Cutter***

The Bush Hog® 1815 Flex-Wing Rotary Cutter is designed to cut weeds, grasses, and brush up to 2 ½" in diameter. A great choice for tractors over 60 PTO HP, the 1815 is an excellent choice for pasture clipping, corn shredding, drainage areas, and general maintenance locations such as air strips and CRP land. The 1815 has maintenance-friendly features such as easy to clean smooth-top decks, gearbox oil sight windows, EZ lube drivelines, and replaceable full-length sideband skids. The 1815 performance to price ratio plus outstanding durability make it a great value and will offer years of dependable service.

The 1815 comes standard with Perma-Level Hitch and Center Dual Axle and choice of 540 or 1000 RPM CV input drivelines, with or without Deck Ring, Single or Dual Wing Axles, 3 Selections of Tires, and Single or Double Row Safety Chains.



## 1815 Model Features

- **Axle spindles** are in halves for quick and economical service.
- **Center section blades** closely align with center section wheel to better cut the bottom of ditches.
- **Grease fittings and steel bushings** at axle pivot points for extended life at pivot areas.
- **Wing free float** without movement of wing hydraulic cylinder rod extends cylinder life.
- **Optional distribution baffles** spread grass and cornstalks to eliminate windrows.
- **Improved wing design** results in a clean top and no exposed structure underneath.



Wing free float is 22° down and 25° up without movement of hydraulic cylinder rod for extended cylinder life.



Each axle arm on the center section has a rubber cushion to absorb the shock loads near the wheel.



Patented oil sight gauge in all three cutting gearboxes for quick and easy monitoring of oil level.



### All grease fittings align for easy service.

Bush Hog®'s E-Z lube drivelines are quick and easy to service. All grease fittings on the pto CV driveline and wing drivelines closely align for quick location of grease points.

## 1815 FLEX-WING ROTARY CUTTER SPECIFICATIONS

Transport Height*	7'	Blades	1/2" x 4" Parallel Uplift
Transport Width**	7' 7"	Blade Overlap	6"
Cutting Width	15'	Blade Tip Speed	15,000 fpm (540 rpm); 15,600 fpm (1000 rpm)
Length***	15' 2"	Wing Cutting Angles	22° Down to 45° Up
Axle Suspension	Cushioned Rubber on Center Axle	Center Hydraulic Lift	Standard
Cutting Height	2" - 14"	Wing Hydraulic Lift	Standard
Cutting Capacity	2 1/2" Diameter	Axle Tube Pivots	Greaseable Bushings
Hitch	Self-Leveling Perma-Level®	Wing Adjustment	Greaseable Turnbuckles
Approx. Tongue Weight	1,700 lb.	Wheels	Choice of Laminated, Pneumatic Aircraft, or Foam-Filled Aircraft
Deck Thickness	10 Gauge	Minimum Tractor PTO HP	60 (PTO)
Side Bands	1/4" x 12"	Grass Baffles	Optional
Gearbox	160 hp† Splitter Gearbox, 130 hp† Cutting Gearboxes	Jack Stand	Standard
Driveline	ASAE Category 5	Safety Tow Chain	Standard
Driveline Protection	(3) Multi-Plate Slip Clutch	Safety Deflectors	Single or Double Row Chains
Blade Holder	Round	Warranty	10-Year Gearbox Limited Warranty 1-Year Machine Limited Warranty Not for Commercial Use

\*Measured at maximum transport height.

\*\*Measured at outside of wing skids, folded.

\*\*\*Measured from hitch pin to axle spindle at transport height.

†Gearbox rating based on field performance.

# 2000 SERIES

## FLEX-WING ROTARY CUTTERS

2215 / 2810 / 2815 / 2820



### The 2215 Medium-Plus Duty Flex-Wing

The Bush Hog® model 2215 Flex-Wing rotary cutter is designed to cut grass, weeds, and brush up to 3 ½" in diameter. It is recommended for use in pasture maintenance, crop shredding, and roadside maintenance. With maintenance friendly features such as EZ clean decks, EZ lube drivelines and Bush Hog® tough durability, the 2215 is another Flex-Wing example of Bush Hog® Performance You Can Count On.

The 2215 comes standard with Perma-Level Hitch and choice of 540 or 1000 RPM CV input drivelines, with or without Deck Ring, Center Dual or Walking Tandem Axles, Wing Single, Dual, or Walking Tandem Axles, 6 Selections of Tires, and Single or Double Row Safety Chains.



Each axle arm on the center and wings has a spring cushion to absorb the shock loads near the wheel.

### 2215 Model Features

- **Axle spindles** are in halves for quick and economical service.
- **Center section blades** closely align with center section wheels for more even cutting of ditch bottoms.
- **Grease fittings and steel bushings** at axle pivot points for extended life.
- **Wing free float** 22° down and 45° up without moving the hydraulic cylinder, extending cylinder life.
- **Optional distribution baffles** distribute clippings more evenly across the width of the cutter.
- **Improved wing design** results in a smooth top and underside.
- **Patented oil sight windows** in cutting gearboxes allows for quick and easy visual inspection of oil levels

### 2215 AND 1815 MODEL DIFFERENCES

MODELS:	2215	1815
Gearbox, Splitter, HP	250	160
Gearboxes (3), HP	210	130
Maximum Cutting Capacity	3 ½" diameter	2 ½" diameter
Blade Tip Speed	16,268 FPM	15,000 FPM
Main Axles	Square tubes	Round tubes
Axle Cushions	Springs on each axle arm	Rubber cushions on center axle arms
Hitch	Perma Level, standard	Perma Level or Cast Clevis



Bush Hog®'s E-Z lube drivelines are quick and easy to service. All grease fittings on the pto CV driveline and wing drivelines closely align for quick location of grease points.

### 2215 FLEX-WING ROTARY CUTTER SPECIFICATIONS

Transport Height*	7' 3"	Blade Overlap	6"
Transport Width**	8' 2"	Blade Tip Speed	16,286 fpm (540 rpm); 16,000 fpm (1000 rpm)
Cutting Width	15'	Wing Cutting Angles	22° Down to 45° Up
Axle Suspension	Cushioned Springs at Each Wheel	Center Hydraulic Lift	Standard
Cutting Height	2" - 14"	Wing Hydraulic Lift	Standard
Cutting Capacity	3 ½" Diameter	Axle Tube Pivots	Greaseable Bushings
Hitch	Self-Leveling Perma-Level®	Axle Arm Pivots	Greaseable
Approx. Tongue Weight	1,800 lb.	Wing Adjustment	Greaseable Turnbuckles
Deck Thickness	10 Gauge	Wheels	Choice of Laminated, Pneumatic Aircraft, or Foam-Filled Aircraft
Side Bands	1/4" x 13 ½"	Minimum Tractor PTO HP	60 (PTO)
Gearbox	250 hp† Splitter Gearbox, 210 hp† Cutting Gearboxes	Grass Baffles	Optional
Driveline	Main: ASAE Cat 5 (540) ASAE Cat 5 or 6 (1,000)† Wings: ASAE Cat 4	Jack Stand	Standard
Driveline Protection	(3) Multi-Plate Slip Clutch	Safety Tow Chain	Standard
Blade Holder	Round	Safety Deflectors	Single or Double Row Chains
Blades	1/2" x 4" Parallel Uplift	Warranty	10-Year Gearbox Limited Warranty 1-Year Machine Limited Warranty

\*Measured at maximum transport height.  
\*\*Measured at outside of wing skirts.  
†Gearbox rating based on field performance.



### The 2810 Right-Hand Flex-Wing

The 2810 is a heavy-duty 10' Flex-Wing, made especially for right-of-way contract mowers who may be limited by regulations requiring that no cutters can obstruct the roadway. Packed with performance features like heavy-duty gearboxes, durable EZ-Lube drivelines, cushioned springs and spring steel bushings on each axle, high blade tip speeds, Double Row Chains and Highway Lights for added safety, the 2810 is ready to tackle your cutting tasks day after day.

The 2810 comes standard with Perma-Level Hitch and Double Row Chains and choice of 540 or 1000 RPM CV Input Drivelines, with or without Deck Ring, Center Dual or Walking Tandem Axles, Wing Single, Dual, or Walking Tandem Axle, and 6 Selections of Tires.

### 2810 Model Features

- **Wing and center skids** are 3/8" thick for extended wear and outside edges are turned up at 45° to stop heavy ground contact that might damage the sidebands.
- **Center section blades** properly align with center wheels to closely cut out the bottom of ditches.
- **Grease fittings and spring steel bushings** at axle pivot points for longer life.
- **Free wing float** without movement of the hydraulic cylinder rod is 22° down and 45° up.
- **Highway safety lighting** is standard.



Industry first, massive 3" output shaft with up to 27% more splines than smaller shafts for maximum transmission of torque to blade pan.



The Patented oil sight gauge takes the guess work out of checking the oil. In less than 10 seconds, all three cutting box oil levels can be checked and rechecked as often as you walk around the machine. Never climb onto the cutter again to check the gearbox oil levels.



### All grease fittings align for easy service.

Bush Hog's E-Z lube drivelines are quick and easy to service. All grease fittings on the pto CV driveline and wing drivelines align for quick location of grease points. Since all grease fittings on all drivelines are in an upright position on every 5th revolution, service times are reduced.

## 2810 FLEX-WING ROTARY CUTTER SPECIFICATIONS

Transport Height*	7' 3"	Blade Holder	Round
Transport Width**	8' 2"	Blades	1/2" x 4" Parallel Uplift
Total Length	15' 3"	Blade Overlap	6"
Total Width	12'	Blade Tip Speed	16,286 fpm (540 rpm); 15,906 fpm (1000 rpm)
Cutting Width	10' 6"	Wing Cutting Angles	22° Down to 45° Up
Axle Suspension	Cushioned Springs at Each Wheel	Center Hydraulic Lift	Standard
Cutting Height	2" - 14"	Wing Hydraulic Lift	Standard
Cutting Capacity	4" Diameter	Axle Tube Pivots	Greaseable Bushings
Hitch	Self-Leveling Perma-Level®	Wing Adjustment	Greaseable Turnbuckles
Approx. Tongue Weight	1,900 lb.	Wheels	Choice of Laminated, Pneumatic Aircraft, or Foam-Filled Aircraft
Deck Thickness	11 Gauge (Center Top) 7 Gauge (Center Bottom) 7 Gauge (Wings)	Minimum Tractor PTO HP	60 (PTO)
Side Bands	1/4" x 13 1/2"	Grass Baffles	Optional
Gearbox	250 hp† Splitter Gearbox, 225 hp† Cutting Gearboxes	Jack Stand	Standard
Driveline	Main: ASAE Cat 5 (540) ASAE Cat 5 or 6 (1,000)" Wings: ASAE Cat 4	Safety Tow Chain	Standard
Driveline Protection	(2) Multi-Plate Slip Clutch	Safety Deflectors	Double Row Chains
Warranty	10-Year Gearbox Limited Warranty   6-Month Machine Limited Warranty (Contractors)   1-Year Machine Limited Warranty (Consumers)		

\*Measured at maximum transport height.  
 \*\*Measured at outside of wing skids.  
 †Gearbox rating based on field performance.



## 2814 Flex-Wing Rotary Cutter

The New 2814 Single Flex-Wing fits the bill when double wing cutters are prohibited by county or state governments due to the danger of having the left wing stick out into the road. And spanning 14', the 2814 covers a lot of ground. The 2814 is equally at home in maintaining orchards, trimming row crop residue, or general field clearing. This cutter is packed with performance features like a rugged, center dual deck design, heavy-duty 250HP Transfer Gearbox, dependable 225HP cutting gearboxes with sight windows to quickly and safely check the oil, and independent spring-cushioned suspension at each wheel. The 2814 comes standard with Double Row Chains as recommended for additional safety from thrown objects when mowing along roadsides, as well as Deck Rings for added strength and protection from blade deflection.



The 2814 is available with either a Ball or Perma-Level Hitch, 540 or 1000 RPM CV input drivelines, Dual or Walking Tandem Axles, and 6 Selections of tires.

The 2814 is another example that "If It Doesn't Say BUSH HOG®, It Just Won't Cut It.™"

### 2814 Model Features

- **Perma-level hitch** allows the cutter to glide along ground contours
- **Wings free float** 22° down and 45° up without engaging the hydraulic cylinder for longer cylinder life
- **Massive 3" output shaft** on each cutting gearbox with deeper splines for maximum transmission of torque to the blade pan
- **Heavy-duty CV drivelines** transfer power from the tractor PTO to the Transfer Gearbox
- **Independent coil springs** at each wheel take the brunt of rough field conditions instead of the axle
- **1/2" x 4" Bush Hog® branded blades** rip through tough vegetation
- **Smooth decks** on top as well as the underside for easy cleanup and better flow of clippings
- **Deck rings** come standard to provide additional deck support and to protect the deck from blade deflection
- **7GA reinforced blade pans** protect the cutter, blade bar, and gearbox output shaft from unexpected obstacles
- **Tough 1/4" thick wing skids** are formed at a 45° angle to protect the sidebands and reduce digging into the ground
- **Axle pivot points** feature grease fittings and spring steel bushings to minimize wear
- **Six tire options** from 21" Laminated to 29" Aircraft allow you to customize the ride to your needs
- **Double row chains** come standard to prevent thrown objects from exiting the cutter
- **Highway travel lights** come standard for safer travel on roadsides and in-between fields



### 2814 FLEX-WING ROTARY CUTTER SPECIFICATIONS

Transport Height*	9'	Blades	1/2" x 4" Parallel Uplift
Transport Width**	9'	Blade Overlap	6"
Cutting Width	14'	Blade Tip Speed	15,625 fpm (Center); 15,936 fpm (Wing)
Overall Width	14' 6"	Wing Cutting Angles	22° Down to 45° Up
Overall Length	17' 2"	Center Hydraulic Lift	Standard
Axle Suspension	Cushioned Springs at Each Axle Arm	Wing Hydraulic Lift	Standard
Cutting Height	2" - 14"	Axle Tube Pivots	Greaseable Bushings
Cutting Capacity	3" Diameter	Axle Arm Pivots	Greaseable
Hitch	2 3/16" Ball or Self-Leveling Perma-Level®	Wing Adjustment	Greaseable Turnbuckles
Approx. Tongue Weight	2,700 lb.	Wheels	Choice of Laminated, Pneumatic Aircraft, or Foam-Filled Aircraft
Deck Thickness	11 Gauge (Center Top) 10 Gauge (Center Bottom) 10 Gauge (Wings)	Minimum Tractor PTO HP	90 (PTO)
Side Bands	1/4" x 13 1/2"	Deck Rings	Standard
Gearbox	250 hp† Splitter Gearbox, 225 hp† Cutting Gearboxes	Jack Stand	Standard
Driveline	Main: ASAE Cat 5 (540) ASAE Cat 5 or 6 (1,000)" Wings: ASAE Cat 4	Safety Tow Chain	Standard
Blade Holder	HD Round Pan	Safety Deflectors	Double Row Chains
Warranty	10-Year Gearbox Limited Warranty   1-Year Machine Limited Warranty		

\*Measured at maximum transport height.

\*\*Measured at outside of wing skids.

†Gearbox rating based on field performance.





**10**  
YEAR  
GEARBOX LIMITED  
WARRANTY

### ***How could Bush Hog® make the best Flex-Wings even better?***

Simply put... More value for your investment! The 2815 Flex-Wing is easier to service and has features that maximize performance and durability in all uses. Whether it's corn stalk shredding, pasture maintenance or roadside cutting, the 2815 is unsurpassed in performance, durability, and reliability. The 2815 is the industry standard for the heavy-duty requirements of roadside contractors. These cutters are proven tough and effective over millions of miles every year.

The 2815 comes standard with Perma-Level Hitch and Double Row Chains and choice of 540 or 1,000 RPM CV Input Drivelines, with or without Deck Ring, Center Dual or Walking Tandem Axles, Wing Single, Dual, or Walking Tandem Axles, and 6 Selections of Tires.



## 2815 Model Features

- **Center section axle spindles** are centered on the axle arm for equalized loading of vertical forces.
- **Turnbuckle alignment** with wing hinge pin ensures long life of turnbuckle and less hinge wear.
- **Optional grass/row crop baffles** for improved distribution in grass and corn stalk shredding.
- **Improved design of wing sidebands** means less damage caused by sideband-to-ground contact.



Industry first, massive 3" output shaft with up to 27% more splines than smaller shafts for maximum transmission of torque to blade pan.



The patented oil sight gauge takes the guess work out of checking the oil. In less than 10 seconds, all three cutting box oil levels can be checked and rechecked as often as you walk around the machine. Never climb onto the cutter again to check the gearbox oil levels.



### All grease fittings align for easy service.

Bush Hog®'s E-Z lube drivelines are quick and easy to service. All grease fittings on the pto CV driveline and wing drivelines align for quick location of grease points. Since all grease fittings on all drivelines are in an up position on every 5th revolution, service times are reduced.

## 2815 FLEX-WING ROTARY CUTTER SPECIFICATIONS

Transport Height*	7' 3"	Blade Overlap	6"
Transport Width**	8' 2"	Blade Tip Speed	16,286 fpm (540 rpm); 16,391 fpm (1000 rpm)
Cutting Width	15'	Wing Cutting Angles	22° Down to 45° Up
Axle Suspension	Cushioned Springs at Each Wheel	Center Hydraulic Lift	Standard
Cutting Height	2" - 14"	Wing Hydraulic Lift	Standard
Cutting Capacity	4" Diameter	Axle Tube Pivots	Greaseable Bushings
Hitch	Self-Leveling Perma-Level®	Axle Arm Pivots	Greaseable
Approx. Tongue Weight	1,900 lb.	Wing Adjustment	Greaseable Turnbuckles
Deck Thickness	11 Gauge (Center Top) 7 Gauge (Center Bottom) 7 Gauge (Wings)	Wheels	Choice of Laminated, Pneumatic Aircraft, or Foam-Filled Aircraft
Side Bands	1/4" x 13 1/2"	Minimum Tractor PTO HP	60 (PTO)
Gearbox	250 hp† Splitter Gearbox, 225 hp† Cutting Gearboxes	Grass Baffles	Optional
Drivelin	Main: ASAE Cat 5 (540) ASAE Cat 5 or 6 (1,000)" Wings: ASAE Cat 4	Jack Stand	Standard
Driveline Protection	(3) Multi-Plate Slip Clutch	Safety Tow Chain	Standard
Blade Holder	Round	Safety Deflectors	Double Row Chains
Blades	1/2" x 4" Parallel Uplift	Warranty	10-Year Gearbox Limited Warranty 6-Month Machine Limited Warranty (Contractors) 1-Year Machine Limited Warranty (Consumers)

\*Measured at maximum transport height.

\*\*Measured at outside of wing skirts.

†Gearbox rating based on field performance.





**10**  
YEAR  
GEARBOX LIMITED  
WARRANTY

## ***2820 Flex-Wing Rotary Cutter***

The 2820 Flex-Wing meets the “more value for your investment” Bush Hog® tradition! The oil sight gauges, EZ lube drivelines, and wear bushings at axle pivots are just a few of the extra value features that separate it from competitor units. Adding maximized performance and durability that is needed for the cutting of road sides, row crops, and pastures results in a 20' Flex-Wing that is easy to distinguish from the pack. Your investment decision is easily made.

The 2820 comes standard with Deck Rings and choice of Ball or Perma-Level Hitch, 540 or 1,000 RPM CV Input Drivelines, Center Dual or Walking Tandem Axles, Wing Single, Dual, or Walking Tandem Axles, and 6 Selections of Tires.



## 2820 Model Features

- **Free wing float**, without movement of each hydraulic cylinder rod, is 22° down and 45° up.
- **Each cutting gearbox** has the industry's first massive 3" output shaft with more splines that are deeper for maximum transmission of torque to the blade pan.
- **Highway travel lights** are standard for safer travel on roadways.
- **Blade carrier selections** include Round Pans or Straight Bar with optional Shredder Kit for increased blade to vegetation contact reducing clipping size.
- **Optional distribution baffles** improve cut material flow and reduce windrowing.
- **Blade pans** are reinforced and balanced for maximum durability and smooth operation.
- **Spring axle cushions** are located near each wheel for maximum shock absorption.
- **Spring steel bushings and grease fittings** minimize wear at each axle point.
- **45° wing skids** reduce digging into turf and help prevent damage to sidebands.
- **Double-skinned center deck** adds strength and is easier to clean.
- **Wing decks** are smooth on top and bottom for easier cleaning.
- **Deck rings** come standard to enhance deck strength and prevent blade to deck contact.



The patented oil sight gauge takes the guess work out of checking the oil. In less than 10 seconds, all three cutting box oil levels can be checked and rechecked as often as you walk around the machine. Never climb onto the cutter again to check the gearbox oil levels.

### All grease fittings align for easy service.



Bush Hog®'s E-Z lube drivelines are quick and easy to service. All grease fittings on the pto CV driveline and wing drivelines closely align for quick location of grease points.

## 2820 FLEX-WING ROTARY CUTTER SPECIFICATIONS

Transport Height*	9'	Blades	1/2" x 4" Parallel Uplift
Transport Width**	11'	Blade Overlap	6"
Cutting Width	20'	Blade Tip Speed	15,625 fpm (Center); 15,936 fpm (Wing)
Overall Width	21'	Wing Cutting Angles	22° Down to 45° Up
Overall Length	17' 2"	Center Hydraulic Lift	Standard
Axle Suspension	Cushioned Springs at Each Axle Arm	Wing Hydraulic Lift	Standard
Cutting Height	2" - 14"	Axle Tube Pivots	Greaseable Bushings
Cutting Capacity	3" Diameter	Axle Arm Pivots	Greaseable
Hitch	2 5/16" Ball or Self-Leveling Perma-Level®	Wing Adjustment	Greaseable Turnbuckles
Approx. Tongue Weight	2,700 lb.	Wheels	Choice of Laminated, Pneumatic Aircraft, or Foam-Filled Aircraft
Deck Thickness	11 Gauge (Center Top) 10 Gauge (Center Bottom) 10 Gauge (Wings)	Minimum Tractor PTO HP	90 (PTO)
Side Bands	1/4" x 13 1/2"	Grass Baffles	Optional
Gearbox	250 hp† Splitter Gearbox, 225 hp† Cutting Gearboxes	Jack Stand	Standard
Driveline	Main: ASAE Cat 5 (540) ASAE Cat 5 or 6 (1,000)" Wings: ASAE Cat 5	Safety Tow Chain	Standard
Blade Holder	Round or Shredder Bar	Safety Deflectors	Single or Double Row Chains
Warranty	10-Year Gearbox Limited Warranty   1-Year Machine Limited Warranty		

\*Measured at maximum transport height.

\*\*Measured at outside of wing skids.


†Gearbox rating based on field performance.

# 3000 SERIES

## FLEX-WING ROTARY CUTTERS

3810 / 3815

**10**  
YEAR  
GEARBOX LIMITED  
WARRANTY



### The Perfect Flex-Wing for Mowing Narrow Highway Right-Of-Ways

The 3810 is an extra heavy-duty 10' Flex-Wing, made especially for right-of-way contract mowers who may be limited by regulations requiring that no cutters can obstruct the roadway. Packed with performance features like EZ blade changes with hardened hex-head bolts and bushings, heavy-duty gearboxes, durable EZ-Lube drivelines, cushioned springs and spring steel bushings on each axle, high blade tip speeds, Double Row Chains and Highway Lights for added safety, the 3810 is ready to tackle your extreme cutting needs day after day.

### 3810 Model Features

- **Reinforced blade pans** with hardened, hex-shaped blade bolts and bushings offer maximum durability and the convenience of quicker blade changes.
- **3/8" wing and center skids** are formed upward at 45° to reduce digging into turf and help prevent damage to sidebands.
- **Center section blades** properly align with center wheels to closely cut out the bottom of ditches.
- **Grease fittings and spring steel bushings** at axle pivot points for longer life.
- **Free wing float** without movement of the hydraulic cylinder rod is 22° down and 45° up.
- **Highway safety lighting** is standard.

### 3810 AND 2810 MODEL DIFFERENCES

MODELS:	3810	2810
Hitch	2 5/16" Ball or Perma-Level	Perma-Level
Blade Pan	Round, Reinforced	Round
Wing Drivelines	EZ lube, ASAE Cat. 5	EZ lube, ASAE Cat. 4
Cutting Capacity	4 1/2"	4"
Main Axles (Greaseable with Bushings)	3/8" tube wall	3/8" tube wall center; 5/16" tube wall wings
Axle Arms (Greaseable with Bushings)	3 1/2" x 3 1/2"	3 1/2" center; 3" wing
Blade Bolts & Bushings	Hardened & Hex-Shaped	Round with Forged Key

### 3810 FLEX-WING ROTARY CUTTER SPECIFICATIONS

Transport Height*	7' 3"	Blades	1/2" x 4" Parallel Uplift
Transport Width**	8' 2"	Blade Overlap	6"
Cutting Width	10' 6"	Blade Tip Speed	16,286 fpm (540 rpm); 16,391 fpm (1000 rpm)
Axle Suspension	Cushioned Springs at Each Wheel	Wing Cutting Angles	22° Down to 45° Up
Cutting Height	2" - 14"	Center Hydraulic Lift	Standard
Cutting Capacity	4 1/2" Diameter	Wing Hydraulic Lift	Standard
Hitch	2 5/16" Ball or Self-Leveling Perma-Level®	Axle Tube Pivots	Greaseable Bushings
Approx. Tongue Weight	2,200 lb.	Axle Arm Pivots	Greaseable
Deck Thickness	11 Gauge (Center Top) 7 Gauge (Center Bottom) 7 Gauge (Wings)	Wing Adjustment	Greaseable Turnbuckles
Side Bands	1/4" x 13 1/2"	Wheels	Choice of Laminated, Pneumatic Aircraft, or Foam-Filled Aircraft
Gearbox	250 hp† Splitter Gearbox, 225 hp† Cutting Gearbox	Minimum Tractor PTO HP	60 (PTO)
Driveline	Main: ASAE Cat 5 (540) ASAE Cat 5 or 6 (1,000)† Wings: ASAE Cat 5	Grass Baffles	Optional
Driveline Protection	(2) Multi-Plate Slip Clutch	Jack Stand	Standard
Blade Holder	Round	Safety Tow Chain	Standard
Blade Bolts	Hex Shaped	Safety Deflectors	Double Row Chains
Warranty	10-Year Gearbox Limited Warranty   1-Year Machine Limited Warranty (Contractors)   1-Year Machine Limited Warranty (Consumers)		

\*Measured at maximum transport height.

\*\*Measured at outside of wing skids.

†Gearbox rating based on field performance.





## ***The Heavy-Duty 3815 Flex-Wing Rotary Cutter***

The 3815 is built for tough cutting conditions. Designed to perform day in and day out by right-of-way contractors and large land owners, the 3815 Flex-Wing excels at taming the most rugged terrain. Packed with ease of maintenance and performance features like EZ blade changes with hardened hex-head bolts and bushings, heavy-duty gearboxes, durable EZ-Lube drivelines, cushioned springs and spring steel bushings on each axle, high blade tip speeds, Double Row Chains and Highway Lights for added safety, the 3815 is ready to tackle your extreme cutting needs day after day. The combination of durability, reliability and performance make the 3815 the highest value for your investment.




## 3815 Model Features

- **Improved suspension** that absorbs more shock loads at the tires.
- **Reinforced blade pans** with hardened, hex-shaped blade bolts and bushings offer maximum durability and the convenience of quicker blade changes
- **Grease fittings and spring steel bushings** at axle pivot points for longer life.
- **Free wing float** without movement of the hydraulic cylinder rod is 22° down and 45° up.
- **Heavy, durable axle arms** withstand the shock and bending loads generated when used on the roughest terrain.
- **Industry-first 3" O.D. output shaft** in cutting gearboxes.

### 3815 AND 2815 MODEL DIFFERENCES

MODELS:	3815	2815
Hitch	2 5/16" Ball or Perma-Level	Perma-Level
Main Axle Tubes	3/8" wall thickness	3/8" wall on center axle 5/16" Wall on Wing Axle
Axle Arm Tubes	3 1/2" x 3 1/2"	3 1/2" Center 3" Wings
Wing Drivelines	ASAE Cat 5	ASAE Cat 4
Main Axles (Greaseable with Bushings)	3/8" tube wall	3/8 inch tube wall center; 5/16 inch tube wall wings
Axle Arms (Greaseable with Bushings)	3 1/2" x 3 1/2"	3 1/2" center; 3" wing
Blade Pans	7 ga., cross reinforced	7 ga.



Hardened, hex-shaped blade bolts with mating hardened bushings and reinforced blade pans

### All grease fittings align for easy service.



Bush Hog®'s E-Z lube drivelines are quick and easy to service. All grease fittings on the pto CV driveline and wing drivelines closely align for quick location of grease points.

## 3815 FLEX-WING ROTARY CUTTER SPECIFICATIONS

Transport Height*	7' 3"	Blades	1/2" x 4" Parallel Uplift
Transport Width**	8' 2"	Blade Overlap	6"
Cutting Width	15'	Blade Tip Speed	16,286 fpm (540 rpm); 16,391 fpm (1000 rpm)
Axle Suspension	Cushioned Springs at Each Wheel	Wing Cutting Angles	22° Down to 45° Up
Cutting Height	2" - 14"	Center Hydraulic Lift	Standard
Cutting Capacity	4 1/2" Diameter	Wing Hydraulic Lift	Standard
Hitch	2 5/16" Ball or Self-Leveling Perma-Level®	Axle Tube Pivots	Greaseable Bushings
Approx. Tongue Weight	2,200 lb.	Axle Arm Pivots	Greaseable
Deck Thickness	11 Gauge (Center Top) 7 Gauge (Center Bottom) 7 Gauge (Wings)	Wing Adjustment	Greaseable Turnbuckles
Side Bands	1/4" x 13 1/2"	Wheels	Choice of Laminated, Pneumatic Aircraft, or Foam-Filled Aircraft
Gearbox	250 hp† Splitter Gearbox, 225 hp† Cutting Gearbox	Minimum Tractor PTO HP	60 (PTO)
Driveline	Main: See Driveline Selection Wings: ASAE Category 5	Grass Baffles	Optional
Driveline Protection	(3) Multi-Plate Slip Clutch	Jack Stand	Standard
Blade Holder	Round	Safety Tow Chain	Standard
Blade Bolts	Hex Shaped	Safety Deflectors	Double Row Chains
Warranty	10-Year Gearbox Limited Warranty   1-Year Machine Limited Warranty (Contractors)   1-Year Machine Limited Warranty (Consumers)		

\*Measured at maximum transport height.

\*\*Measured at outside of wing skids.

†Gearbox rating based on field performance.



# 4000 SERIES

FLEX-WING  
ROTARY CUTTERS

4815



## *The Extreme Heavy-Duty 4815 Flex-Wing Rotary Cutter*

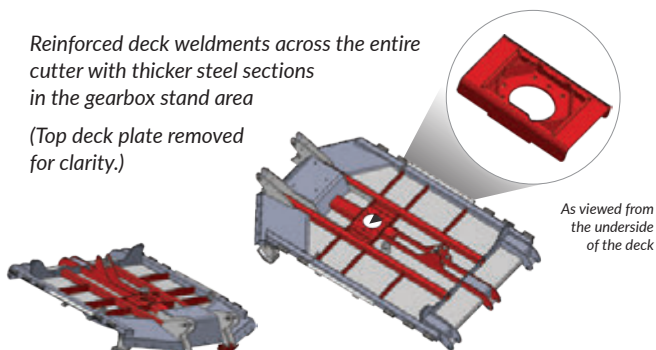
The 4815 is the toughest Bush Hog® built Flex-Wing. Built for the most extreme conditions where a rotary cutter might be used, the 4815 doesn't quit until you do. The roughest right of way or agricultural cutting jobs are no challenge for this unit that is built to withstand the pounding of heavy use all day, every day. Loaded with ease of maintenance and performance features like EZ blade changes with hardened hex-head bolts and bushings, heavy-duty gearboxes, reinforced blade pans, durable EZ-Lube drivelines, cushioned springs and spring steel bushings on each axle, thick-walled axle tubes, high blade tip speeds, Double Row Chains and Highway Lights for added safety, the 4815 is ready to tackle your extreme cutting needs every time you are. When the toughest 15' Flex-Wing is needed, remember "If it doesn't say Bush Hog®, it just won't cut it."



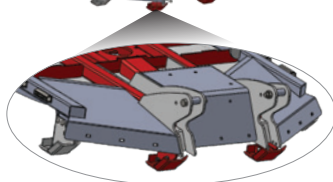
## 4815 Model Features

Reinforced deck weldments across the entire cutter with thicker steel sections in the gearbox stand area


(Top deck plate removed for clarity.)



As viewed from the underside of the deck



Center section skids at each hinge with added skids on either side of the tongue for extra blade pan protection



Hardened, hex-shaped blade bolts with mating hardened bushings and reinforced blade pans



The patented oil sight gauge takes the guess work out of checking the oil. In less than 10 seconds, all three cutting box oil levels can be checked and rechecked as often as you walk around the machine. Never climb onto the cutter again to check the gearbox oil levels.

### 4815 AND 3815 MODEL DIFFERENCES

MODELS:	4815	3815
<b>Strong Backs</b>	3/16" wall thickness	1/8" wall thickness
<b>Gearbox Stands</b>	3/8" and 1/2" steel plates with 1/4" thick gussets	7 ga. and 3/8" steel plates
<b>Center Skids</b>	(2) Located at tongue hitch and (2) at center hinge points	(2) Located at center hinge points
<b>Center Section</b>	Additional reinforcements front to rear and side to side between center deck plates	Standard reinforcements between center deck plates for a heavy duty Flex-Wing

### 4815 FLEX-WING ROTARY CUTTER SPECIFICATIONS

<b>Transport Height*</b>	7' 3"	<b>Blades</b>	1/2" x 4" Parallel Uplift
<b>Transport Width**</b>	8' 2"	<b>Blade Overlap</b>	6"
<b>Cutting Width</b>	15'	<b>Blade Tip Speed</b>	16,286 fpm (540 rpm); 16,391 fpm (1000 rpm)
<b>Axle Suspension</b>	Cushioned Springs at Each Wheel	<b>Wing Cutting Angles</b>	22° Down to 45° Up
<b>Cutting Height</b>	2" - 14"	<b>Center Hydraulic Lift</b>	Standard
<b>Cutting Capacity</b>	4 1/2" Diameter	<b>Wing Hydraulic Lift</b>	Standard
<b>Hitch</b>	2 5/16" Ball or Self-Leveling Perma-Level®	<b>Axle Tube Pivots</b>	Greaseable Bushings
<b>Approx. Tongue Weight</b>	2,200 lb.	<b>Axle Arm Pivots</b>	Greaseable
<b>Deck Thickness</b>	11 Gauge (Center Top) 7 Gauge (Center Bottom) 7 Gauge (Wings)	<b>Wing Adjustment</b>	Greaseable Turnbuckles
<b>Side Bands</b>	1/4" x 13 1/2"	<b>Wheels</b>	Choice of Laminated, Pneumatic Aircraft, or Foam-Filled Aircraft
<b>Gearbox</b>	250 hp† Splitter Gearbox, 225 hp† Cutting Gearboxes	<b>Minimum Tractor PTO HP</b>	70 (PTO)
<b>Driveline</b>	Main: See Driveline Selection Wings: ASAE Category 5	<b>Grass Baffles</b>	Optional
<b>Driveline Protection</b>	(3) Multi-Plate Slip Clutch	<b>Jack Stand</b>	Standard
<b>Blade Holder</b>	Round	<b>Safety Tow Chain</b>	Standard
<b>Blade Bolts</b>	Hex Shaped	<b>Safety Deflectors</b>	Double Row Chains
<b>Warranty</b>	10-Year Gearbox Limited Warranty   1 1/2-Year Machine Limited Warranty (Contractors)   1 1/2-Year Machine Limited Warranty (Consumers)		

\*Measured at maximum transport height.

\*\*Measured at outside of wing skids.

†Gearbox rating based on field performance.



# FLEX-WING FEATURES

## FLEX-WING ROTARY CUTTERS

*Special features listed below may not be available on all models of Flex-Wings.*



***All Flex-Wings undergo extensive testing in all growth conditions to ensure each meets our demanding performance requirements.***



For long axle life, all pivot points have grease fittings and wear bushings.



A one-person operation, the tractor drawbar is easily backed into the Perma-Level hitch. Notice correct position of hitch.



The circular formed deck rings position outside of the blade carrier to reduce the possibility of a bent blade cutting the deck plate.



The Patented oil sight gauge takes the guess work out of checking the oil. In less than 10 seconds, all three cutting box oil levels can be checked and rechecked as often as you walk around the machine. Never climb onto the cutter again to check the gearbox oil levels.





The transport lock-up device is easily positioned to take the load off the hydraulic cylinder rod during transport.




The wing skids are in two pieces for more economical replacement and the 45 degrees of up- turn allows the skid to float over the ground instead of gouging in. This prevents possible damage to the sideband.



The quick detach shields allow easy access to the driveline clutch and grease fittings.



Highway lights are standard equipment. Lights provide flashing and turn signals.



Each axle arm has a strategically placed spring cushion to absorb shock loads near the wheels.



The design of the wings adds exceptional strength in the gearbox stands without the use of exposed structure.



The "free wing float" slot allows the wing to float up and down without moving the hydraulic cylinder rod. This extends the life of the cylinder components.

### ACRES MOWED PER HOUR\*

WIDTH OF CUT:	10'	10 ½'	11'	12'	14'	15'	17'	20'
2 MPH	2.0	2.1	2.2	2.4	2.8	3.0	3.4	4.0
3 MPH	3.0	3.2	3.3	3.6	4.2	4.5	5.0	6.0
4 MPH	4.1	4.2	4.4	4.9	5.8	6.2	6.8	8.3
5 MPH	5.0	5.3	5.5	6.0	7.0	7.5	8.6	10.0
6 MPH	6.0	6.3	6.6	7.1	8.2	9.0	10.3	12.0
7 MPH	7.0	7.4	7.7	8.4	9.8	10.6	12.0	14.0
8 MPH	8.0	8.5	8.9	9.6	10.6	12.0	13.7	16.0

\*Above acres per hour have already been reduced by 17% to allow for overlaps, turns, and rest breaks.



*Which Flex-Wing*

**ROTARY  
CUTTER**

*is right for you?*

**SOMETIMES, CHOICES ARE AS TOUGH AS OUR ROTARY CUTTERS,  
BUT DON'T WORRY – WE'RE HERE TO MAKE TOUGH JOBS SIMPLE.**



**OPEN HERE FOR A SIDE-BY-SIDE COMPARISON OF 'BUSH HOG'S'  
'FLEX-WING MODEL FEATURES AND SPECIFICATIONS**







# BUSH HOG® FLEX-WING ROTARY CUTTERS

## SPECIFICATION COMPARISON CHART

	1812	1815	2215	2810	2815	3810	3815	4815	2814	2820
<b>CUTTING WIDTH</b>	12'	15'	15'	10' 6"	15'	10' 6"	15'	15'	13' 6"	20'
<b>CUTTING HEIGHT</b>	2" – 14"	2" – 14"	2" – 14"	2" – 14"	2" – 14"	2" – 14"	2" – 14"	2" – 14"	2" – 14"	2" – 14"
<b>CUTTING CAPACITY</b>	1½"	2½"	3½"	4"	4"	4½"	4½"	4½"	3"	3"
<b>TONGUE WEIGHT (LB)</b>	1,086	1,623	1,503	N/A	1,866	1,936	2,108	2,108	2,719	2,719
<b>TOTAL WEIGHT (LB)</b>	3,127	4,284	4,584	5,259	5,343	5,761	6,036	6,135	7,052	7,052
<b>DECK THICKNESS, CENTER (GA)</b>	10	10	10	11/7	11/7	11/7	11/7	11/7	11/10	11/10
<b>DECK THICKNESS, WINGS (GA)</b>	10	10	10	7	7	7	7	7	10	10
<b>SIDEBANDS</b>	1/4" x 11½"	1/4" x 12"	1/4" x 13½"	1/4" x 13½"	1/4" x 13½"	1/4" x 13½"	1/4" x 13½"	1/4" x 13½"	1/4" x 13½"	1/4" x 13½"
<b>TRANSFER GEARBOX (HP)</b>	160	160	250	250	250	250	250	250	250	250
<b>CUTTING GEARBOX (HP)</b>	65	130	210	225	225	225	225	225	225	225
<b>GEARBOX WARRANTY (YRS)</b>	10	10	10	10	10	10	10	10	10	10
<b>INPUT DRIVELINE</b>	Category 4	Category 5	Category 6	Category 6	Category 6	Category 6	Category 6	Category 6	Category 6	Category 6
<b>CUTTING DRIVELINES</b>	Category 3	Category 4	Category 4	Category 4	Category 4	Category 5	Category 5	Category 5	Category 5	Category 5
<b>TRACTOR PTO SPEED</b>	540	540 or 1,000	540 or 1,000	540 or 1,000	540 or 1,000	540 or 1,000	540 or 1,000	540 or 1,000	540 or 1,000	540 or 1,000
<b>MINIMUM TRACTOR PTO HP</b>	50	60	60	60	60	60	60	70	90	90
<b>BLADE HOLDER</b>	11ga Oval	7ga Round	7ga Round	7ga Round	7ga Round	7ga Round	7ga Round	7ga Round	7ga Round	7ga Round
<b>BLADES</b>	1/2" x 3"	1/2" x 4"	1/2" x 4"	1/2" x 4"	1/2" x 4"	1/2" x 4"	1/2" x 4"	1/2" x 4"	1/2" x 4"	1/2" x 4"
<b>BLADE TIP SPEED (FPM)</b>	14,504	15,000	16,286	16,268	16,268	16,286	16,268	16,268	15,936	15,936
<b>DEFLECTOR TYPE</b>	Single or Double Chains	Single or Double Chains	Single or Double Chains	Single or Double Chains	Single or Double Chains	Single or Double Chains	Single or Double Chains	Single or Double Chains	Single or Double Chains	Single or Double Chains
<b>TIRES</b>	Laminated Pneumatic Foam-Filled	Laminated Pneumatic Foam-Filled	Laminated Pneumatic Foam-Filled	Laminated Pneumatic Foam-Filled	Laminated Pneumatic Foam-Filled	Laminated Pneumatic Foam-Filled	Laminated Pneumatic Foam-Filled	Laminated Pneumatic Foam-Filled	Laminated Pneumatic Foam-Filled	Laminated Pneumatic Foam-Filled





IF IT DOESN'T SAY  
**BUSH HOG**®  
IT JUST WON'T CUT IT™

2501 Griffin Avenue, Selma, Alabama 36703

Tel: 800-363-6096 | Fax: 334-874-2701



**BushHog.com**



**CONTENT DISCLAIMER:**

The products and information contained in this literature are subject to change without notice. Bush Hog® reserves the right to improve our products and make changes to specifications, designs, and standard equipment without notice. For additional product information, please visit Bush Hog®'s website or see your dealer for complete details.