



TR SERIES



WE'D LIKE TO UNLOAD THESE. NOW.

When you build the fastest-unloading trailers in the industry, you don't have to work too hard to get rid of them. Especially when they're hand-built to handle the brutal demands of life on the farm. Get yourself one and get on with it.

TR3206-8

LENGTH 32'
WIDTH 8'
HEIGHT 6'
CAPACITY 1792 CU. FT.

STANDARD FEATURES



12
GAUGE
STEEL WALLS



HIGH-STANDARD
WR78
BIG
BARREL
FLOORCHAIN

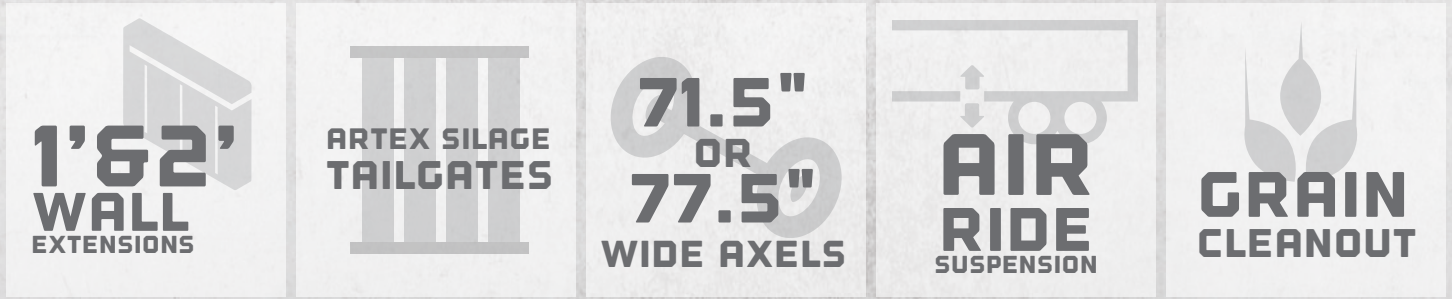


FULL
REAR
MUD FLAPS




SUPER
SLIDE
POLY FLOOR

PRODUCT OPTIONS



COLOR OPTIONS



TR SERIES SILAGE TRAILERS

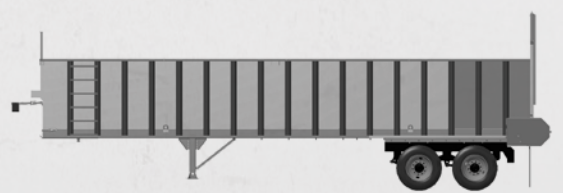
TR300b-8

LENGTH 30' WIDTH 8'
HEIGHT 6' CAPACITY 1680 CU. FT.



TR360b-8

LENGTH 36' WIDTH 8'
HEIGHT 6' CAPACITY 2016 CU. FT.



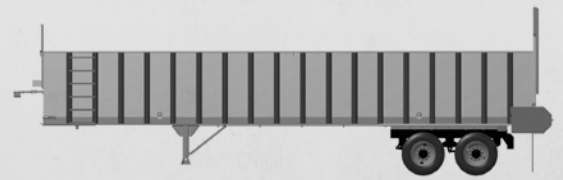
TR320b-8

LENGTH 32' WIDTH 8'
HEIGHT 6' CAPACITY 1792 CU. FT.



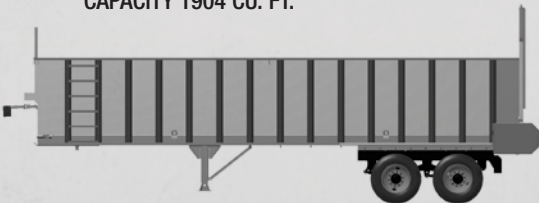
TR380b-8

LENGTH 38' WIDTH 8'
HEIGHT 6' CAPACITY 2128 CU. FT.



TR340b-8

LENGTH 34' WIDTH 8'
HEIGHT 6' CAPACITY 1904 CU. FT.



TR400b-8

LENGTH 40' WIDTH 8'
HEIGHT 6' CAPACITY 2240 CU. FT.



* ALL MODELS ALSO AVAILABLE WITH A 5' WALL

