



Since 1948

IntelliShuttle®

Box Scraper



Handles your manure from alley to reception pit up to 460 ft. (140 m)!


- For slurry manure with chopped straw, sawdust or sand-laden bedding.
- Features **SmartSense®** Expert Control Panel with easy-to-understand pictorial icons.
- Drive unit design includes technology for precise scraper automation!
- Shuttle box features AR400 (abrasion-resisting) steel bottom plates for longer life.
- Mechanically activated swinging door.
- Cross gutter:
Width: 36 inches (914 mm).
Depth: Minimum 34 inches (864 mm).
- Customized to fit your operation with up to 5 shuttle boxes per drive unit.
- End wheel is designed for mounting on end or can be adapted to side walls for easy removal and service.




Drive Unit




Control Panel



End Wall Mount Wheel



Shuttle Box Scraper



Side Wall Mount Wheel

**Efficient, Simple to Operate,
Easy to Maintain!**

MANURESOLUTIONS

www.patzcorp.com

SmartSense® Expert Control Panel

Provides the quality and safety features you want for your employees and family.

- Fiberglass enclosure.
- Easy-to-use, 4.3" (109 mm), color touch screen display.
- 3 operational modes: MANUAL, CONTinuous and AUTOMATIC (schedule up to 12 cycles per day).
- Easy-to-understand pictorial icons.
- Easy-to-use, quick-connect electric cables with pre-wired junction box.
- Integrated LOCK-OUT/TAG-OUT power disconnect lever.
- Black plastic manual box included to protect Operator's and Parts Manuals from the environment.



Save steps and labor when you control all functions of the **IntelliShuttle®** at the SmartSense® Control Panel.
Box Scraper



UL/cUL certified!



Available in:
1Ø or 3Ø, 230 V power, 50/60 Hz.
Higher voltage option available.



SmartSense® Control Panel features a user-friendly touch screen.

**Work Smarter,
Not Harder!**

Keep your livestock clean and healthy by installing the IntelliShuttle® with your choice of IntelliChain® or IntelliCable® Alley Scrapers.



**FLEXIBLE PAYMENT
PLANS AVAILABLE.
ASK FOR DETAILS.**

Patz®

Since 1948

CAUTION: Never operate Patz equipment without all shields and guards in place. Safety is no accident. Before operating any piece of equipment, be sure to read and understand the operator's manual. This manual should be kept with the machine at all times. Additionally, make sure all safety shields and devices are functioning properly and are securely in place.

For some photos in this brochure, guards were removed for photographic purposes only to allow viewing of the equipment features. Before operating equipment, all guards must be in place. Because Patz continually improves and updates products, Patz reserves the right to change the construction of machines or attachments or any part thereof without incurring any obligation to make like changes on Patz machines, or attachments previously delivered. Specifications and prices subject to change without notice.



Proven Performance You Can Count On!

Patz Corporation

917 Business 141, POB 7 • Pound, Wisconsin 54161-0007

Ph: (920) 897-2251 • Fax: (920) 897-2142

www.patzcorp.com • info@patzcorp.com

PA-26732 Rev. 11/14 ©2013-2017 Patz Corporation Printed in U.S.A.



**The name generations
of farmers have
entrusted with their
feed and manure
handling needs!**