

ROLL-BELT™ SERIES ROUND BALERS

Roll-Belt™ 450 | Roll-Belt™ 460 | Roll-Belt™ 560



Outstanding capacity, innovation and density.

New Holland's leadership in hay and forage equipment stems from a passion to provide you with equipment that makes your jobs easier, more efficient and more profitable. That's exactly what the latest generation of Roll-Belt™ Series round balers delivers. Adjustments and routine servicing are designed with simplicity in mind. A wide array of models feature wide, durable pickups and smooth feeding systems that give you increased capacity to bale faster than ever. Innovative Precision Land Management (PLM™) solutions like IntelliBale™, in-cab density control, and factory moisture sensing help you make more informed decisions on-the-go.

Density is the difference

Livestock producers and haymakers alike understand that return on investment is more than just a financial calculation. It's how everyday agronomic decisions impact their bottom line today, tomorrow, and in the future. That's why bale density matters. Regardless of whether you're baling dry hay or heavy silage, slippery straw or coarse cornstalks, Roll-Belt round balers deliver the bale density you expect. Dense bales result in savings that you can take to the bank, by reducing soil compaction, minimizing plant damage for faster regrowth, improving tonnage in the next cutting, lowering your operating costs and time, and enhancing animal health through greater retained forage quality.



**PROUDLY MADE IN
NEW HOLLAND, PA**



Proudly built in New Holland, Pennsylvania

Our 341-acre campus in New Holland, Pennsylvania serves as our North American headquarters and global Center of Excellence for Hay and Forage. Here, the expertise of our engineering, research and development, marketing, and manufacturing teams come together to build round balers alongside other products like small square balers and Discbines® — all with haymakers like you in mind.



The right Roll-Belt™

Whether you're a part-time farmer occasionally baling 20 acres, or a custom operator with 20 customers, there's a Roll-Belt round baler to suit your needs.

Model	Bale Size	Dry Hay Capable	Silage Capable
Roll-Belt 450 – Hay Special	4' x 5'	●	–
Roll-Belt 450 – Silage Special		●	●
Roll-Belt 450 – Bale-Slice™		●	●
Roll-Belt 450 – SuperFeed™		●	●
Roll-Belt 450 – CropCutter®		●	●
Roll-Belt 460 – Hay Special	4' x 6'	●	–
Roll-Belt 460 – Silage Special		●	●
Roll-Belt 460 – SuperFeed™		●	●
Roll-Belt 460 – CropCutter®		●	●
Roll-Belt 560 – Specialty Crop	5' x 6'	●	–
Roll-Belt 560 – Bale-Slice™ PLUS		●	●
Roll-Belt 560 – Specialty Crop PLUS		●	●

● Suitable – Not Suitable

A legacy of baling innovation.

Like the sprawling taproots of alfalfa, New Holland's presence in farming runs deep. However, the heartiest roots reside at the stem of the plant. At New Holland, haymaking is at the core of our heritage — it's our DNA.

1974: New Holland's first round baler, the model 850, was introduced. Two years later, the 845 was added offering a smaller bale size to meet rising demand for round balers on smaller farms.

1978: The 851 and 846 offered a bale counter, a bale size indicator, and a full bale alarm for easier operation. With a continuous PTO on the 852 one year later and Auto-Wrap™, these were the most automated balers on the market.

1982: The new 849 and 855 and the models that followed featured a steel floor roll for faster core starts and air springs for density control. The first Bale Command™ monitor along with FastNet™ resulted in faster, simpler baling.

1989: The Roll-Belt™ 630 was introduced for smaller farmers and marked New Holland's first baler to use belts instead of chains for bale formation.

1974



1978



1982



1989



1991



1991: From the pickup to the belts, the Roll-Belt 650 and 660 were an all-new design. The 640 was added a year later along with a Silage Special model for high-moisture haymakers.

1995: The Roll-Belt 4 Series was introduced along with the innovative Bale-Slice™ System on the 664.

1998: The Roll-Belt 8 Series set new standards in productivity and bale quality with five bale-forming rollers, endless belts, and redesigned drivelines. The CropCutter® rotary cutting system was introduced on the 658.

2002: The BR Series sported all-new styling and offered eight models in five sizes. The XtraSweep™ pickup was the widest in the industry. These balers became the BR-A Series in 2005.

2007: The BR7000 Series was introduced one year after building the 200,000th round baler. For baling in the toughest conditions, the Specialty Crop configuration first appeared in 2009 on the BR7090.

2013: The award-winning Roll-Belt 560 ushered in a new generation of balers. Additional models followed in 2014 along with the SuperFeed™ rotor feeder system. Notable features included new styling with gull-wing doors, simplified wrapping systems, ISOBUS capability, and award-winning IntelliBale™ baler automation.

1995



1998



2002



2007



2013



2021: A new dawn in haymaking

For more than 70 years, our red and yellow paint scheme has proudly stood for innovation and quality haytools. As a nod to our round baler heritage and a bold look to the future, new styling has been applied to our round baler balers. Our chain round balers from the 1970's and 1980's sported a yellow pickup, rims, and a greater presence of yellow on the side shields. By incorporating yellow paint on the frame of our newest balers, you get better visibility from an operational, service, and safety perspective. When combined with new Natural Flow decals first introduced in our BigBaler 340 High Density large square balers, these balers offer a bold new look to drive us forward in the field.



Designed with you in mind.

To ensure that you stay productive, Roll-Belt™ round balers have a wide array of standard features designed with you in mind. In fact, even base models come with more standard features than the competition. From new styling that provides you with greater visibility for improved safety and servicing to simple features that increase your productivity, like banked grease zerks and a standard hydraulic pickup lift, you can rest assured that you'll be ready to roll as soon as the conditions are right.




- 1 Lightweight gull-wing style side doors and front shield open vertically to provide full access to the baler.
- 2 Heavy-duty flange bearings deliver extra-reliable performance and tailgate closing guides are always included unlike some competitive balers.
- 3 Yellow-painted chassis is a nod to New Holland round baler heritage, but also provides you with greater visibility from an operational, service, and safety perspective.
- 4 Daily maintenance is fast and easy. All models are outfitted with clearly-labeled grease and chain lubrication decals. Even better, banked grease zerks offer ground-level service for hard-to-reach components.
- 5 To ensure the baler's height is matched perfectly with your tractor, an adjustable hitch is standard. For added safety and to prevent hay from catching the pin, a top-locking hitch pin is provided.
- 6 No-tool adjustable gauge wheels ensure that you pick up all your valuable crop. Castering gauge wheels follow ground contours and guide the pickup smoothly on sharp turns.



All power. No hassle.

A premium cut-out clutch is standard on all models. Unlike a slip-clutch, this clutch maintains power and remains cool while baling. When it needs to protect the baler's driveline, power is immediately cut-out without slip. To restart, simply lower the speed or restart the PTO to lock the clutch, and then get back to baling.



- 7** Peace of mind is knowing that a tied bale is ready to eject. The front-load tying system lets you see the net and twine as it's applied and check supplies with a quick glance.
- 8** For non-stop performance and protection, every model is equipped with a premium, maintenance-free cut-out clutch.
- 9** The factory-supplied support keeps hoses and wires clear of the driveline and pinch points, allowing you to make sharp, worry-free turns.

- 10** Hydraulic pickup lift is standard on all models. A hand crank provides mechanical lift if needed and serves as a pickup down stop so that it returns to your preset height.
- 11** To increase pickup capacity and performance, all models feature a heavy-duty steel roller and tine windguard to provide smooth crop flow and prevent bunching.
- 12** To protect the finished bale and prevent rollback, a spring-loaded bale ramp is standard equipment. An active hydraulic ramp option is available on Roll-Belt 560 models.

Leave nothing but bales behind.

Building perfect square-shouldered bales starts with a pickup that delivers a clean sweep and reliable feeding. That's why all Roll-Belt™ pickups are designed to be tough, with strong tine bars and intermediate reel supports that resist bending. They deliver a clean sweep with a double-cammed reel drive, a heavy-duty steel roller and a tine windguard that improve both crop flow and capacity for positive, trouble-free feeding.



Standard four-bar 1.8M pickup

Exclusive to Hay Special models, this four-bar pickup features three plate-type reel spiders and four tubular-steel tine bars that are over one-inch in diameter for extra strength. The 112 five-millimeter, five-coil tines have curved tips for a clean sweep and are shot peened for added durability.

Heavy-duty five-bar 1.8M or 2.0M pickup

The heavy-duty five-bar pickup featured on all non-Hay Special models delivers up to 25% more capacity than the four-bar pickup. The ultra-reliable reel features five bar stock solid-steel tines and plate-type reel spiders. Up to 160, six millimeter, curved, rubber-mounted tines provide the utmost durability in the heaviest windrows.

Roll-Belt™ Version	Hay Special	Silage Special	Bale-Slice™	SuperFeed™	CropCutter®	Specialty Crop
ActiveSweep™ standard-duty 1.8M 4-bar pickup	●	—	—	—	—	—
ActiveSweep™ heavy-duty 1.8M 5-bar pickup	○	●	● 450	—	—	—
ActiveSweep™ heavy-duty 2.0M 5-bar pickup	—	—	● 560	—	—	●
SuperFeed™ heavy-duty 2.0M 5-bar pickup	—	—	—	●	—	—
CropCutter® heavy-duty 2.0M 5-bar pickup	—	—	—	—	●	—

● Standard ○ Optional — Not available


ActiveSweep™ feeder and augers

Bulky windrows require a feeding system that can easily match the pickup's capacity. On ActiveSweep™ models, the feeder and auger are part of an in-line design, which means they operate on a common shaft, requiring fewer moving parts and offering greater reliability. The 14-inch diameter feeder remains in a fixed position while tines arranged in a W-shaped pattern smoothly move material into the chamber. On the sides, large infeed augers are timed with the feeder to ensure maximum capacity and evenly-filled bale edges, resulting in square-shouldered bales time and time again.



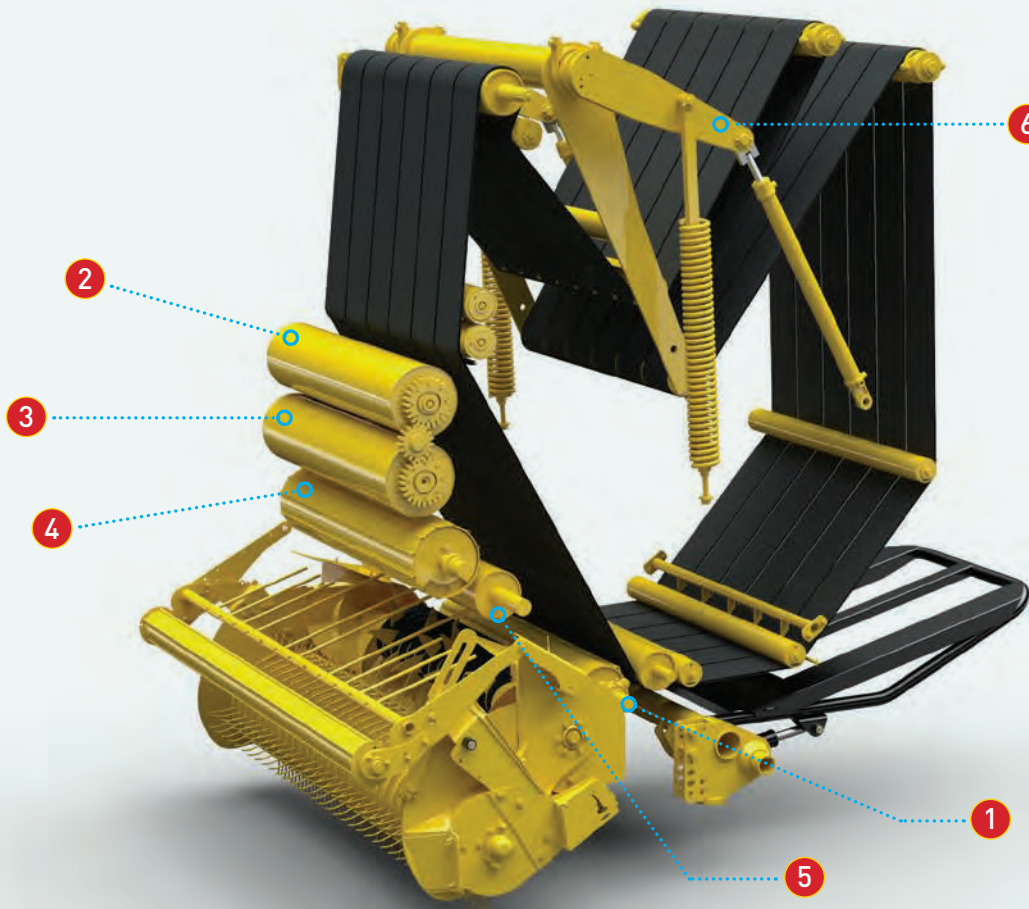
SuperFeed™ and CropCutter® undershot rotors

Designed for heavy silage crops, bulky straw, and coarse grass, undershot rotors found on SuperFeed™ and CropCutter® models lead to dense bales in difficult conditions. These versions move crop underneath a large, 18-inch diameter feeder using W-pattern tines to feed crop directly into the chamber without an intermediate feeder. Unlike other rotor designs, these large infeed augers are independent, positioned ahead to deliver crop in front of the rotor for smooth and consistent crop flow.



Innovation that packs payback.

The Roll-Belt™ design utilizes heavy-duty steel rolls in the front of the baler and in the floor of the bale chamber. These rolls are combined with short, tough belts in the back to deliver fast, consistent core formation and tight, uniform bales regardless of the crop you're baling. Saving you both time and money, this proven combination packs more of your valuable crop into each bale, forming some of the densest bales in the industry.



- 1 To deliver fast, consistent core starts and support the bale as it grows, the floor roll moves crop from the feeding system up into the chamber. This roll carries most of the bale's weight to reduce stress on the belts and lacings for longer life and lower maintenance costs. From here, belts carry crop up into the sledge frame rollers.
- 2 The core begins when the stripper roll turns the hay downwards, moving it into a D-shaped core in the chamber. To allow for full-diameter bales, the completed core rotates this roll forward.
- 3 The pivot roll acts as the pivot for the stripper roll above and its dimpled surface helps move crop to the fixed roll below. The gap between the pivot roll and the fixed roll allows net wrap to be applied from the front of the baler.
- 4 The fixed roll has slats to keep the hay rolling, turning it back towards the belts to complete the core.
- 5 The starter roll below the fixed roll supports the core in the chamber. Its smooth surface eliminates interference as crop is turned towards the belts.
- 6 To maintain belt pressure as the bale grows, the take-up arm assembly moves to expand the chamber.



Simple density controls

For superior bale shape and density, a hydraulic valve creates pressure to tension the belts that manage bale density. When equipped with manual density controls, you can make simple adjustments on the density cylinder and monitor density with the convenient sight gauge mounted near the front of the baler. To save time when moving from dry grass to heavy, wet silage, in-cab density controls are also available that allow you to adjust density on-the-go with the monitor. For rock-hard bales, an in-cab HD density system is offered to equip a baler with twin cylinders, resulting in 5% more density than the single cylinder system.

Models	450	460	450	460	450	560 PLUS	450	460	450	460	560	560 PLUS
Version	Hay Special		Silage Special		Bale-Slice™		SuperFeed™		CropCutter®		Specialty Crop	
Manual density	●	—	—	—	—	—	—	—	—	—	—	—
In-cab density	○	●	●	●	●	—	●	●	●	●	—	—
Manual HD density	—	—	—	—	—	—	—	—	—	—	●	—
In-cab HD density	—	○	○	○	○	○	○	○	○	○	○	●

● Standard ○ Optional — Not available

Belt choices

Durable, proven belts are offered with impressive driving force to keep both you and the bales you're making rolling, regardless of crop and conditions.



Mini-Rough-Top (MRT) belts with standard-duty lacing or heavy-duty plate lacing

For a sure grip and gentle handling, these seven-inch wide belts provide 90% surface contact across the full bale to reduce crop loss. Hay Special balers are equipped with standard Clipper® fasteners and pin lacing, while 460 Hay Specials can be upgraded to a premium MATO, high-strength fastener and pin lacing.

Premium endless belts

For ultimate durability and low maintenance, premium endless belts are standard on all non-Hay Special balers and optional on Specialty Crop balers. Since these belts are splice-free, they require zero lacing maintenance. Their sealed-edge construction enhances side-to-side rigidity, reduces tearing, and prevents edge fraying. The self-cleaning surface pattern is designed to release crop material and deliver a firm yet gentle grip. These belts are so dependable, they are backed by a three-year or 15,000 bale New Holland factory warranty.

Fast and reliable wrapping systems.

A dense bale requires a wrapping system capable of keeping it that way. Regardless of whether you equip your baler with a net and twine wrapping system or net only, you'll get fast, reliable, and tight wrapping. Balers with both systems give you the flexibility to choose your preferred tying method for a given crop, custom operations, or to save net when tying off a partial bale.

Models	450	460	450	460	450	560 PLUS	450	460	450	460	560	560 PLUS
Version	Hay Special		Silage Special		Bale-Slice™		SuperFeed™		CropCutter®		Specialty Crop	
Net and twine	●	●	●	●	—	—	●	●	●	●	●	●
Net only	○	○	○	○	●	●	○	○	○	○	○	○

● Standard ○ Optional — Not available

Easy threading

Twine is routed from the twine box along the right side of the baler to the twine tubes. A threading bar provides easy access to the threading guides. After tying and threading, simply raise the threading bar to the operating position. Six active balls of twine can be loaded on Roll-Belt™ 450 and 460 models, while 560s can use eight active balls by removing the dividers.



Smart twine design

The twine mechanism features dual tubes that pivot on a single mount to feed twine into the bale chamber. A low-amperage motor provides smooth actuation and dynamic twine spacing changes.



EdgeWrap™ Net Wrap System

The short, efficient net path into the chamber makes the EdgeWrap™ net wrapping system reliable and fast. As a result of a short path, six seconds is all it takes to wrap a bale.* To provide over-the-edge coverage even with standard width net, this system is wider than the chamber for enhanced bale protection and shape.

*2.5 wraps on a 70" diameter bale at PTO speed



Easy front-load system

The front-load system makes it easy to load an active roll of net and provides you with peace of mind knowing that each bale has been properly wrapped before ejection. The net tube is designed to pivot down and forward so that the roll is at the perfect height for loading. A net stuffer tool is found below the system along with a helpful decal that illustrates how to load the roll. Two spare rolls of net can be stored on the baler for your added convenience.



Wrapping cycle



1 The wrapping cycle automatically begins when the bale reaches full size.



2 Net wrap is applied to the bale when the duckbill pivots into the chamber.



3 Once the net wrap is applied, the duckbill returns to the home position.



4 The net knife cuts upward, leaving a clean-cut end.



Precision tools that improve you.

Whether you're using the latest tractors and technology or no-frills classic iron, Roll-Belt™ round balers offer you a host of precision solutions to improve your baling experience. From intuitive monitors to productivity-enhancing Precision Land Management (PLM™) solutions like IntelliBale™, you'll work smarter and faster than ever before.



Bale Command™ II PLUS Monitors

For an easy-to-use, non-ISOBUS interface, Bale Command™ II PLUS monitors provide deluxe wrap controls. These monitors have a sleek design, enhanced graphics, and a soft-touch keypad that places key baler functions at your fingertips. The screen is uncluttered, and information is easy to read, with large bale shape indicators so that you can keep an eye on the windrow. Standard functions include four pre-programmed wrap patterns, one custom wrap pattern, twine arm control, 20 resettable bale counts, and compatibility with numerous dealer-installed accessories.



ISOBUS baler with IntelliView™ IV display

If you desire a premium baler interface, but your baling tractor doesn't have ISOBUS compatibility, you can equip your Roll-Belt baler with ISOBUS capabilities and a dedicated IntelliView™ IV display and wiring harness. This 10.4" display is full color with a touchscreen. Ask your New Holland dealer for more details.

Reduce fatigue with IntelliBale™ baler automation

Automate your round baling functions to help reduce your fatigue and produce more uniform bales during long days of baling. ISOBUS-equipped balers partnered with tractors that have ISOBUS Class 3 capability communicate with one another through IntelliBale software to perform specific functions. Once the target bale size is reached, this system will automatically stop the tractor and wrapping will activate. After the bale is wrapped, the tailgate will automatically raise and lower. Simply shuttle forward and get back to focusing on filling, moisture, and the row ahead.



Awarded one of the top 50 agricultural machinery product innovations by the American Society of Agricultural and Biological Engineers (ASABE).



Activate IntelliBale™ on the monitor and bale like normal.





ISOBUS electronics without a display

If your baling tractor is equipped with the latest ISOBUS technology, you can order any Roll-Belt round baler with premium ISOBUS electronics and no monitor. This solution allows you to display the baler's functions on compatible tractor displays to eliminate the need to install wiring or an additional monitor and also reduce cab clutter.



Factory-equipped moisture sensor


Access to real-time information is beneficial when baling. With the factory-installed moisture sensor option, highly-accurate moisture reading from 7% to 60% will display on the Bale Command II PLUS monitor or ISOBUS display. In addition to real-time bale moisture, you will have access to last bale average moisture and customizable alarms to alert you when differences in crop moisture are detected. When a damp windrow persists, you can choose to move on to another windrow or continue baling and set the damp bales aside.

In-cab density and core control system

Whether you need rock-hard bales that hold up to handling and shed rain or bales with a softer core so that your livestock can easily tear them apart in a feed ring, you get complete control with the in-cab density and core control system. With these controls, you can choose the bale core diameter and density as well as the density of the bale's outer shell.



Scan to watch in-cab density and core controls in action.



Once your target bale size is reached, IntelliBale automatically stops the tractor, wraps the bale, then opens and closes the tailgate.




To resume baling, shuttle forward with the tractor's column-mounted shuttle lever or with the CommandGrip™ multifunction handle.

Built to bale without compromise.

Whether you're a primarily dry hay producer opting for a **Hay Special** baler, or you need the added performance of a **Silage Special** model for high-moisture conditions, rest assured that crop capability, rugged performance, and durability are standard. From the premium cut-out clutch for added protection to the standard spring-loaded bale ramp, these balers continue to deliver legendary performance coupled with the latest precision solutions, heavy-duty components, and options you need to get bales made when your hay is ready.

Models	Hay Special	Silage Special
Mini-Rough-Top laced belts	●	—
Premium endless belts	—	●
Dual sledge frame chopping rolls	—	●
Dual tailgate chopping rolls	—	●
Looped serpentine arm roller	—	●
Starter roll rake DIA kit	○	○

● Standard ○ Optional — Not available




Hay Special

Dry hay is an essential feed component on countless livestock operations and that's exactly what Hay Special models are built for. Choose between a 1.8M standard four-bar pickup or the heavy-duty five-bar pickup that are both a full 71-inches wide from tine-to-tine to gather all your crop. When rain is in the forecast, you can quickly bale up slick, dry grass or tangled alfalfa thanks to the ActiveSweep™ continuous rotary feeder that relentlessly moves crop from the pickup into the chamber. Dependable Mini-Rough-Top (MRT) laced belts keep hay rolling with plenty of grip even as the surface wears. Clipper® lacing is standard, but Roll-Belt 460 Hay Specials can be upgraded to premium MATO-plate style lacing and pins for a stronger splice.


Silage Special

If you're a dairy or livestock farmer making silage hay, you know that means heavy, high-moisture crop. At New Holland, we know that means you need a baler that can quickly and effectively pick up and feed wet hay and make a dense bale to help maximize fermentation and prolonged forage stability. Roll-Belt™ Silage Special balers are ready for the task. In fact, they're not an add-on kit — they're built to deliver real performance in tough conditions while still being more than capable of making dry hay bales, too. While these balers are outfitted with heavy-duty five-bar pickup reels standard and the same high-capacity overshot ActiveSweep feeder, that's where the similarities end.



Dual tailgate chopping rolls

To remove sticky buildup from the back of the belts, dual chopping rolls on the tailgate are standard to keep your Silage Special rolling in the most difficult silage conditions.



Premium endless belts

For maximum performance and durability, Silage Special versions feature premium endless belts. The horizontal rib design is self-cleaning for constant grip and being splice-free means zero lacing maintenance.

Slice up the benefits.

For even denser bales that are simpler to feed and easier for livestock to digest, select the New Holland-exclusive **Bale-Slice™ system available on Roll-Belt™ 450 and 560 models**. According to a university-conducted Bale-Slice study, the average weight gain among yearling heifers fed sliced bales was 23% greater than those fed unsliced silage bales. Those are benefits that directly impact your bottom line.




How it works

The Bale-Slice system features a unique segmented starter roller with replaceable knives. After the core is formed, these knives extend to slice the bale as it turns inside the chamber. These knives automatically retract to finish the bale with an uncut outer shell for uncompromised handling and weathering. The result? Less horsepower consumption compared to balers with rotary cutting systems, bales that are 14% denser than unsliced bales, and easier feeding.

See the benefits

- 1 The bale's core remains uncut to provide strength for formation and spearing.
- 2 Bale-Slice produces an average material cut length of six inches. How much of the bale is cut between the core and outer layer is up to you.
- 3 The bale's outer layer is left uncut to ensure bales remain strong and weather-resistant.



Completely capable in high-moisture conditions

Make no mistake. Even though Bale-Slice models don't wear the Silage Special decal, they're 100% silage-capable. These balers are equipped with the same specialized silage rollers, scrapers, and endless belts as Silage Special models, which makes them capable of baling both wet and dry crops.

560 Bale-Slice™ PLUS

To withstand making larger, heavier bales, Roll-Belt 560 Bale-Slice PLUS models feature a heavy-duty main drive gearbox with #100 Diamond®-brand chain and a 1000-rpm constant velocity driveline. To deliver increased power, the main gearbox is heavier-duty, and the right-side drive shaft diameter is over 1 3/4" larger, with extra support and bigger bearings for the triple-drive-sprocket.

Models	450 Bale-Slice™	560 Bale-Slice™ PLUS
Premium endless belts	●	●
Dual sledge frame chopping rolls	●	●
Dual tailgate chopping rolls	●	●
Looped serpentine arm roller	●	●
EdgeWrap™ net wrap system	●	●
Heavy-duty driveline	—	●

● Standard ○ Optional — Not available






Superior feeding and crop cutting.

Get ultimate feeding capacity with **Roll-Belt™ 450 and 460 SuperFeed™ and CropCutter® balers**. These balers feature large, 18-inch diameter undershot rotors that feed difficult-to-handle crops directly into the chamber with power and ease. Unlike some competitive designs, no secondary feed rotor is required, which virtually eliminates the risk of crop stalling after the rotor.




Convenient hydraulic drop floor

Both SuperFeed and CropCutter systems are designed with a standard hydraulic drop floor that can be lowered if debris or a crop plug enters the baler. Simply lower the floor from the tractor seat, then re-engage the PTO to lock in the cut-out clutch to allow the plug to clear easily. If a more difficult blockage is encountered, both models can be outfitted with hydraulic rotor reversing as a dealer-installed accessory. A manual reversing bar is stored on the back of the tailgate.




CropCutter® rotary cutting system

If you're looking for the ultimate way to make dense bales, bales that easily break apart in your TMR or during bedding, maximum feed efficiency, or a mix of all the above, look no further than the CropCutter rotary cutting system. This system uses 15 spring-protected knives that pre-cut crop before entering the chamber into uniform, two-and-a-half-inch lengths during the entire bale formation process. Deciding to cut or not cut is as simple as activating the tractor's hydraulic remote. Smaller particle lengths result in greater bale density as more crop is packed into each bale. Additionally, bales are easier to break apart. For bales of hay in a TMR, this means improved ration mixing quality and less power. Bedding bales are easier to shake apart and more absorbent. At the feeder, your herd's consumption can improve as feed is easier to chew, which helps reduce waste and sorting at the same time.



To help lower operating costs, knives can be resharpened, then reused. When cutting is not required, the provided knife blanks can be inserted in the floor. Knife removal is easy. With the tailgate open and locked, unlock the raised knives and simply lift them out. Knife blanks and knives are neatly stowed on the baler.



SuperFeed™ feeding system

When you need the power to feed the most difficult crops, but don't need the ability to cut, the SuperFeed rotary feeding system is the perfect choice for you. This system has the same size diameter rotor found in CropCutter models, but with single-point feeder tines and no knives in the floor. These tines are arranged in a W-pattern on a rotor shaft for uniform feeding from the pickup into the bale chamber. SuperFeed balers do just what their name says: power feed material. As the material comes off the pickup, instead of kicking it into the chamber like an overshot rotor, these versions pull the crop down under the rotor, then shove it directly up into the chamber, forcing crop directly into the bale just ahead of the floor roll. This positive, forced feeding shines in bulky crops like straw, but still handles dry hay and silage crops with ease.



Wide pickups to match the rotor's appetite

The pickup found on SuperFeed and CropCutter balers was designed to ensure that frequent turns, irregular-shaped fields, windswept windrows, and heavy crops weren't a limiting factor ahead of these hungry rotor feeder systems. Spanning 90-inches wide flare-to-flare, or 82-inches wide from tine-to-tine, this pickup delivers a clean sweep that's over six-inches wider than one leading competitor. This pickup features an ultra-reliable reel with five solid, bar-stock steel tine bars, and plate-type reel spiders. With 160, heavy-duty six-millimeter rubber-mounted tines, you're bound to pick up all your valuable crop.

Big on capacity, size and productivity.

Whether you're baling dry hay in the spring, slippery bulky windrows of straw in the summer, or coarse cornstalks in the fall, **Roll-Belt™ 560 Specialty Crop balers** deliver bales as big as their capacity. These all-purpose balers are built strong to handle tough conditions and pack a tight bale to enhance your productivity.



Special demands require a specialized baler

Specialty Crop balers deliver big capacity in difficult conditions. ActiveSweep™ models feature a 2.0M pickup to easily gather big windrows, while the all-steel roller windguard compresses material ahead of a heavy-duty five-bar reel. Crop moves quickly from the pickup to the bale chamber thanks to the high-capacity 14-inch diameter overshot feeder. Bale after bale, the Roll-Belt combination of steel rollers and premium laced belts with heavy-duty, plate-type lacing delivers solid, good-looking bales in any crop.

Fast unloading to maximize your productivity

When you measure success by how many bales are on the ground, every second counts. To maximize your productivity, Roll-Belt round balers feature one of the fastest tailgate cycle times in the industry. If your tractor has limited hydraulic flow, an optional belt declutch is available to stop the belts while unloading to prevent bale scuffing. Tractors with modern, high-flow hydraulics can adjust tailgate speed by altering remote valve flow.



A fast tailgate means nothing if the bale doesn't easily fall out of the chamber. Rest assured, the simple and reliable Roll-Belt design lets gravity do the work. With the Roll-Belt design, bales are formed with their center of gravity behind the centerline of the floor roll. This means when it's time to unload, bales naturally fall out of the chamber, unlike some competitive designs.



Ramp up the benefits

To protect finished bales from stubble damage, all Roll-Belt models, including the 560 Specialty Crop, come standard with a mechanical spring-loaded bale ramp to gently roll each bale on the ground and prevent bales from rolling back. For peace of mind, a bale ramp position sensor is available to display whether the bale ramp is up or down directly on the monitor. A hydraulically-actuated ramp is optional and tied directly to the tailgate cycle for added convenience.

A PLUS for added versatility.

Designed for a wide variety of demanding conditions, **Specialty Crop PLUS** models feature a heavier-duty driveline with a higher torque cut-out-clutch to deliver more power to the baler, PLUS enhancements for high-moisture baling that prevent crop accumulation, wrapping and virtually eliminate belt slippage.

PRODUCTIVITY

- 1 Bale with less maintenance. The constant velocity PTO has a 50-hour service interval, and a premium 1000-rpm cut-out-clutch can deliver up to 25% more torque to power through tough crops.
- 2 Eliminate belt lacing maintenance. Premium endless belts with a self-cleaning surface that maintain a constant grip are standard.

POWER

- 3 To deliver increased power, the main gearbox is heavier-duty, and the right-side drive shaft diameter is over 1 3/4" larger, with extra support and bigger bearings for the triple-drive sprocket.
- 4 Premium Diamond®-brand drive chain is upgraded from #80 heavy to #100 to power the belts. Plus, the fixed and starter roll drives are upgraded from #80 standard chain to #80 heavy chain, with thicker side plates to better resist stretching.





PERFORMANCE

- 5 Fully silage-capable, the Specialty Crop PLUS is outfitted with the same features as Silage Special balers, including a dual sledge frame, a rubber-covered spiral back wrap roll, and a tailgate nose chopping roll.



Canadian Signature Edition

A special Canadian Signature Edition is available exclusively on Roll-Belt™ 560 Specialty Crop PLUS models. These balers offer the same features, but come with a commemorative decal, all-yellow shields, and white rims.



Models		450	460	450	460	450	560 PLUS	450	460	450	460	560	560 PLUS
Version		Hay Special		Silage Special		Bale-Slice™		SuperFeed™		CropCutter®		Specialty Crop	
Bale Dimensions & Weights													
Width	in. (cm)	46.5 (118)	46.5 (118)	46.5 (118)	46.5 (118)	46.5 (118)	61.5 (156)	46.5 (118)	46.5 (118)	46.5 (118)	46.5 (118)	61.5 (156)	61.5 (156)
Diameter	in. (cm)	36-60 (91.5-152)	36-72 (91.5-182)	36-60 (91.5-152)	36-72 (91.5-182)	36-60 (91.5-152)	36-72 (91.5-182)	36-60 (91.5-152)	36-72 (91.5-182)	36-60 (91.5-152)	36-72 (91.5-182)	36-72 (91.5-182)	36-72 (91.5-182)
Max weight	lbs. (kg)	1200 (544)	1650 (748)	1800 (816)	2200 (997)	1800 (816)	2500 (1134)	1800 (816)	2300 (1043)*	1800 (816)	2300 (1043)*	2200 (997)	2500 (1134)
Baler Dimensions & Weights													
Overall width	in. (cm)	100 (253)	113 (288)	100 (253)	113 (288)	100 (253)	128.5 (326)	100 (253)	113 (288)	100 (253)	113 (288)	128.5 (326)	128.5 (326)
Overall length – tailgate closed	in. (cm)	175 (445)	189 (481)	175 (445)	189 (481)	175 (445)	189 (481)	175 (445)	189 (481)	175 (445)	189 (481)	189 (481)	189 (481)
Overall height – tailgate closed	in. (cm)	105 (267)	113 (288)	105 (267)	113 (288)	105 (267)	122 (310)	105 (267)	113 (288)	105 (267)	113 (288)	122 (310)	122 (310)
Estimated shipping weight	lbs. (kg)	6012 (2727)	6553 (2972)	6105 (2769)	6566 (2978)	6151 (2790)	7930 (3597)	6515 (2955)	6964 (3159)	6684 (3032)	7174 (3254)	7585 (3440)	7785 (3531)
Drives & Drivelines													
Minimum PTO requirement	hp	60	70	65	75	72	90	85	90	100	105	80	80
Oil-filled cut-out clutch		●	●	●	●	●	●	●	●	●	●	●	●
540	rpm	●	●	●	●	●	○	●	●	●	●	○	○
1000	rpm	—	—	—	—	—	●	○	○	○	○	●	●
Pickups													
Width – inside/tine-to-tine	in. (cm)	71 (180)	71 (180)	71 (180)	71 (180)	71 (180)	82 (208)	82 (208)	82 (208)	82 (208)	82 (208)	82 (208)	82 (208)
Width – outside/flare-to-flare	in. (cm)	79 (201)	79 (201)	79 (201)	79 (201)	79 (201)	90 (229)	90 (229)	90 (229)	90 (229)	90 (229)	90 (229)	90 (229)
ActiveSweep™ standard-duty 1.8M 4-bar pickup		●	●	—	—	—	—	—	—	—	—	—	—
ActiveSweep™ heavy-duty 1.8M 5-bar pickup		○	○	●	●	●	—	—	—	—	—	—	—
ActiveSweep™ heavy-duty 2.0M 5-bar pickup		—	—	—	—	—	●	—	—	—	—	●	●
SuperFeed™ heavy-duty 2.0M 5-bar pickup		—	—	—	—	—	—	●	●	—	—	—	—
CropCutter® heavy-duty 2.0M 5-bar pickup		—	—	—	—	—	—	—	—	●	●	—	—
14" overshot rotor		●	●	●	●	●	●	—	—	—	—	●	●
18" undershot rotor		—	—	—	—	—	—	●	●	●	●	—	—
Dual bolt-on gauge wheels		●	●	●	●	●	—	●	●	●	●	—	—
Dual no-tools gauge wheels		○	○	○	○	○	●	—	—	—	—	●	●
Dual no-tools castering gauge wheels		—	—	—	—	—	○	○	○	○	○	○	○
Bale Chamber													
Floor roll – overshot feeders	in. (cm)	8 (20.3)	8 (20.3)	8 (20.3)	8 (20.3)	8 (20.3)	8 (20.3)	—	—	—	—	8 (20.3)	8 (20.3)
Floor roll – undershot feeders		—	—	—	—	—	—	12 (30.5)	12 (30.5)	12 (30.5)	12 (30.5)	—	—
Forming rolls (3 rolls)	in. (cm)	10 (25.4)	10 (25.4)	10 (25.4)	10 (25.4)	10 (25.4)	10 (25.4)	10 (25.4)	10 (25.4)	10 (25.4)	10 (25.4)	10 (25.4)	10 (25.4)
Stripper roll	in. (cm)	10 (25.4)	10 (25.4)	10 (25.4)	10 (25.4)	10 (25.4)	10 (25.4)	10 (25.4)	10 (25.4)	10 (25.4)	10 (25.4)	10 (25.4)	10 (25.4)
Starter roll	in. (cm)	7 (17)	7 (17)	7 (17)	7 (17)	7 (17)	7 (17)	7 (17)	7 (17)	7 (17)	7 (17)	7 (17)	7 (17)
Bottom tailgate idler roll	in. (cm)	5.5 (14)	5.5 (14)	5.5 (14)	5.5 (14)	5.5 (14)	5.5 (14)	5.5 (14)	5.5 (14)	5.5 (14)	5.5 (14)	5.5 (14)	5.5 (14)
Factory moisture sensor (7-60% range)		○	○	○	○	○	○	○	○	○	○	○	○

● Standard ○ Optional — Not available *With optional in-cab HD density system

Models	450	460	450	460	450	560 PLUS	450	460	450	460	560	560 PLUS
Version	Hay Special		Silage Special		Bale-Slice™		SuperFeed™		CropCutter®		Specialty Crop	
Belts												
Mini-Rough-Top, standard-duty lacing	●	●	—	—	—	—	—	—	—	—	—	—
Mini-Rough-Top, heavy-duty plate lacing	—	○	—	—	—	—	—	—	—	—	●	—
Premium endless with sealed edges	—	—	●	●	●	●	●	●	●	●	○	●
Number of belts	6	6	6	6	6	8	6	6	6	6	8	8
Belt width in. (cm)	7 (18)	7 (18)	7 (18)	7 (18)	7 (18)	7 (18)	7 (18)	7 (18)	7 (18)	7 (18)	7 (18)	7 (18)
Belt length in. (cm)	343 (871)	421 (1068)	343 (871)	421 (1068)	343 (871)	421 (1068)	343 (871)	421 (1068)	343 (871)	421 (1068)	421 (1068)	421 (1068)
Wrapping Systems												
EdgeWrap™ net & twine	●	●	●	●	—	—	●	●	●	●	●	●
EdgeWrap™ net only	○	○	○	○	●	●	○	○	○	○	○	○
Bale Ramps												
Spring bale ramp	●	●	●	●	●	●	●	●	●	●	●	●
Hydraulic bale ramp & sensor	—	—	—	—	—	○	—	—	—	—	○	○
Bale ramp position sensor DIA kit	○	○	○	○	○	○	○	○	○	○	○	○
Operator Interfaces												
Bale Command™ II PLUS monitor	●	●	●	●	●	●	●	●	●	●	●	●
ISOBUS less display	○	○	○	○	○	○	○	○	○	○	○	○
ISOBUS & IntelliView™ IV display	—	—	—	—	—	○	—	—	—	—	○	○
Tire Options												
31 x 13.5-15	●	●	●	●	—	—	—	—	—	—	—	—
480/45-17	○	○	○	○	●	○	●	●	●	●	—	○
21.5L -16.1	—	○	—	○	—	●	—	○	—	○	●	●
550/45-22.5	—	○	—	○	—	○	—	○	—	○	○	○
560/45-R22.5	—	○	—	○	—	○	—	○	—	○	○	○

● Standard ○ Optional — Not available



Open your baling window with CropSaver™

When you treat hay with New Holland CropSaver™ hay preservative, you can bale at moistures up to 30% without worrying about heating or mold damage. That means you can start baling earlier and stay in the field later to finish on your schedule, no matter the weather conditions. CropSaver preservative also helps to maintain both the fresh smell and green color of hay, even after it's stored.



Scan to read more about the science of hay preservatives.



VALUE, SERVICE AND SOLUTIONS

There's a certain way of thinking that comes from living on a farm. Farming takes equal parts brain and brawn. Not to mention thick skin, calloused hands and a fair share of know how. Seasoned farmers know it helps to have equipment that's built by farmers, sold by farmers and used by farmers.

Support at every step. When you place your confidence in New Holland agricultural equipment, you get the finest in local support. Your New Holland dealer understands the many challenges you face and stands behind you at every step with the equipment, parts, service and financial solutions to make your job easier. Look to New Holland for a complete selection of equipment, including a full line of tractors, hay & forage equipment, harvesting, crop production and material handling equipment.

Quality parts and service. Turn to your New Holland dealer after the sale for expert, factory-trained service and genuine New Holland-branded parts. Your dealer has the very latest service updates and training to ensure your equipment keeps working productively season after season.

Financing solutions. Your New Holland dealer can tell you about smart ways to turn your financial challenges into opportunities with a portfolio of innovative financial services available through CNH Industrial Capital, including customized financing, leasing, insurance and the purchasing convenience of a Commercial Revolving Account.

For reliable equipment, parts and service — or just honest advice on farming and finance — turn to New Holland and your trusted New Holland dealer. We know. We're farmers, too.



We are proud to support the FFA.

Learn more at www.newholland.com



Design, materials and/or specifications are subject to change without notice and without liability therefor. Specifications are applicable to units sold in Canada, the United States, its territories and possessions, and may vary outside these areas.

© 2022 CNH Industrial America LLC. All rights reserved. New Holland is a trademark registered in the United States and many other countries, owned by or licensed to CNH Industrial N.V., its subsidiaries or affiliates. Any trademarks referred to herein, in association with goods and/or services of companies, other than owned by or licensed to CNH Industrial N.V., its subsidiaries or affiliates, are the property of those respective companies.



Safety begins with a thorough understanding of the equipment. Always make sure you and your operators read the Operator's Manual before using the equipment. Pay close attention to all safety and operating decals and never operate machinery without all shields, protective devices and structures in place.