

# Self-Propelled Telescopic Booms

S<sup>®</sup>-40 HF<sup>™</sup> and S-45 HF

Preliminary Specifications Subject to Change  
Effective Date: July, 2019

## Specifications

Models	S-40 HF		S-45 HF	
Measurements	US	Metric	US	Metric
Working height maximum*	45 ft 6 in	13.87 m	50 ft 6 in	15.39 m
Platform height maximum	39 ft 6 in	12.04 m	44 ft 6 in	13.56 m
Horizontal reach maximum	28 ft 11 in	8.81 m	34 ft	10.36 m
Below ground reach	1 ft	0.30 m	4 ft 2 in	1.27 m
<b>A</b> Platform length - 8 ft model	3 ft	0.91 m	3 ft	0.91 m
Platform length - 6 ft model	2 ft 6 in	0.76 m	2 ft 6 in	0.76 m
<b>B</b> Platform width - 8 ft model	8 ft	2.44 m	8 ft	2.44 m
Platform width - 6 ft model	6 ft	1.83 m	6 ft	1.83 m
<b>C</b> Height - stowed	8 ft 3 in	2.54 m	8 ft 3 in	2.51 m
<b>D</b> Length - stowed	26 ft 4 in	8.03 m	31 ft 1 in	9.47 m
<b>E</b> Width - high float tires	8 ft 5 in	2.56 m	8 ft 5 in	2.56 m
<b>F</b> Wheelbase	8 ft 1 in	2.46 m	8 ft 1 in	2.46 m
<b>G</b> Ground clearance - center	12.5 in	32.0 cm	12.5 in	32.0 cm

## Productivity

Lift capacity	600 lb	272 kg	600 lb	272 kg
Platform rotation	160° (70°/90°)		160° (80°/80°)	
Vertical jib rotation	—		133° (+79°/-54°)	
Turntable rotation	360° continuous		360° continuous	
Turntable tailswing	36 in	0.91 m	36 in	0.91 m
Drive speed - stowed	4.0 mph	6.4 km/h	4.0 mph	6.4 km/h
Maximum slope rating**	45%		45%	
Turning radius - inside	6 ft 9 in	2.06 m	6 ft 9 in	2.06 m
- outside	17 ft 3 in	5.26 m	17 ft 3 in	5.26 m
Controls	12 V DC proportional		12 V DC proportional	
Tires - high flotation	33/16LL 500, 10 ply, 19.5 in wheel		33/16LL 500, 10 ply, 19.5 in wheel	
Tilt sensor activation	front to back: 7° and side to side: 5°			

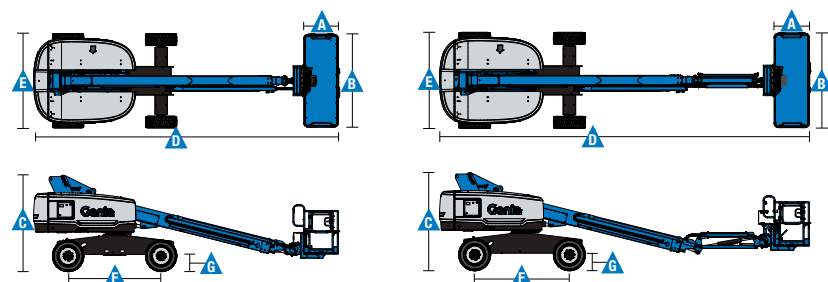
## Power

Power source	49 hp (35.79 kW) Perkins diesel T4f 404F-E22T 49 hp (36.54 kW) Deutz diesel T4f D2.9L4 60hp (44.74kW) Ford gas/LPG MSG425			
Auxiliary power unit	12 V DC		12 V DC	
Hydraulic tank capacity	38 gal	144 L	38 gal	144 L
Fuel tank capacity	35 gal	132 L	20 gal	76 L

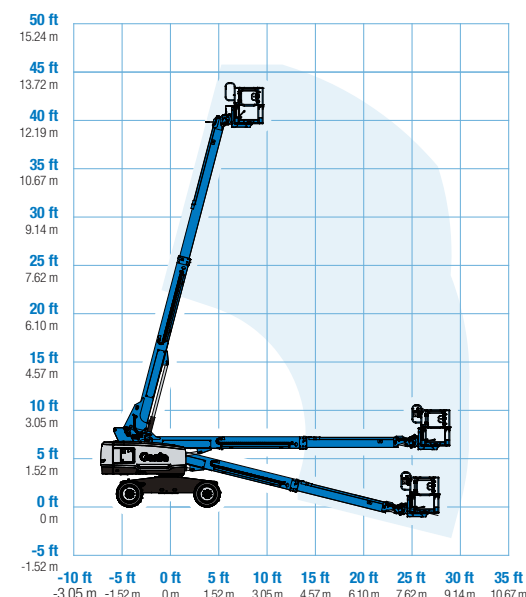
## Weight\*\*\*

Standard	13,544 lb	6,143 kg	15,720 lb	7,130 kg
----------	-----------	----------	-----------	----------

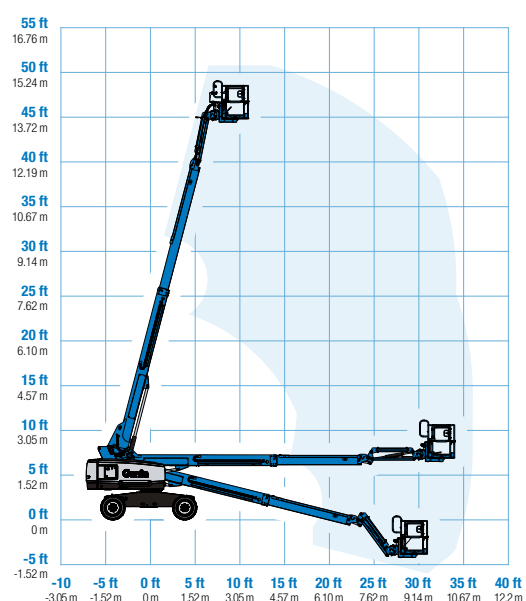
Standards Compliance ANSI A92.20, CSA B354.6 and EN280:2013 + A1:2015



## Range Of Motion S-40 HF



## Range Of Motion S-45 HF



\* The metric equivalent of working height adds 2 m to platform height. U.S. adds 6 ft to platform height.  
\*\* Gradeability applies to driving on slopes. See operator's manual for details regarding slope ratings.  
\*\*\* Weight will vary depending on options and/or country standards.

# Self-Propelled Telescopic Booms

S<sup>®</sup>-40 HF<sup>™</sup> and S-45 HF

## Features

Standard Features	Easily Configured To Meet Your Needs	Options & Accessories
<p><b>Measurements</b></p> <p><b>S-40 HF</b></p> <ul style="list-style-type: none"> <li>45 ft 6 in (13.87 m) working height</li> <li>28 ft 11 in (8.81 m) horizontal reach</li> <li>600 lb (272 kg) lift capacity</li> </ul> <p><b>S-45 HF</b></p> <ul style="list-style-type: none"> <li>50 ft 6 in (15.39 m) working height</li> <li>34 ft (10.36 m) horizontal reach</li> <li>600 lb (272 kg) lift capacity</li> </ul> <p><b>Productivity</b></p> <ul style="list-style-type: none"> <li>High flotation air filled tires</li> <li>4WD</li> <li>Active oscillation, 4WD</li> <li>Self-leveling platform</li> <li>160° hydraulic platform rotation</li> <li>Proportional joystick controls</li> <li>Fuel select switch on platform and ground control panels (Gas/LPG models)*</li> <li>Drive enable</li> <li>AC power cord to platform</li> <li>Horn</li> <li>Hour meter</li> <li>Tilt alarm</li> <li>Descent alarm</li> <li>360° continuous turntable rotation</li> <li>Locking turntable covers</li> <li>Positive traction drive</li> <li>Two speed wheel motors</li> <li>Entry Toeboard</li> <li>Lift Guard<sup>™</sup> Contact Alarm</li> <li>Lift Tools Work Tray</li> <li>Hydraulic oil cooler</li> <li>Alarm package (flashing beacon and travel alarm)</li> </ul> <p><b>Power</b></p> <ul style="list-style-type: none"> <li>12 V DC auxiliary power</li> <li>Anti-restart engine protection</li> <li>Auto engine fault shutdown</li> <li>Intake air heater (Deutz engine)</li> </ul>	<p><b>Platform Options</b></p> <ul style="list-style-type: none"> <li>Steel 8 ft (2.44 m) tri entry with side swing gate (standard)</li> <li>Steel 6 ft (1.83 m) dual entry with side swing gate</li> </ul> <p><b>Jib Options</b></p> <ul style="list-style-type: none"> <li>Non-jib (S-40 HF only)</li> <li>5 ft (1.52 m) jib boom (S-45 HF only)</li> </ul> <p><b>Engine Options</b></p> <ul style="list-style-type: none"> <li>49 hp (36.54 kW) Deutz diesel T4f* (standard)</li> <li>48 hp (35.79 kW) Perkins diesel T4f*</li> <li>60hp (44.74kW) Ford Gas/LPG Dual Fuel</li> </ul>	<p><b>Productivity Options</b></p> <ul style="list-style-type: none"> <li>Lift Power <ul style="list-style-type: none"> <li>3 kW AC Generator</li> <li>12 kW 240 V / 60 Hz Welder Ready package</li> <li>12 kW Welder Equipped, Select Lincoln or Miller (12 kW options include a fire extinguisher and fireproof sleeves)</li> </ul> </li> <li>Lift Guard Platform Mesh - Half</li> <li>Lift Guard Platform Mesh - Full</li> <li>Lift Guard Platform Mesh - Screen (8ft platform only)</li> <li>Platform top auxiliary rail</li> <li>Thumb rocker steer</li> <li>Air line to platform</li> <li>Specialty hydraulic oil (cold weather, fire resistant, or biodegradable)</li> <li>Hostile environment kit, standard or deluxe</li> <li>Panel cradle package</li> <li>Lockable platform control box covers</li> <li>Tow package</li> <li>Work light package</li> <li>Operator Protective Structure***</li> <li>Fall Arrest Bar</li> <li>Positive Air Shutoff System</li> <li>Fluorescent tube caddy**</li> <li>Pipe cradle**</li> </ul> <p><b>Power Options</b></p> <ul style="list-style-type: none"> <li>Engine gauge package</li> <li>Cold Weather Packages</li> <li>Diesel scrubber/muffler (catalytic muffler, Tier 4i only)</li> <li>LPG tank 33.5 lb (15.19 kg) capacity</li> <li>Intake air pre-cleaner (Tier 4i only)</li> </ul>



\* Also available as Tier 4i in limited regions

\*\* Available through aftermarket parts only

### Genie United States

6464 185th Ave. NE  
Redmond, WA 98052  
Telephone +1 (425) 881-1800  
Toll Free in USA/Canada +1 (800)-536-1800  
Fax +1 (425) 883-3475

### Distributed By:

Effective Date: December, 2019. Product specifications and prices are subject to change without notice or obligation. The photographs and/or drawings in this document are for illustrative purposes only. Refer to the appropriate Operator's Manual for instructions on the proper use of this equipment. Failure to follow the appropriate Operator's Manual when using our equipment or to otherwise act irresponsibly may result in serious injury or death. The only warranty applicable to our equipment is the standard written warranty applicable to the particular product and sale and we make no other warranty, express or implied. Products and services listed may be trademarks, service marks or trade names of Terex Corporation and/or their subsidiaries in the USA and many other countries. Terex, Genie and AWP are registered trademarks of Terex Corporation or its subsidiaries. © 2019 Terex Corporation.